

# Fuel Commitment Summary Report

November 30, 2015  
Prepared by Enterprise Services

University of Illinois' fuel is procured by:



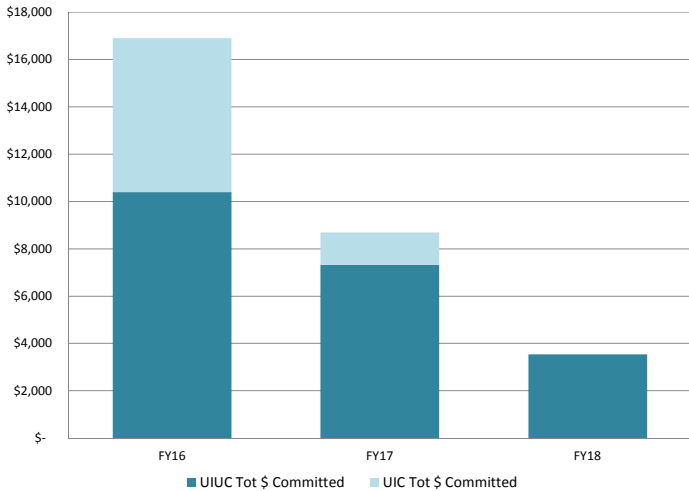
# Fuel Commitment Summary

Activity through 11/30/2015

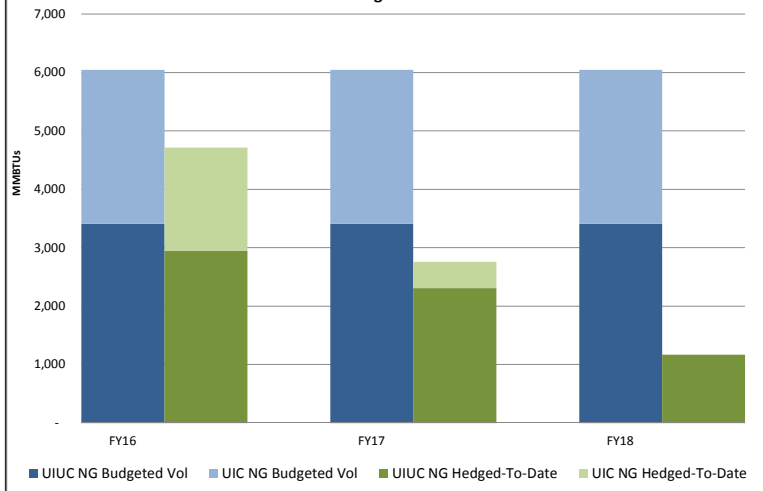
Dollars & Volumes in Thousands

	FY2016		FY2017		FY2018		Totals		Hedged Positions Summary
	UIUC	UIC	UIUC	UIC	UIUC	UIC	UIUC	UIC	
<b>Electricity</b>									
Budgeted Purchase Electric (MWH)	185	202	185	202	185	202	554	607	<b>Natural Gas</b> *Both campus positions are underhedged for the next 18 months but this should be corrected with the next set of electric hedge purchases scheduled for Jan 2016.
Electric Hedged-To-Date (MWH)	82	58	55	24	12	-	149	82	
% Electric Hedged-To-Date to Budgeted Purchase Electric	44%	28%	30%	12%	7%	0%	27%	13%	
Total Dollars Committed	\$2,985	\$2,131	\$2,059	\$902	\$463	\$-	\$5,507	\$3,032	
Avg Price for Committed Volumes (\$/MWH)	\$36.58	\$37.01	\$37.62	\$37.67	\$37.34	\$-	\$37.02	\$37.21	<b>Electricity</b> *Both campus positions are in line with policy for the next 18 months *Commitments for electric & natural gas represent total commitments made during the fiscal year
<b>Natural Gas</b>									
Budgeted Purchase Natural Gas (MMBTUs)	3,415	2,632	3,415	2,632	3,415	2,632	10,245	7,897	<b>Market Outlook Summary</b> *Spot & futures prices reflect market expectations for a relatively well-supplied winter *Futures prices for this winter are trading several dollars less than last year *Working gas in storage is approximately 3,956 BCF, which is above the 5-year historical avg *Moderate weather is anticipated this winter in the Midwest, Northwest, & Northeast
Natural Gas Hedged-To-Date (MMBTUs)	2,955	1,763	2,310	450	1,170	-	6,435	2,213	
% Natural Gas Hedged-To-Date to Budgeted Purchase Natural Gas	87%	67%	68%	17%	34%	0%	63%	28%	
Total Dollars Committed	\$10,399	\$6,511	\$7,331	\$1,376	\$3,541	\$-	\$21,271	\$7,886	
Avg Price for Committed Volumes (\$/MMBTU)	\$3.52	\$3.69	\$3.17	\$3.06	\$3.03	\$-	\$3.31	\$3.56	

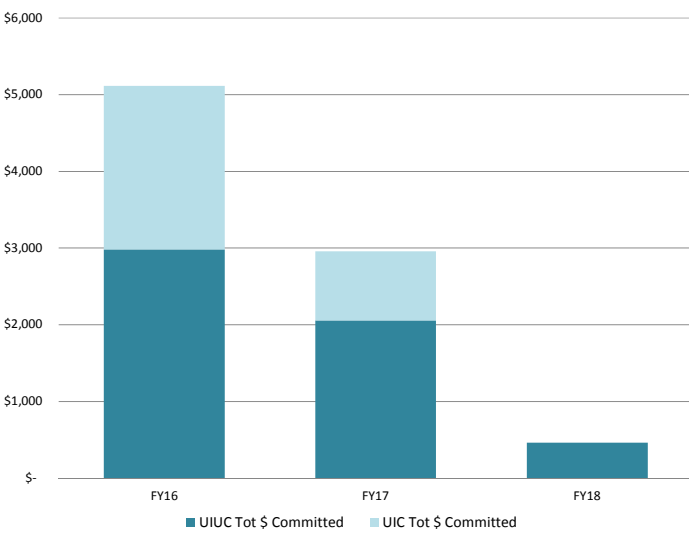
UI Total Gas Dollars Committed



UI Total Gas Hedged Volumes Position



UI Total Electric Dollars Committed



UI Total Electric Hedged Volumes Position

