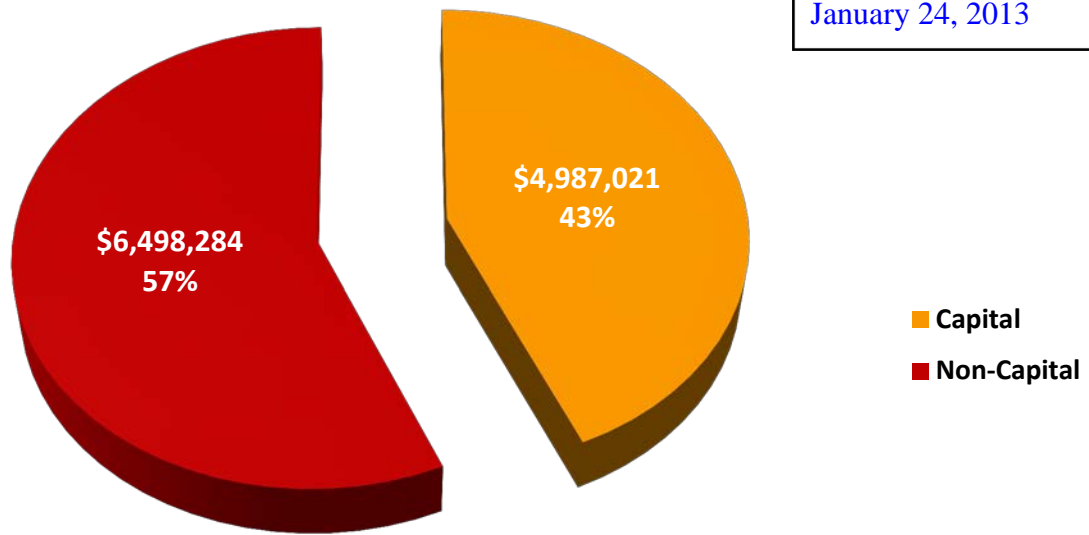


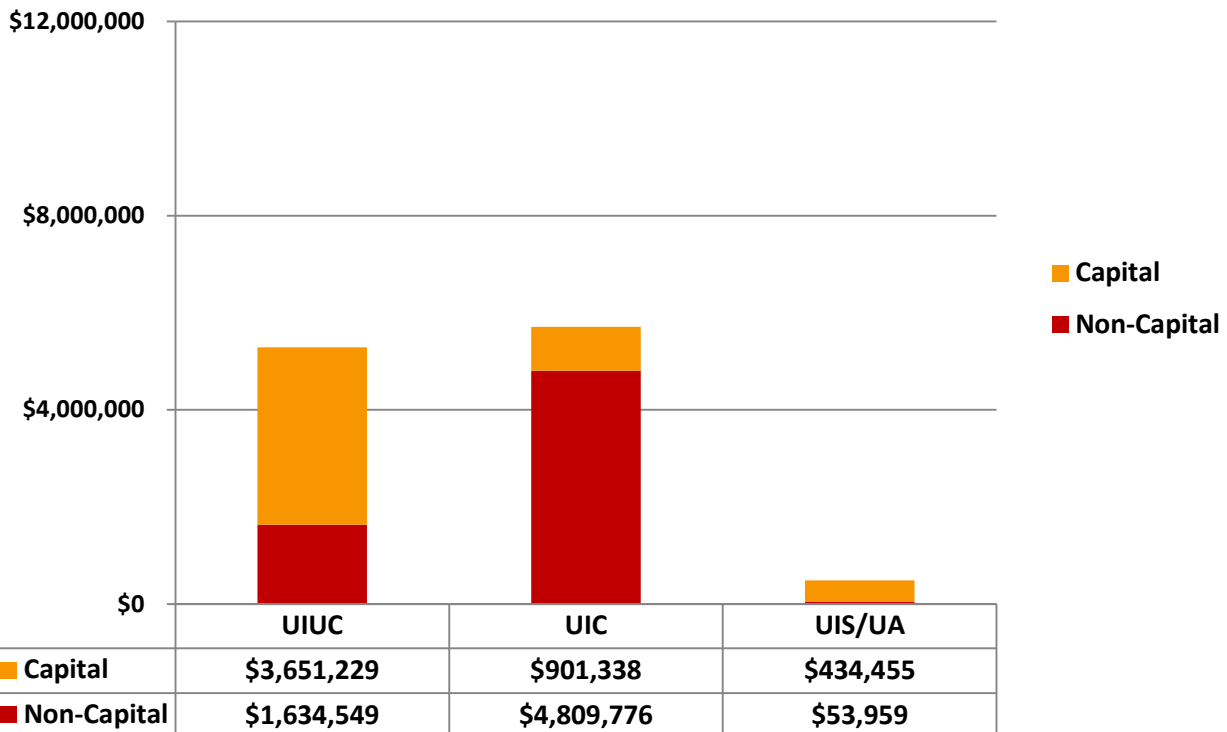
FY13 Capital & Non-Capital MAFBE Expenditures (through 9/30/12)

Reported to the Board of Trustees
January 24, 2013



Grand Total = \$11,485,305

FY13 Capital & Non-Capital MAFBE Expenditures by Campus (through 9/30/12)

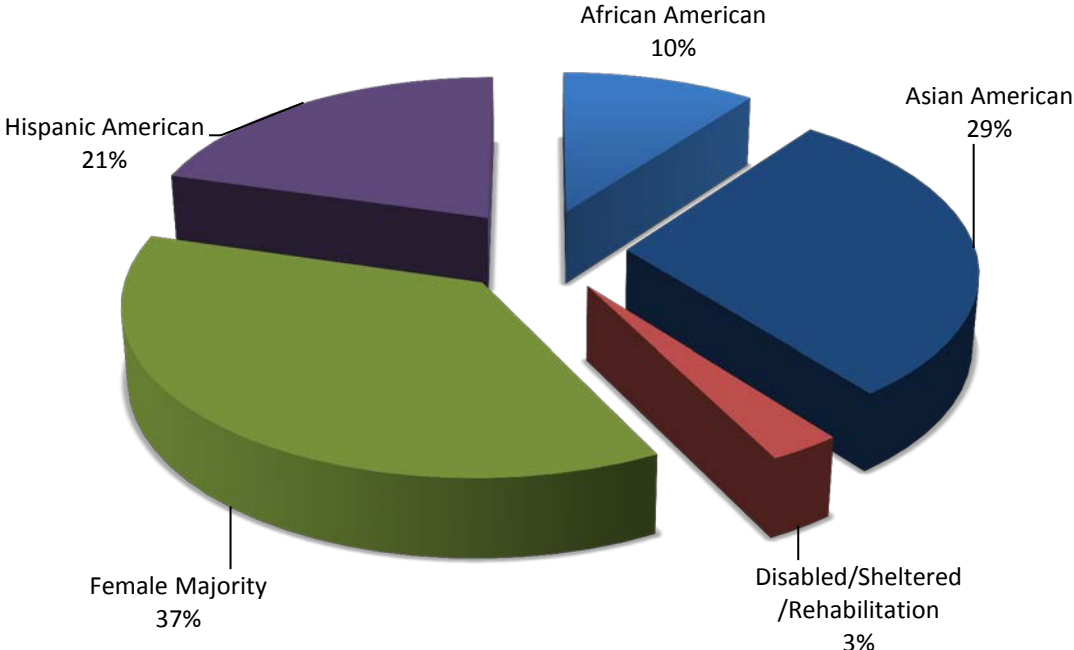


MAFBE Report to the Board of Trustees

University of Illinois

Attached is a report that responds to the Board of Trustees' request for periodic information on MAFBE expenditures. The report lists expenditures by MAFBE vendor for the period of July 1, 2012 through September 30, 2012. The data are summarized in the first chart for capital and non-capital MAFBE expenditures in total, by campus and by category. The second chart lists total expenditures for the reporting period by MAFBE vendor.

FY13 Q1 MAFBE Expenditures Category (through 09/30/2012)



Vendor Name	Minority Category	FY13 Total through 9/30/12
AIR HANDLING PRODUCTS INC	Female Majority	989,214
J-MAC ASSOCIATES LTD	Female Majority	892,260
MECCOR INDUSTRIES LTD	Asian American Male	866,995
BJB ENTERPRISES INC	African American Male	864,404
APEX HEALTHCARE INC	Asian American Male	762,174
TEPPER ELECTRIC SUPPLY CO	Female Majority	511,452
AMERICAN DEMOLITION CORP	Hispanic American Male	420,951
SMART ELEVATORS CO	Female Majority	348,326
AMERICAN SURVEYING & ENGINEERI	Hispanic American Male	333,251
OLD VETERAN CONSTRUCTION INC	Hispanic American Male	276,907
MOODY NOLAN LTD INC	African American Male	258,726
PRECISION FLOOR & TILE INC	Female Majority	258,297
C J DISTRIBUTION INC	Female Majority	193,231
MILLENNIUM ENGINEERING & SALES	Hispanic American Male	184,015
GLASS DEPOT INC	African American Male	168,756
PRONTO CONNECTIONS INC	Female Majority	145,299
LCM ARCHITECTS LLC	Disabled/Sheltered/Rehabilitation	144,202
ROBERT L MILLER & ASSOCIATES I/NC	African American Male	142,625
SCALE CONSTRUCTION INC	Hispanic American Female	136,196
PROGRESSIVE INDUSTRIES INC	Female Majority	124,614
TILTON,KELLY & BELL LLC	Female Majority	123,037
CENTRAL ILLINOIS HSS INC	Female Majority	122,409
PREMIER STAFFING SOURCE INC	African American Female	121,175
ON THE JOB CONSULTING INC /OJC TECHNOLOGIES	Female Majority	104,069
VALOR TECHNOLOGIES INC	Hispanic American Male	103,636
BAUER LATOZA STUDIO	Female Majority	96,214
PRIMERA ENGINEERS LTD	Hispanic American Male	92,956
MID-ILLINOIS COMPANIES CORP	Female Majority	88,420
COOK FASSER ASSOC INC	Female Majority	82,724
CTG INC OF ILLINOIS /NOVANIS	Asian American Female	75,178
MONTERREY SECURITY CONSULTANTS	Hispanic American Male	74,630
EVERY BLOOMIN IND SUP INC	Female Majority	73,845
Q C ENTERPRISE INC	Female Majority	72,757
PROFESSIONAL DYNAMIC NETWORK I	African American Female	68,149
CSS CO/CONSTRUCTION SPECIALTY & S	Asian American Male	68,018
PROFESSIONAL NURSING INC	Asian American Female	66,439
RJS CONSTRUCTORS INC	Female Majority	63,300
COTTER CONSULTING INC	Female Majority	61,826
PAC SUPPLY CO	Female Majority	59,580
J S R ENTERPRISES INC	African American Male	58,941
MATRIX INTEGRATION LLC/THE COMPUTER CENTER	Female Majority	57,666
TRI-STAR SUPPLY INC	African American Male	57,195
BROOK ARCHITECTURE INC	African American Female	53,825
CHICAGO COMMUNICATIONS LLC	Female Majority	53,800

Vendor Name	Minority Category	FY13 Total through 9/30/12
EKLA CORPORATION	Asian American Female	53,272
CIM AUDIO VISUAL INC	Female Majority	49,779
ENVIRONMENTAL SYSTEMS DESIGN I	Asian American Male	48,915
FULLERTON IND SUPPLYINC	Hispanic American Female	47,644
RAMBAJAN DAVID M /INDUSTRIA INC	Asian American Male	42,702
GORDON ELECTRIC SUPPLY INC	Female Majority	39,914
RESOURCE ONE OF ILLINOIS, /LTD	Female Majority	39,318
Doyle & Associates	Female Majority	37,595
NESTBUILDERS INC/DBHMS	Hispanic American Male	37,525
TERRA ENGINEERING LTD	Female Majority	34,278
MID-WEST INSTITUTIONAL FOOD DI/MIDWEST FOODS	Female Majority	32,335
NORRIS MARSHA L /MLN ENTERPRISE	Female Majority	32,116
JOSAM ACQUISITIONS LLC/GOOD TO GO FOOD	Female Majority	31,950
THORNTON RAVE CONSTRUCTION LLC	African American Male	30,833
DEVELOPMENTAL SERVICES CENTER	Disabled/Sheltered/Rehabilitation	30,253
GARRIGAN CONSTRUCTION INC	Female Majority	28,112
INTER-CITY SUPPLY CO INC	African American Female	27,576
PRO ELECTRONICS CMMCTNS INC /P E C MOBILE COMMUNICATIONS	Female Majority	27,048
CENTREX ELECTRICAL SUPPLY CORP	African American Male	26,961
CABLE COMMUNICATIONS INC	Female Majority	26,312
TAYLOR ELECTRIC COMPANY	African American Female	26,114
NOVAMED INC	Asian American Male	25,025
PRECISE PERSONNEL SERVICES/PRECISE STAFFING SERVICES	African American Female	24,901
GSG CONSULTANTS INC	Hispanic American Male	24,137
AMAZING EDIBLES LTD	Hispanic American Female	23,689
PRODUCTION DISTRIBUTION CO	African American Male	23,540
TECHNICAL WORLD INDUSTRIAL INC	African American Male	22,806
R D MCMILLEN ENTERPRISES INC	Disabled/Sheltered/Rehabilitation	22,712
DAVID MASON & ASSOCIATES OF IL	African American Male	21,025
REAL DESIGNS LLC	Female Majority	20,157
KRISTINE FALLON ASSOCIATES INC	Female Majority	19,777
RENAULT ROBINSON STAFFING ASSO	African American Male	19,173
PRAIRIE ANALYTICAL SYSTEMS INC	Female Majority	18,757
Chicago Mechanical Group	Female Majority	17,460
STUDIO BLUE INC	Female Majority	17,250
ANDERSON & SHAH ROOFING INC	Asian American Male	16,484
STR PARTNERS LLC	Asian American Male	16,482
TRI INDUSTRIES NFP	Disabled/Sheltered/Rehabilitation	16,393
BELLA BAGNO INC	Female Majority	16,116
UNDERLAND ARCHITECTURAL SYSTEM	Female Majority	15,036
DEKAYO CORPORATION	Hispanic American Male	14,973
CONSTRUCTION COST SYSTEMS INC	Asian American Male	14,870
XTREME SEEDING INC	Female Majority	14,810
WOLL PAMELA J /HUMAN PRIORITIES	Female Majority	14,400
ALLIANCE HEALTH SERVICES INC	African American Female	13,857

Vendor Name	Minority Category	FY13 Total through 9/30/12
WATTS COPY SYSTEMS	Female Majority	13,734
SPEEDY GONZALEZ LANDSCAPING IN	Hispanic American Male	13,057
THOMPSON RODNEY	African American Male	13,000
JP EXCAVATING & TRUCKING INC	Female Majority	12,960
BOILER INSPECTION SERVICES CO	Asian American Male	12,350
GARCO ENTERPRISES INC	Hispanic American Male	12,283
MILLENNIA PROFESSIONAL SERVICE	Hispanic American Male	11,345
MARKEY'S VIDEO IMAGES LLC /SENSORY TECHNOLOGIES	Female Majority	10,532
THE ARCHITECTS ENTERPRISE LTD	African American Male	10,429
LESTER AND ROSALIE ANIXTER CTR	Disabled/Sheltered/Rehabilitation	10,395
MIDWAY CONTRACTING GROUP LLC	Hispanic American Male	10,008
SEVILLE STAFFING LLC	Female Majority	9,749
BAILEY EDWARD DESIGN INC	Female Majority	9,698
ENVIRONMENTAL DESIGN INTNL INC	African American Female	9,633
ELECTRICAL CONTRACTORS INC	Female Majority	8,751
NORTHPONITE RESOURCES INC	Disabled/Sheltered/Rehabilitation	8,404
CITY ESCAPE GARDEN & DESIGN LL	Female Majority	7,845
LIVEWIRE ELECTRICAL SYSTEMS IN	African American Male	7,833
URBAN WORKS LTD	Hispanic American Female	7,744
MBB ENTERPRISES OF CHICAGO INC	Female Majority	7,380
ENBEE PAINTING & DECORATING IN	Female Majority	6,975
LINCOLNLAND ARCHITECTURAL GRPH	Female Majority	6,887
MATRIX ENGINEERING CORP	African American Male	6,370
REESE RECREATION PRODUCTS INC	Female Majority	6,060
LEE-PERFECT TRANSCRIPTION CORP	Female Majority	6,057
TERRY GUEN DESIGN ASSOCIATES I	Asian American Female	5,879
GERALEX INC	Hispanic American Female	5,570
GLOBAL WATER TECHNOLOGY INC	Hispanic American Female	5,521
M & G GRAPHICS INC	Female Majority	5,451
JRH ENTERPRISES INC	Female Majority	5,306
Market Contracting Services Inc.	Hispanic American Male	5,169
KSID INTERIORS INC	Female Majority	4,999
RICHARDS GRAPHIC COMMUNICATION	Female Majority	4,985
DATA MEDIA PRODUCTS INC	Female Majority	4,955
YOUR PARTNER PROMOTIONS	Female Majority	4,211
PHOENIX BUSINESS SOLUTIONS LLC	Female Majority	4,163
ARROW MESSENGER SERVICE INC	Female Majority	4,034
KOPPEN & ASSOCIATES LLC	Female Majority	4,000
BATES MANAGEMENT GROUP INC	African American Female	3,500
POINTE INDUSTRIES LLC /FELLER & SONS	Female Majority	3,352
B & A ENGINEERS LTD /DBA: CCJM ENGINEERS LTD	Asian American Male	3,300
CUSTOM UNDERGROUND INC	Female Majority	3,252
LINJEN PROMOTIONS INC	Female Majority	2,674
WEINSTEIN AUDREY/A WEINSTEIN & ASSOCIATES	Female Majority	2,674
HJKESSLER ASSOCIATES INC	Female Majority	2,187

Vendor Name	Minority Category	FY13 Total through 9/30/12
HARTMAN PUBLISHING GROUP LTD	African American Female	2,155
DOYLE MARGARET M	Female Majority	2,100
PARACHIN DESIGN STUDIOS LTD	Female Majority	2,098
CHICAGO DROPCLOTH & TARPAULIN	Female Majority	2,042
HEALTHCARE CONSORTIUM OF ILLIN	Disabled/Sheltered/Rehabilitation	1,970
RACE & ASSOCIATES LTD	Female Majority	1,950
CCN SYSTEMS LLC	Female Majority	1,835
COOMBE BLOXDORF P C	Female Majority	1,755
TERRA DEMOLITION	Hispanic American Male	1,706
PRAIRIE RESTORATIONS INC	Female Majority	1,569
D.A.S. Consulting Services, LLC	Asian American Female	1,448
WORLD OF PROMOTIONS	Female Majority	1,129
RADA ARCHITECTS LTD	Female Majority	1,092
SOUTHWEST SPRING INC	Female Majority	977
HUFF LUMBER CO	Disabled/Sheltered/Rehabilitation	925
CULTURE MEDIA & SUPPLIES INC	Female Majority	898
THE CHICAGO LIGHTHOUSE	Disabled/Sheltered/Rehabilitation	849
RELIABLE ENVIRONMENTAL SOLUTIO	Female Majority	830
TETRA MEDICAL SUPPLY CORP	Female Majority	791
DOCU-SHRED INC	Female Majority	750
ADNAMA INC/SIGN-A-RAMA DOWNTOWN	African American Female	677
YAGLA ENGINEERING SERVICES INC	Female Majority	662
EQUIPMENT INTERNATIONAL LTD	Female Majority	649
WE'RE CLEANING INC	African American Female	637
UNITED CEREBRAL PALSY OF/LAND OF LINCOLN	Disabled/Sheltered/Rehabilitation	500
ALTIMA TECHNOLOGIES INC	Asian American Female	480
BRIDGEWAY TRAINING SERVICES	Disabled/Sheltered/Rehabilitation	480
J C EDWARDS & SON INC	Female Majority	375
GLOBE MEDICAL SURGICAL SUPPLY	Asian American Male	362
FICEK ELICTRIC & COMMUNICATION	Female Majority	225
JMM MANAGEMENT GROUP LLC	Asian American Male	219
OMAR MEDICAL SUPPLIES	African American Male	143
EVER READY PIN & MANUFACTURING	Female Majority	121
HITEC GROUP INT'L INC	Female Majority	45
EMS ENTERPRISES INC /GLENN BRUNK STATIONERS	Disabled/Sheltered/Rehabilitation	45
LOGSDON STATIONERS/LOGSDON OFFICE SUPPLY	Female Majority	38
LAND OF LINCOLN GOODWILL INDUS	Disabled/Sheltered/Rehabilitation	34
EVERGREEN SUPPLY CO INC	Female Majority	16