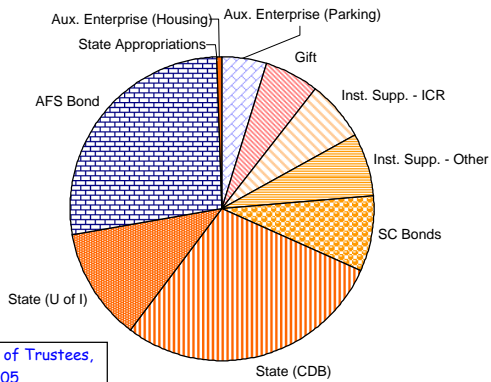
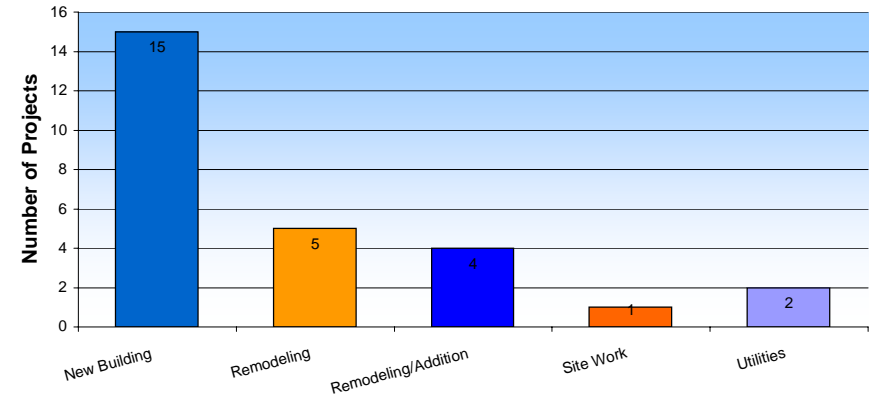


University Active Projects by Funding Source

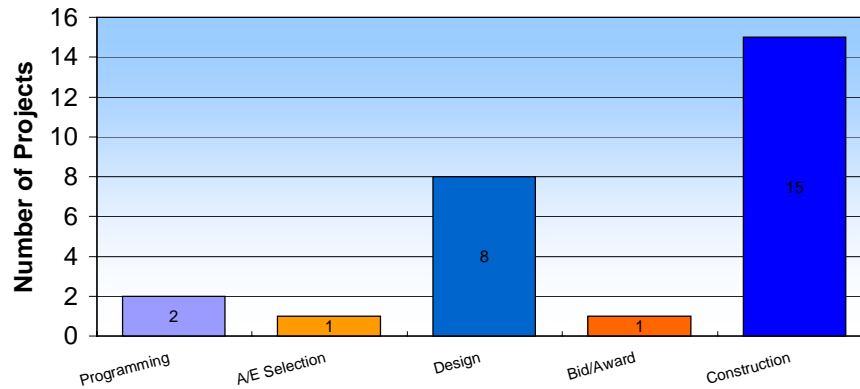


Reported to the Board of Trustees,
March 10, 2005

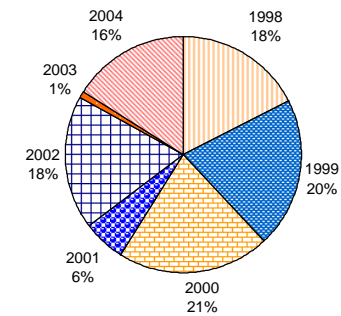
University Active Projects by Type



University Active Projects by Phase



University Project Approval by Fiscal Year



University Active Projects by Funding Source	
Fund Source	Total
Aux. Enterprise (Parking)	\$45,816,000
Gift	\$56,025,000
Inst. Supp. - ICR	\$61,200,000
Inst. Supp. - Other	\$62,130,400
SC Bonds	\$77,210,048
State (CDB)	\$274,030,300
State (U of I)	\$113,924,600
AFS Bond	\$258,150,200
State Appropriations	\$1,000,000
Aux. Enterprise (Housing)	\$5,510,000
Grand Total	\$954,996,548

University Active Projects by Type	
Type of Project	Total
New Building	15
Remodeling	5
Remodeling/Addition	4
Site Work	1
Utilities	2
Grand Total	27

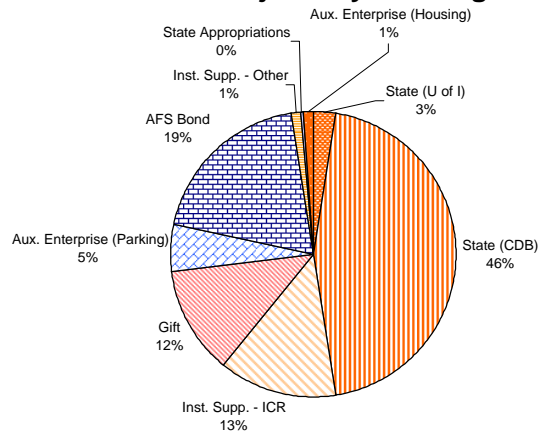
University Active Projects by Phase	
Phase of Project	Total
Programming	2
A/E Selection	1
Design	8
Bid/Award	1
Construction	15
Grand Total	27

Total Active Project Approval by Year	
Year of Project Approval	Total
1998	\$157,000,000
1999	\$183,395,748
2000	\$185,500,000
2001	\$51,024,300
2002	\$164,966,500
2003	\$6,500,000
2004	\$144,610,000
Grand Total	\$892,996,548

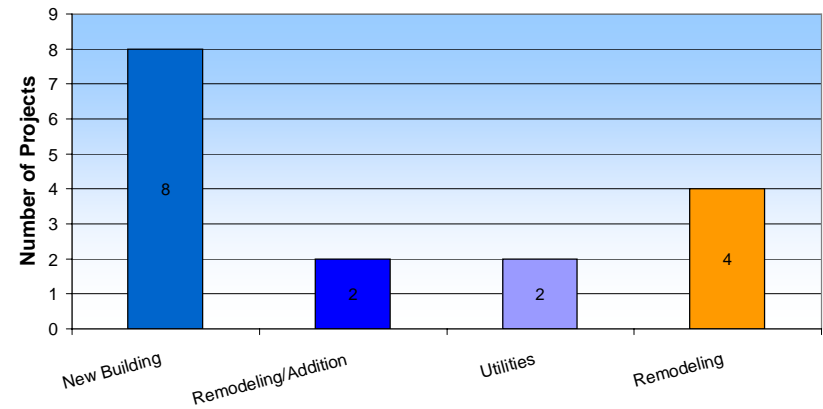
March 10, 2005

University Level Summary (UIC, UIS, UIUC) Construction Data

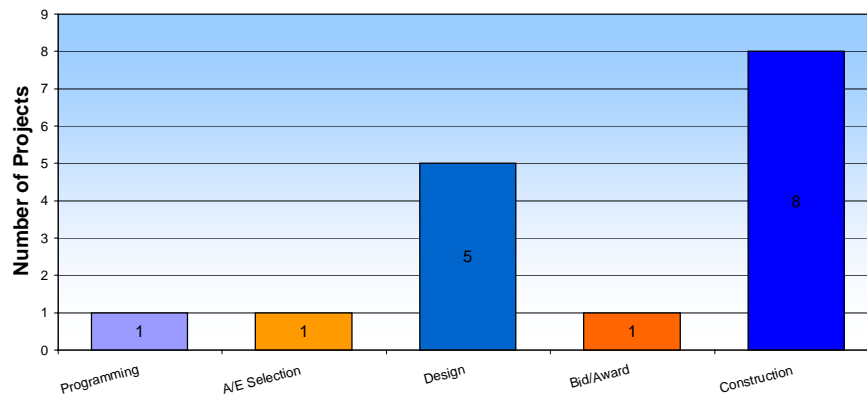
UIUC Active Projects by Funding Source



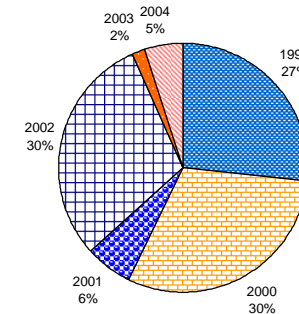
UIUC Active Projects by Type



UIUC Active Projects by Phase



UIUC Project Approval by Fiscal Year



UIUC Active Projects by Funding Source	
Fund Source	Total
State (U of I)	\$12,000,000
State (CDB)	\$206,602,000
Inst. Supp. - ICR	\$61,200,000
Gift	\$56,025,000
Aux. Enterprise (Parking)	\$25,100,000
AFS Bond	\$87,700,000
Inst. Supp. - Other	\$5,275,000
State Appropriations	\$1,000,000
Aux. Enterprise (Housing)	\$5,510,000
Grand Total	\$460,412,000

UIUC Active Projects by Types	
Type of Project	Total
New Building	8
Remodeling/Addition	2
Utilities	2
Remodeling	4
Grand Total	16

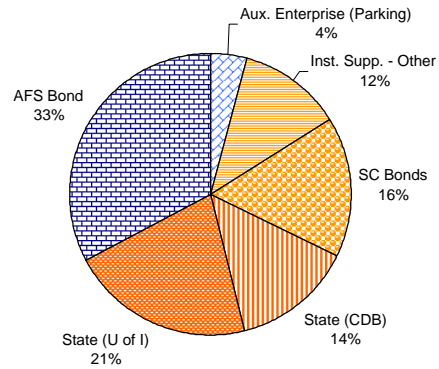
UIUC Active Projects by Phase	
Phase of Project	Total
Programming	1
A/E Selection	1
Design	5
Bid/Award	1
Construction	8
Grand Total	16

UIUC Active Project Approval by Year	
Year of Project Approval	Total
1999	\$106,185,700
2000	\$121,500,000
2001	\$25,100,000
2002	\$119,616,300
2003	\$6,500,000
2004	\$19,510,000
Grand Total	\$398,412,000

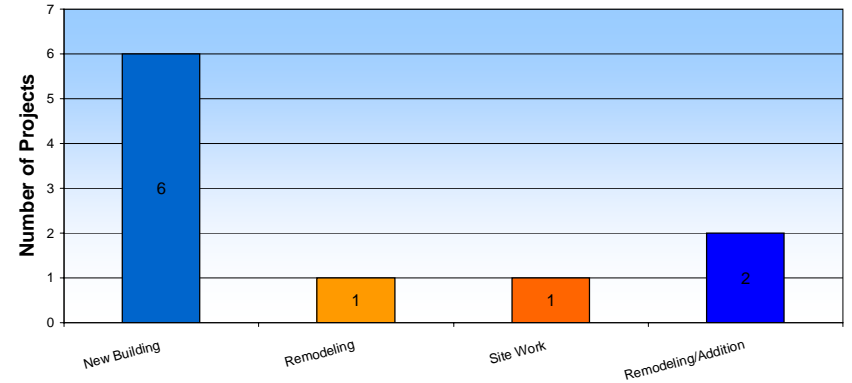
March 10, 2005

UIUC Construction Data

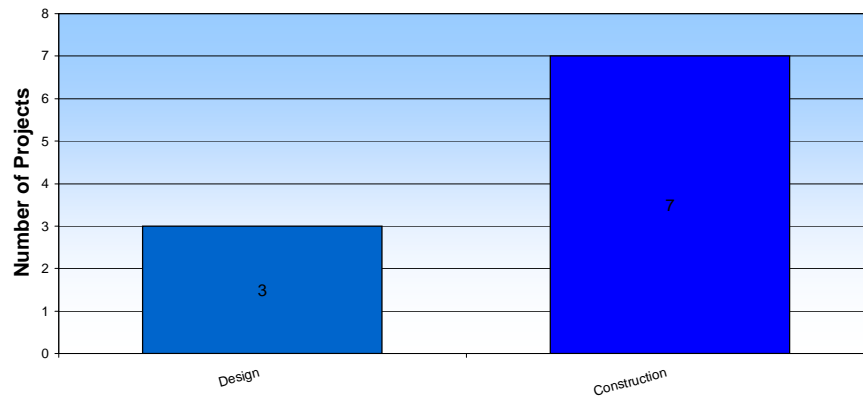
UIC Active Projects by Funding Source



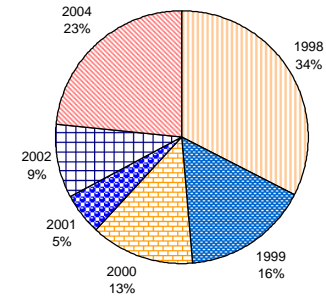
UIC Active Projects by Type



UIC Active Projects by Phase



UIC Project Approval by Fiscal Year



UIC Active Projects by Funding Source	
Fund Source	Total
Aux. Enterprise (Parking)	\$20,716,000
Inst. Supp. - Other	\$56,855,400
SC Bonds	\$77,210,048
State (CDB)	\$67,428,300
State (U of I)	\$101,924,600
AFS Bond	\$157,350,200
Grand Total	\$481,484,548

UIC Active Projects by Type	
Type of Project	Total
New Building	6
Remodeling	1
Site Work	1
Remodeling/Addition	2
Grand Total	10

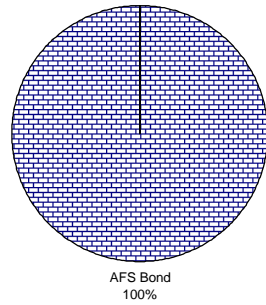
UIC Active Projects by Phase	
Phase of Project	Total
Design	3
Construction	7
Grand Total	10

UIC Active Project Approval by Year	
Year of Project Approval	Total
1998	\$157,000,000
1999	\$77,210,048
2000	\$64,000,000
2001	\$25,924,300
2002	\$45,350,200
2004	\$112,000,000
Grand Total	\$481,484,548

March 10, 2005

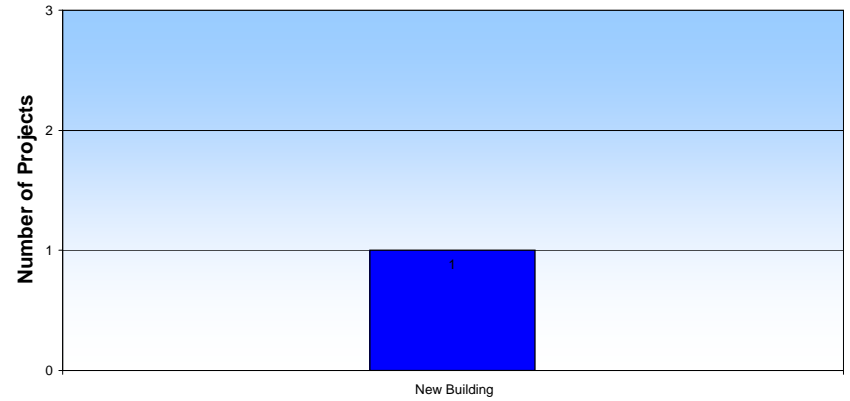
UIC Construction Data

UIS Active Projects by Funding Source



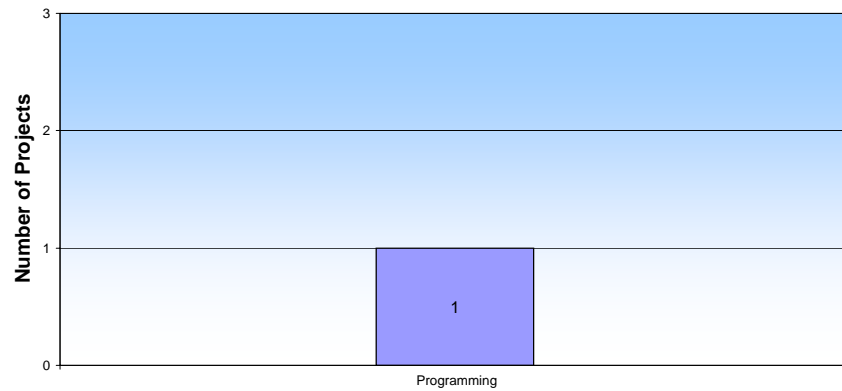
AFS Bond
100%

UIS Active Projects by Type



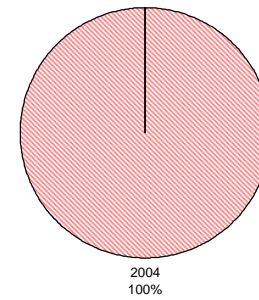
New Building

UIS Active Projects by Phase



Programming

UIS Project Approval by Fiscal Year



2004
100%

UIS Active Projects by Funding Source	
Fund Source	Total
AFS Bond	\$13,100,000
Grand Total	\$13,100,000

UIS Active Projects by Type	
Type of Project	Total
New Building	1
Grand Total	1

UIS Active Projects by Phase	
Phase of Project	Total
Programming	1
Grand Total	1

UIS Active Project Approval by Year	
Year of Project Approval	Total
2004	\$13,100,000
Grand Total	\$13,100,000