

Reported to the Board of Trustees
March 11, 2021

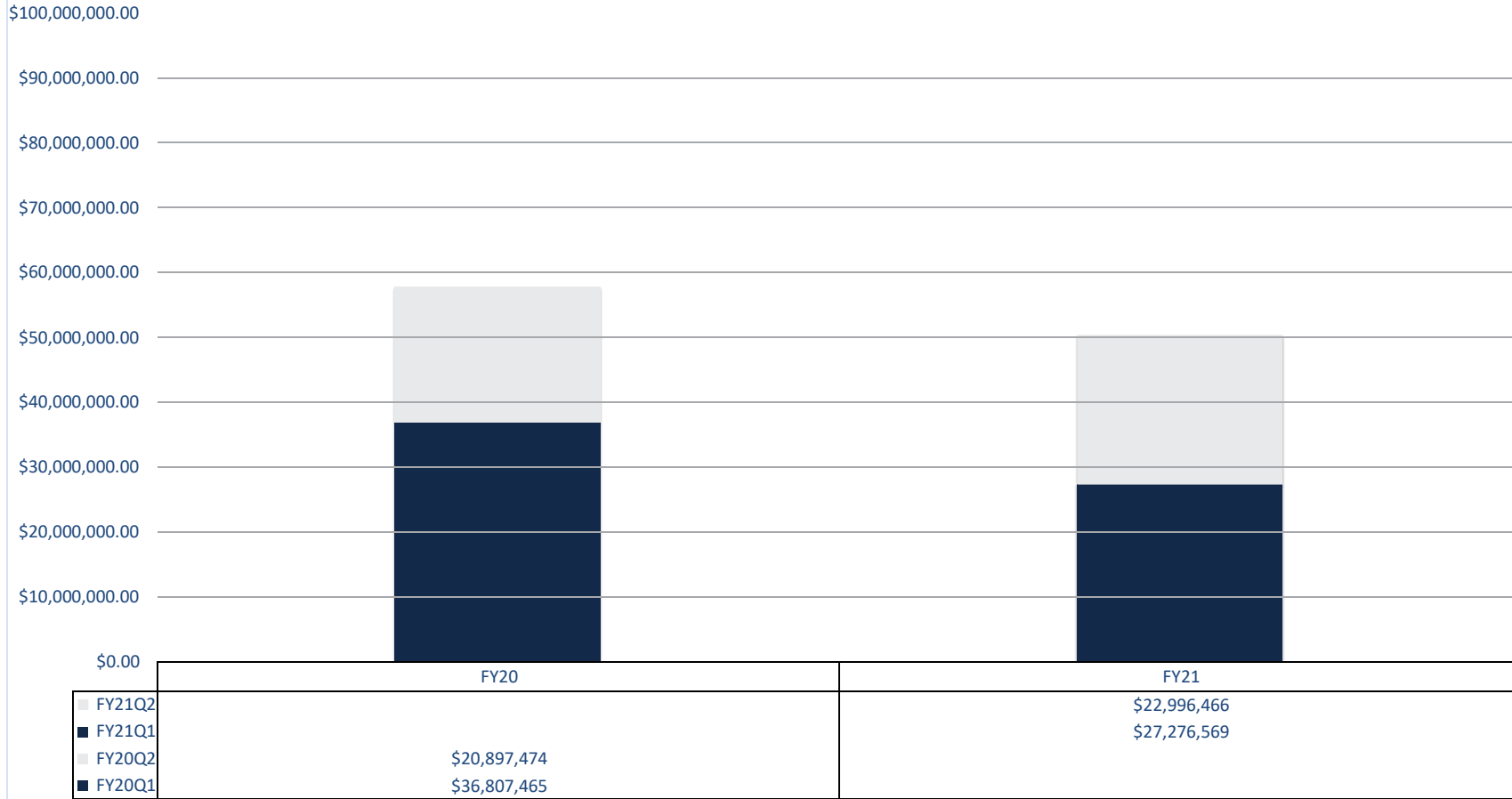
Board Meeting
March 11, 2021

Diversity Report to the Board of Trustees

University of Illinois

Attached is a report that responds to the Board of Trustees' request for periodic information on diversity expenditures. The report lists expenditures by diversity vendor for the period of July 1, 2020 through December 31, 2020. The corresponding budget for fiscal year 2021 is \$6,737,013,000. The data are summarized in the first chart for capital and non-capital diversity expenditures in total, by campus and by category. The final charts lists total expenditures for the reporting period by diversity vendor.

YEAR OVER YEAR RELATIVE QUARTER DIVERSE SPEND COMPARISON

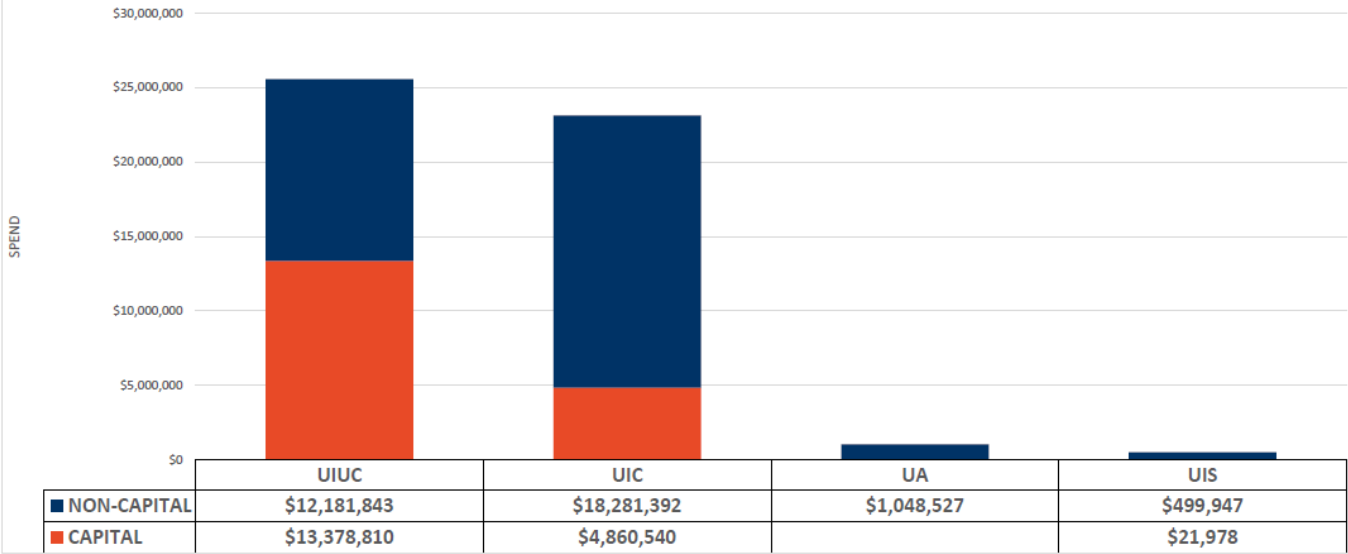


TOTAL EXPENSE BUDGET	\$6,737,013,000.00
PAYMENTS ON BEHALF	\$1,406,000,000.00
OTHER AUTOMATIC EXEMPTIONS	\$4,141,975,206.24
TOTAL BUDGET SUBJECT TO GOAL*	\$1,189,037,793.76

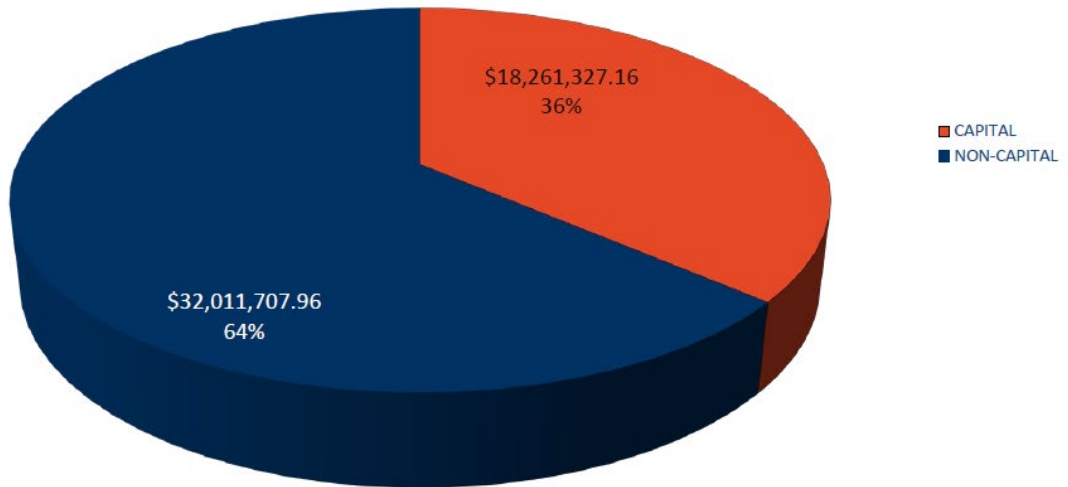
FY20Q2 DIVERSE SPEND	\$50,273,035.12
----------------------	-----------------

*FY21 BEP EXEMPTIONS STILL TO BE FINALIZED

FY21 Capital & Non-Capital Diversity Spend Report Expenditures by Campus (Through 12/31/2020)

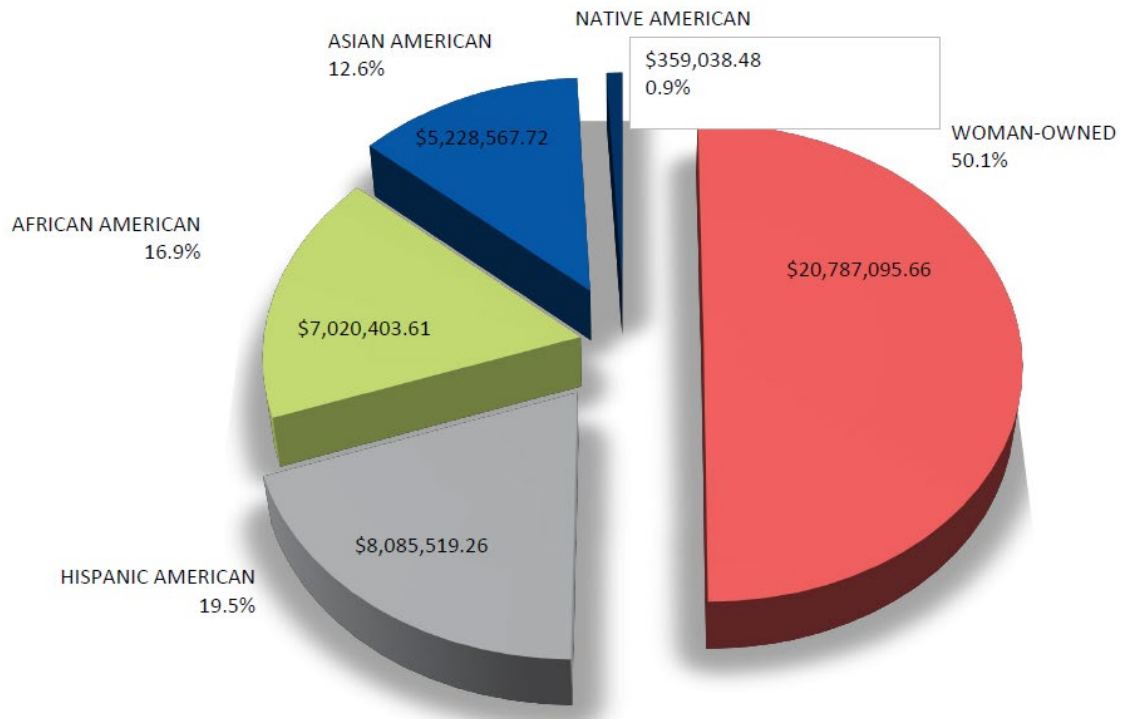


FY21 Capital & Non-Capital Diversity Spend Report Expenditures (Through 12/31/2020)



Grand Total = \$50,273,035.12

FY21Q2 Diversity Spend Report Expenditures Category (Through 12/31/2020)



FY21 Q2 DIVERSITY SPEND BY VENDOR
 July 1, 2020 through December 31, 2020

VENDOR NAME	Minority-Category	FY21 Q1 (Through 9/30/2020)	FY21 Q2 (Through 12/31/2020)	FY21 Q2 (Through 12/31/2020)
INDUSTRIAL AND UTILITY SUPPLY LTD/INDUSTRIAL ELECTRIC SUPP	AFRICAN AMERICAN	284,346	449,641	733,987
VEYA INC	AFRICAN AMERICAN	295,574	157,137	452,711
NEW BEGINNINGS CONTRACTORS INC	AFRICAN AMERICAN	229,298	136,862	366,160
MOODY NOLAN INCORPORATED	AFRICAN AMERICAN	209,916	143,595	353,511
CG CONSTRUCTION SUPPLY COMPANY INC	AFRICAN AMERICAN	299,756	2,176	301,932
F J ROBINSONS CONTRACTING	AFRICAN AMERICAN	131,306	167,173	298,478
NATIONAL HVACDBA NATIONAL INSULATION INC	AFRICAN AMERICAN	82,054	191,504	273,558
M CANNON ROOFING CO LLC	AFRICAN AMERICAN	237,690	13,725	251,415
UJAMAA CONSTRUCTION INCORPORATED	AFRICAN AMERICAN	233,732	10,684	244,416
DAVIS DAVIS GENERAL CONSTRUCTION AND CONCRETE INC	AFRICAN AMERICAN	60,268	174,930	235,198
JP EXCAVATING AND TRUCKING	AFRICAN AMERICAN	166,061	67,057	233,118
INTERNATIONAL QUALITY CONTRACTING INC	AFRICAN AMERICAN	156,621	60,607	217,228
ANCHOR STAFFING INC	AFRICAN AMERICAN	103,489	109,407	212,897
PREMIER STAFFING SOURCE INC	AFRICAN AMERICAN	67,014	144,575	211,589
ROBERT L MILLER ASSOCIATES INC	AFRICAN AMERICAN	106,518	99,444	205,962
ENVIRONMENTAL DESIGN INTERNATIONAL INC (EDI)	AFRICAN AMERICAN	127,864	61,698	189,562
ELECTRONIC KNOWLEDGE INTERCHANGE COMPANY	AFRICAN AMERICAN	84,310	92,380	176,690
PROFESSIONAL ELEVATOR SERVICES INC	AFRICAN AMERICAN	98,315	72,808	171,122
CALL FLAWLESS INC	AFRICAN AMERICAN	78,968	84,718	163,686
EXPRESS ELECTRIC SUPPLY	AFRICAN AMERICAN	94,491	51,233	145,725
INTEGRATED LIGHTING TECHNOLOGIES INC/INTEGRATING GREEN TECH	AFRICAN AMERICAN	140,140		140,140
ELECTRICAL RESOURCE MANAGEMENT	AFRICAN AMERICAN	119,930	17,242	137,172
LYONS VIEW MANUFACTURER AND SUPPLY INC	AFRICAN AMERICAN	70,070	55,706	125,776
MAINTENANCE SOLUTIONS INC	AFRICAN AMERICAN	124,823		124,823
NETA SCIENTIFIC INC	AFRICAN AMERICAN	101,203	1,195	102,398
PAGODA ELECTRIC CONSTRUCTION INC	AFRICAN AMERICAN		98,708	98,708
INTER-CITY SUPPLY COMPANY INC	AFRICAN AMERICAN	38,673	53,624	92,297
SLG INNOVATION INC	AFRICAN AMERICAN	32,256	48,384	80,640
WEBB ENGINEERING SERVICES INC	AFRICAN AMERICAN	38,619	31,594	70,214
SUPPLIED INDUSTRIAL SOLUTIONS INC	AFRICAN AMERICAN	67,560	366	67,927
TAYLOR MADE DESIGN INCORPORATED	AFRICAN AMERICAN	16,684	44,675	61,359
DUST EM CLEAN MAINTENANCE COMPANY INC	AFRICAN AMERICAN	20,999	31,498	52,497
BLUE FOX CLEANING SERVICE LLC	AFRICAN AMERICAN	23,240	21,000	44,240
PRODUCTION DISTRIBUTION COMPANIES	AFRICAN AMERICAN		38,135	38,135
ARCHITECTS ENTERPRISE LTD	AFRICAN AMERICAN	5,956	28,483	34,439
VOLUNTEER SUPPLY INDUSTRIES LTD	AFRICAN AMERICAN	6,656	24,754	31,410
WALKERHEALTHCAREIT LLC	AFRICAN AMERICAN	30,766		30,766
BEYOND CLEAN CLEANING SERVICES LLC	AFRICAN AMERICAN		25,164	25,164
WE'RE CLEANING INC	AFRICAN AMERICAN		22,654	22,654
MYLEER CORPORATION	AFRICAN AMERICAN	5,299	15,896	21,195
SIERRA GLASS COMPANY	AFRICAN AMERICAN	6,682	10,800	17,482
MILHOUSE ENGINEERING AND CONSTRUCTION INC	AFRICAN AMERICAN	17,031		17,031
URBAN TRANSFORMATION FARMS INC	AFRICAN AMERICAN	8,949	6,966	15,915
JC GROUP ILLINOIS LLC	AFRICAN AMERICAN		14,834	14,834
THE RODERICK GROUP DBA ARDMORE RODERICK	AFRICAN AMERICAN	13,293		13,293
ASAPRO LLC	AFRICAN AMERICAN	12,247		12,247
DAVID MASON ASSOCIATES OF ILLINOIS LTD	AFRICAN AMERICAN	2,832	7,348	10,180
THE BOWA GROUP INC	AFRICAN AMERICAN	2,684	7,121	9,805
EX3 LABS LLC	AFRICAN AMERICAN		9,800	9,800
ADVANCED WINDOW SYSTEMS	AFRICAN AMERICAN		9,000	9,000
JSR ENTERPRISES INC	AFRICAN AMERICAN	4,328	4,650	8,978
OMAR MEDICAL SUPPLIES INCORPORATED	AFRICAN AMERICAN	6,480		6,480
VICTORY PHARMACY OF DECATUR INC/VICTORY MEDICAL EQUIPMENT	AFRICAN AMERICAN	4,037	1,909	5,946
JMC SERV INC/SERVICEMASTER JANITORIAL CLEANING	AFRICAN AMERICAN		5,810	5,810
BROOK ARCHITECTURE INC	AFRICAN AMERICAN		4,400	4,400
RINGOLD FINANCIAL MANAGEMENT SERVICES INC	AFRICAN AMERICAN		4,200	4,200
URBAN PRESCRIPTIVES CONSULTING INC	AFRICAN AMERICAN	4,000		4,000
ELETE CONSTRUCTION AND ENVIRONMENTAL INC	AFRICAN AMERICAN		2,536	2,536
STITCH ME LLC	AFRICAN AMERICAN		1,805	1,805
COMPREHENSIVE CONSTRUCTION SOLUTIONS LLC	AFRICAN AMERICAN		1,710	1,710
POWELL III	AFRICAN AMERICAN		1,500	1,500
ASHLAUR CONSTRUCTION COMPANY INC	AFRICAN AMERICAN	1,000		1,000
PRO BIZ PRODUCTS LLC	AFRICAN AMERICAN		688	688
HILTON PUBLISHING INC/HPC	AFRICAN AMERICAN	517		517
WOMEN AND DRONES LLC	AFRICAN AMERICAN	350		350
TOTAL		4,074,895	2,945,509	7,020,404

FY21 Q2 DIVERSITY SPEND BY VENDOR
 July 1, 2020 through December 31, 2020

VENDOR NAME	Minority-Category	FY21 Q1 (Through 9/30/2020)	FY21 Q2 (Through 12/31/2020)	FY21 Q2 (Through 12/31/2020)
PACE SYSTEMS INC	ASIAN AMERICAN	1,079,174	477,769	1,556,943
MECCOR INDUSTRIES LTD	ASIAN AMERICAN	1,055,952	360,809	1,416,761
NEXT GENERATION TECHNOLOGY INC	ASIAN AMERICAN	263,703	220,968	484,671
LEAD IT CORPORATION	ASIAN AMERICAN	169,398	129,988	299,386
SNTIAL TECHNOLOGIES INCORPORATED	ASIAN AMERICAN	98,375	168,575	266,950
SUNRISE HITEK GROUP LLC/SUNRISE DIGITAL	ASIAN AMERICAN	195,433	30,465	225,898
RUBINOS AND MESIA ENGINEERS INC	ASIAN AMERICAN	133,683	87,699	221,382
EKLA CORPORATION	ASIAN AMERICAN	53,759	45,279	99,038
STEARNJOGLEKAR LTD	ASIAN AMERICAN	58,564	35,294	93,858
RELIABLE CONTRACTING AND EQUIPMENT CO	ASIAN AMERICAN	77,250		77,250
CCS INTERNATIONAL INC	ASIAN AMERICAN	56,710	17,309	74,019
MACK CONSTRUCTION SERVICESLLC	ASIAN AMERICAN	70,209		70,209
VIVA USA INCORPORATED	ASIAN AMERICAN	18,742	26,758	45,500
CCJM ENGINEERS LTD	ASIAN AMERICAN		43,250	43,250
SHEN MILSOM WILKE LLC	ASIAN AMERICAN	33,676	2,855	36,531
NET SOURCE INC	ASIAN AMERICAN	35,803		35,803
RTM ASSOCIATES INC	ASIAN AMERICAN		30,232	30,232
NOVAMED INC	ASIAN AMERICAN		30,089	30,089
MODE ARCHITECTS PC	ASIAN AMERICAN	15,810	12,242	28,052
VISIONPOINT MARKETING LLC	ASIAN AMERICAN	27,224		27,224
GENERAL ENERGY CORP	ASIAN AMERICAN		13,500	13,500
TERRY GUEN DESIGN ASSOCIATES INC	ASIAN AMERICAN	4,860	4,040	8,900
AC GENTROL INCORPORATED	ASIAN AMERICAN		8,503	8,503
DIVERSIFIED CONSTRUCTION SERVICES LLC	ASIAN AMERICAN		6,120	6,120
8TIV LABS CORPORATION	ASIAN AMERICAN		5,000	5,000
CHEMCO INDUSTRIES INC	ASIAN AMERICAN		4,926	4,926
CRYSTAL CHEM INCORPORATED	ASIAN AMERICAN	2,055	2,530	4,585
INTERRA INCORPORATED	ASIAN AMERICAN	3,009		3,009
HANSON INFORMATION SYSTEMS INCORPORATED	ASIAN AMERICAN	1,845	854	2,699
DIAGNOCINE LLC	ASIAN AMERICAN	135	2,430	2,565
TRUONG ENTERPRISES INC	ASIAN AMERICAN		2,013	2,013
DAS CONSULTING SERVICES LLC	ASIAN AMERICAN	1,694		1,694
HI-TEK ENVIRONMENTAL INC/STAT ANALYSIS CORP	ASIAN AMERICAN		1,372	1,372
BITSIO INC	ASIAN AMERICAN		638	638
TOTAL		3,457,062	1,771,506	5,228,568

FY21 Q2 DIVERSITY SPEND BY VENDOR
 July 1, 2020 through December 31, 2020

VENDOR NAME	Minority-Category	FY21 Q1 (Through 9/30/2020)	FY21 Q2 (Through 12/31/2020)	FY21 Q2 (Through 12/31/2020)
MONTERREY SECURITY CONSULTANTS INC	HISPANIC AMERICAN	590,541	1,004,078	1,594,619
VALOR TECHNOLOGIES INCORPORATED	HISPANIC AMERICAN	1,149,413	166,220	1,315,632
ACCEL CONSTRUCTION SERVICES GROUP LLC	HISPANIC AMERICAN	862,331	171,394	1,033,725
CSI 3000 INC	HISPANIC AMERICAN	392,798	365,944	758,741
OLD VETERAN CONSTRUCTION INC	HISPANIC AMERICAN	165,266	202,803	368,069
VARGAS GROUP INC	HISPANIC AMERICAN	44,622	249,322	293,944
BRANDENBURGER PLUMBING INC	HISPANIC AMERICAN	126,108	151,976	278,084
AMERICAN SURVEYING AND ENGINEERING PC	HISPANIC AMERICAN	140,410	34,284	174,694
MIDWAY CONTRACTING GROUP LLC	HISPANIC AMERICAN	109,128	41,054	150,181
GLOBAL WATER TECHNOLOGY INC	HISPANIC AMERICAN	95,375	51,092	146,467
ESCARPITA CONSTRUCTION COMPANY INC	HISPANIC AMERICAN	118,938	7,616	126,554
MARKET CONTRACTING SERVICE INC	HISPANIC AMERICAN	54,496	69,352	123,848
MEP INFRASTRUCTURE SOLUTIONS INCORPORATED	HISPANIC AMERICAN	40,108	83,256	123,364
DEKAYO CORPORATION DBA ORTIZ CONTRACTING GROUP	HISPANIC AMERICAN		112,862	112,862
BAUTISTA ELECTRIC ENTERPRISES INC	HISPANIC AMERICAN	73,593	29,501	103,094
TERRA DEMOLITION	HISPANIC AMERICAN	53,250	48,792	102,042
SANCHEZ PAVING COMPANY INC	HISPANIC AMERICAN		95,255	95,255
M W POWELL COMPANY	HISPANIC AMERICAN	94,160		94,160
SPEEDY GONZALEZ LANDSCAPING INC	HISPANIC AMERICAN	93,038		93,038
DURANGO PAINTING	HISPANIC AMERICAN	32,654	55,965	88,619
DUMEX CONSTRUCTION COMPANY	HISPANIC AMERICAN	28,112	48,510	76,622
BIENALI PROMOTIONS LLC	HISPANIC AMERICAN	63,013	11,163	74,175
KES PROTECHS COMPANY	HISPANIC AMERICAN	35,937	27,185	63,122
CRAFT MECHANICAL LLC	HISPANIC AMERICAN	60,818		60,818
MIDWEST MOVING AND STORAGE INC	HISPANIC AMERICAN	52,296		52,296
NEW ERA PAINTING INC	HISPANIC AMERICAN	45,747	6,083	51,830
BAUER LATOZA STUDIO LIMITED	HISPANIC AMERICAN	33,377	15,546	48,923
GSG CONSULTANTS INC	HISPANIC AMERICAN		38,322	38,322
DRIVE CONSTRUCTION INC	HISPANIC AMERICAN	26,183	11,701	37,884
SANCHEZ AND DANIELS AND HOFFMAN LLP	HISPANIC AMERICAN	19,957	14,081	34,038
GONZALEZ IRON WORKS LLC	HISPANIC AMERICAN	20,165	12,944	33,109
NES INC	HISPANIC AMERICAN	22,196	9,000	31,196
WOLF ELECTRICAL SUPPLY COMPANY	HISPANIC AMERICAN	25,004	4,428	29,432
MONTENEGRO PAPER LTD/MONTENEGRO INC	HISPANIC AMERICAN	10,640	13,760	24,400
MILHOUSE CONSTRUCTION INC	HISPANIC AMERICAN	8,280	13,254	21,534
PINTO CONSTRUCTION GROUP INC	HISPANIC AMERICAN	15,082	6,366	21,448
INFINITY TRANSPORTATION MANAGEMENT LLC	HISPANIC AMERICAN		16,723	16,723
DYNAMIC HEATING AND PIPING COMPANY	HISPANIC AMERICAN	3,420	13,282	16,702
VIRTUAL ENERGY SOLUTIONS INC	HISPANIC AMERICAN		14,825	14,825
SANCHEZ ASSOCIATES PC	HISPANIC AMERICAN		14,271	14,271
TORO CONSTRUCTION CORP	HISPANIC AMERICAN		13,509	13,509
UPTOWN DECORATING CORP	HISPANIC AMERICAN	13,050		13,050
PANIAGUA GROUP INC	HISPANIC AMERICAN	7,528	4,220	11,748
PMJ ENTERPRISES INC	HISPANIC AMERICAN	10,676		10,676
CPMH CONSTRUCTION INC	HISPANIC AMERICAN	9,512		9,512
ARCHITRAVE LTD	HISPANIC AMERICAN	9,498		9,498
IBUILDERS CORP	HISPANIC AMERICAN	7,380	1,710	9,090
MIRACLE BUSINESS SOLUTIONS LLC	HISPANIC AMERICAN	8,665		8,665
NESTBUILDERS INC DBA DBHMS	HISPANIC AMERICAN	6,675	1,988	8,663
RL CANNING INCORPORATED	HISPANIC AMERICAN		8,662	8,662
MORENO ARCHITECTS LTD/JGMA	HISPANIC AMERICAN		8,500	8,500
SANTOS MCLEESE LLC	HISPANIC AMERICAN		7,000	7,000
METAPHRASIS LANGUAGE AND CULTURAL SOLUTIONS LLC	HISPANIC AMERICAN	3,046	3,906	6,952
MS SEBASTIAN PAINTING INCS	HISPANIC AMERICAN	6,325		6,325
MILLENNIA PROFESSIONAL SERVICE OF ILLINOIS	HISPANIC AMERICAN		5,349	5,349
GARCIA AND SONS CONSTRUCTION CO	HISPANIC AMERICAN	4,500		4,500
GALAXY ENVIRONMENTAL INC	HISPANIC AMERICAN		4,037	4,037
US MESSENGER AND LOGISTICS INC/USM LOGISTICS US MESSENGER	HISPANIC AMERICAN	562	424	986
A MAESTRANZI SONS KNIFE SERVICES LLC	HISPANIC AMERICAN	30	60	90
MIDWEST ROI INCORPORATED	HISPANIC AMERICAN		47	47
TOTAL		4,793,900	3,291,619	8,085,519

FY21 Q2 DIVERSITY SPEND BY VENDOR
July 1, 2020 through December 31, 2020

VENDOR NAME	Minority-Category	FY21 Q1 (Through 9/30/2020)	FY21 Q2 (Through 12/31/2020)	FY21 Q2 (Through 12/31/2020)
PIER GROUP LLC	WOMAN-OWNED	1,120,818	555,192	1,676,010
MARSHA L NORRIS DBA MLN ENTERPRISE	WOMAN-OWNED	1,103,207	382,940	1,486,147
GLESCO ELECTRIC INCORPORATED	WOMAN-OWNED	967,911	492,127	1,460,038
COMMERCIAL FLOOR COVERING INC/TSI COMMERCIAL FLOOR COVERING	WOMAN-OWNED	776,851	521,389	1,298,239
FICEK ELECTRIC COMMUNICATION SYSTEMS INC	WOMAN-OWNED	655,950	580,419	1,236,370
VON ALST OPERATING LLC	WOMAN-OWNED	253,990	598,210	852,199
AUTUMN CONSTRUCTION SERVICES INC	WOMAN-OWNED	548,772	138,844	687,616
KRUT'S ELECTRIC INCORPORATED	WOMAN-OWNED	225,145	436,042	661,187
ON THE JOB CONSULTING INC/PIXO	WOMAN-OWNED	296,523	344,573	641,096
PRECISION BUILDERS ASSOCIATES INC	WOMAN-OWNED	521,326	110,888	632,214
CAD CONSTRUCTION INC	WOMAN-OWNED	488,354	100,915	589,269
AIR DESIGN SYSTEMS INC	WOMAN-OWNED	206,058	334,070	540,128
OLYMPIC CONSTRUCTION COMPANY LLC	WOMAN-OWNED	194,868	320,764	515,632
TITAN INDUSTRIES INC	WOMAN-OWNED	351,209	86,227	437,436
CAPITOL CONSTRUCTION GROUP LLC/EGIZII ELECTRIC	WOMAN-OWNED	45,880	364,317	410,197
RESOURCE ONE OF ILLINOIS LLC	WOMAN-OWNED	132,820	265,641	398,461
BAILEY EDWARD DESIGN INC	WOMAN-OWNED	249,654	120,979	370,633
ILLINI SUPPLY	WOMAN-OWNED	340,648	23,207	363,855
PHOENIX BUSINESS SOLUTIONS LLC	WOMAN-OWNED	199,204	103,939	303,144
CT MECHANICAL	WOMAN-OWNED	255,676	7,595	263,270
G COOPER OIL COMPANY INC	WOMAN-OWNED	157,420	99,301	256,722
DUNKER ELECTRIC SUPPLY INC	WOMAN-OWNED	67,511	173,884	241,395
BIG PICTURE MARKETING INCORPORATED	WOMAN-OWNED	6,186	231,662	237,848
TILTON KELLY AND BELL LLC	WOMAN-OWNED	97,163	123,294	220,457
GREEN CREW INC	WOMAN-OWNED	125,365	87,182	212,547
SOUTHLAND CUSTOM DECORATING INC	WOMAN-OWNED	149,985	60,840	210,825
FRANKLYNN INC/CHEMICAL MAINTENANCE INC CMI	WOMAN-OWNED	164,025	35,229	199,254
KAVE INC	WOMAN-OWNED	116,697	78,291	194,988
CMMS EXCELERATION INCORPORATED	WOMAN-OWNED	112,314	81,166	193,480
AZ LANDSCAPE CONTRACTORS	WOMAN-OWNED	24,151	146,614	170,765
ANDERSON LOCK COMPANY LTD	WOMAN-OWNED	99,037	61,161	160,198
REAL DESIGNS INC	WOMAN-OWNED		156,004	156,004
CR SCHMIDT INC	WOMAN-OWNED	12,733	131,576	144,310
JRH ENTERPRISES INC	WOMAN-OWNED	119,699	21,497	141,196
PRAIRIE RESTORATIONS INCORPORATED	WOMAN-OWNED	13,903	119,534	133,438
DILLON REPORTING SERVICE	WOMAN-OWNED	43,573	82,605	126,178
DASHCOINC	WOMAN-OWNED	63,557	46,029	109,586
PHD SERVICES LLC	WOMAN-OWNED	65,004	43,383	108,386
PEDIATRIC INTERACTIONS INCORPORATED	WOMAN-OWNED	49,029	59,098	108,128
OTTSIE LLC	WOMAN-OWNED	69,367	31,309	100,675
WOLF ELECTRIC INCORPORATED	WOMAN-OWNED	62,129	36,733	98,862
JOHNSON LASKY KINDELIN ARCHITECTS INC	WOMAN-OWNED	33,570	62,753	96,323
GORDON ELECTRIC SUPPLY	WOMAN-OWNED	39,989	55,018	95,007
J-MAC ASSOCIATES LIMITED	WOMAN-OWNED	50,955	32,300	83,255
OCCUPATIONAL TRAINING AND SUPPLY INC	WOMAN-OWNED	57,046	24,833	81,880
JAMESON SHEET METAL INC	WOMAN-OWNED		79,867	79,867
CRYOGENIC US LLC	WOMAN-OWNED	72,552		72,552
DCC MARKETING LLC	WOMAN-OWNED		71,628	71,628
POOL ADMINISTRATORS INCORPORATED	WOMAN-OWNED	23,153	45,564	68,717
NICKA AND ASSOCIATES INC	WOMAN-OWNED	42,573	24,079	66,652
PRIMERA ENGINEERS LTD	WOMAN-OWNED	24,020	41,648	65,668
WEB PRODUCTION FABRICATING INC	WOMAN-OWNED		62,338	62,338
CHICAGO COMMUNICATIONS LLC	WOMAN-OWNED	15,284	45,239	60,523
FH CANN AND ASSOCIATES INC	WOMAN-OWNED		60,313	60,313
FUHRMANN ENGINEERING INCORPORATED	WOMAN-OWNED	8,236	51,940	60,176
COOK FASSER ASSOCIATES INCORPORATED	WOMAN-OWNED	33,378	25,834	59,212
WATTS COPY SYSTEMS INC	WOMAN-OWNED	33,228	24,216	57,445
RADA ARCHITECTS LTD	WOMAN-OWNED	25,010	27,961	52,970
BELLA BAGNO INC	WOMAN-OWNED	12,205	39,697	51,902
COLMAN BROHAN AND DAVIS INC/CBD MARKETING	WOMAN-OWNED	37,515	13,947	51,462
CARNOW CONIBEAR ASSOC LTD	WOMAN-OWNED	9,737	39,536	49,272
ADCO ADVERTISING AGENCY INC	WOMAN-OWNED	20,000	28,532	48,532
SELECT CONTRACTING LLC	WOMAN-OWNED	44,600		44,600
A LUCAS SONS STEEL	WOMAN-OWNED	43,975		43,975
EVERGREEN SUPPLY	WOMAN-OWNED	30,650	9,570	40,220
KELLEY ORNAMENTAL IRON	WOMAN-OWNED		38,079	38,079
AMERICAN PRECISION SUPPLY INC	WOMAN-OWNED	25,965	10,885	36,850
R D MCMILLEN ENTERPRIS	WOMAN-OWNED	17,564	19,187	36,751
CARMINATI CONSULTING INC	WOMAN-OWNED		35,350	35,350
ALL TECH ENERGY INC	WOMAN-OWNED	14,362	18,816	33,178
CUSHING AND COMPANY	WOMAN-OWNED	23,250	9,506	32,756
SUPERIOR FLOOR COVERING INC	WOMAN-OWNED	24,558	6,538	31,096
RELIABLE ENVIRONMENTAL SOLUTIONS INCORPORATED	WOMAN-OWNED	19,857	6,380	26,237
KATCO DEVELOPMENT INC	WOMAN-OWNED	24,330		24,330
CAREIT HEALTH LLC/NOWPOW	WOMAN-OWNED	17,733	6,533	24,266
MEMBER MECHANICAL	WOMAN-OWNED		22,950	22,950
M AND G GRAPHICS INC	WOMAN-OWNED	8,220	13,405	21,625

FY21 Q2 DIVERSITY SPEND BY VENDOR
July 1, 2020 through December 31, 2020

M HARRIS AND CO	WOMAN-OWNED	10,000	10,000	20,000
HJKESSLER ASSOCIATES INC	WOMAN-OWNED		19,998	19,998
CENTRAL STATES MEDIA	WOMAN-OWNED	16,700	3,000	19,700
MEDICAL EXPRESS AMBULANCE SERVICE INCORPORATED	WOMAN-OWNED		18,966	18,966
EVERY BLOOMIN INDUSTRIAL SUPPLYINC	WOMAN-OWNED	7,560	10,755	18,315
AMS ELITE SOLUTIONS INC	WOMAN-OWNED	1,905	15,205	17,110
ELIZABETH A BLANKENSHIP DBA BPI TESTING LLC	WOMAN-OWNED	8,162	8,763	16,925
HAGERMAN AND COMPANY INC	WOMAN-OWNED	13,735	2,565	16,300
SEHERIHDE LLC	WOMAN-OWNED	5,208	10,642	15,850
TAYLOR STUDIOS INC	WOMAN-OWNED		15,251	15,251
DRAPERIES AND INTERIORS BY DESIGN INCORPORATED	WOMAN-OWNED	10,590	4,211	14,801
MIDCO ELECTRIC SUPPLY INC	WOMAN-OWNED	4,212	10,530	14,742
JEET INCORPORATED	WOMAN-OWNED	13,110	1,125	14,235
KAIZEN HEALTH	WOMAN-OWNED	1,792	12,306	14,097
METHODS AND MATERIALS INC	WOMAN-OWNED		13,328	13,328
BIOFOAM INC	WOMAN-OWNED		12,374	12,374
STOCKS BUSINESS FURNITURE INC/STOCKS OFFICE FURNITURE	WOMAN-OWNED	10,547	1,785	12,332
TRANSFORMATIONS BY WIELAND INC	WOMAN-OWNED	11,739		11,739
PRAIRIE ENGINEERS PC	WOMAN-OWNED		11,500	11,500
HYGIENEERING INC	WOMAN-OWNED	11,302		11,302
ACTIVE ELECTRICAL SUPPLY CO INC	WOMAN-OWNED		11,195	11,195
SIEBERT CONSTRUCTION MILLWORK INC	WOMAN-OWNED	11,189		11,189
YOUR PARTNER PROMOTIONS INC	WOMAN-OWNED	5,637	4,757	10,394
PROGRESSIVE INDUSTRIES INC	WOMAN-OWNED	8,033	1,625	9,658
ANZY SUPPLY INC	WOMAN-OWNED		9,611	9,611
JADE CARPENTRY CONTRACTORS INC	WOMAN-OWNED	9,455		9,455
UPLAND DESIGN LTD	WOMAN-OWNED	9,117		9,117
UNDERLAND ARCHITECTURAL SYSTEMS INC	WOMAN-OWNED	8,798		8,798
WORLD OF PROMOTIONS	WOMAN-OWNED	8,288		8,288
FITZGERALD ARCHITECTURE PLANNING DESIGN	WOMAN-OWNED	5,130	3,000	8,130
CONTINENTAL TRANSPORTATION SOLUTIONS INC	WOMAN-OWNED	4,790	2,887	7,677
KSID INTERIORS INC	WOMAN-OWNED	5,292	1,966	7,258
ANNE KUSTNER LIGHTING DESIGN LTD	WOMAN-OWNED		6,762	6,762
CHRISTNER ARCHITECTS	WOMAN-OWNED	6,706		6,706
MASSIE MASSIE ASSOCIATES INC	WOMAN-OWNED	1,740	4,860	6,600
ALTUSWORKS INCORPORATED	WOMAN-OWNED	5,968		5,968
S2O CONSULTANTS INC	WOMAN-OWNED	5,440	510	5,950
NANCY VERBOUT DBA THREAD LETTERS	WOMAN-OWNED	4,456	1,284	5,740
HILLCO DISTRIBUTING	WOMAN-OWNED		5,377	5,377
TAC CONSTRUCTION COMPANY	WOMAN-OWNED		5,299	5,299
XO VEST INCORPORATED	WOMAN-OWNED	5,112		5,112
LANDSCAPE SOLUTIONS LLC	WOMAN-OWNED	2,490	2,490	4,980
CIVIL DESIGN INC	WOMAN-OWNED	4,810		4,810
ACCURATE BIOMETRICS INCORPORATED	WOMAN-OWNED		4,778	4,778
ILLINI FIRE EQUIPMENT CO INC	WOMAN-OWNED	3,832	726	4,558
CHRISTY WEBBER AND CO/CHRISTY WEBBER LANDSCAPES	WOMAN-OWNED	2,731	1,746	4,477
MULTILINGUAL CONNECTIONS LLC	WOMAN-OWNED	199	4,150	4,348
NATIONAL PAINTING INC	WOMAN-OWNED	3,895		3,895
COTTER CONSULTING INC	WOMAN-OWNED	3,826		3,826
CICERO MANUFACTURING AND SUPPLY COMPANY INCORPORATED	WOMAN-OWNED	1,381	2,338	3,719
MARUCCO STODDARD FERENBACH AND WALSH INC/MSF AND W CONSULT	WOMAN-OWNED	2,723	878	3,600
TERRA ENGINEERING LTD	WOMAN-OWNED		3,527	3,527
MAINTENANCE SUPPLY CORPORATION	WOMAN-OWNED		3,000	3,000
WRF ENGINEERS LLC	WOMAN-OWNED	2,024	405	2,429
EVERLIGHTS INCORPORATED	WOMAN-OWNED	2,394		2,394
JACOBSRYAN ASSOCIATES	WOMAN-OWNED	866	1,495	2,360
STILES OFFICE SOLUTIONS INC	WOMAN-OWNED	1,026	1,332	2,358
SOUTHWEST SPRING INC	WOMAN-OWNED		1,914	1,914
CALUMET DECORATING SERVICE INC	WOMAN-OWNED		1,900	1,900
EXPRESS BUSINESS PRODUCTS LLC	WOMAN-OWNED	1,175	585	1,760
SJB PROMOTIONS INCORPORATED	WOMAN-OWNED	661	1,041	1,702
DLS INVESTMENTS INCORPORATED/DECATUR BOLT COMPANY	WOMAN-OWNED	927	651	1,578
KA REBAR	WOMAN-OWNED	1,234		1,234
ACTION BAG COMPANY	WOMAN-OWNED	472	761	1,233
BMK DESIGN LLC	WOMAN-OWNED		1,125	1,125
MJB DECORATINGINC	WOMAN-OWNED	1,000		1,000
AN EXECUTIVE DECISION	WOMAN-OWNED	815		815
ELECTRICAL CONTRACTORS INC	WOMAN-OWNED	801		801
HEALTH EDUCATION RESEARCH ASSOCIATES INC	WOMAN-OWNED	800		800
ADVIS INC	WOMAN-OWNED		775	775
PROTOTYPE PRINTING INCORPORATED	WOMAN-OWNED	415		415
DCT INDUSTRIAL SUPPLY	WOMAN-OWNED		392	392
RUNCO OFFICE SUPPLY	WOMAN-OWNED	243	131	374
YAGLA ENGINEERING SERVICES INC	WOMAN-OWNED		332	332
AUDREY J WEINSTEIN DBA A WEINSTEIN AND ASSOCIATES	WOMAN-OWNED		203	203
JOHNSON MECHANICAL SERVICE INC	WOMAN-OWNED	103		103
PR ETC INC/CHARTWELL AGENCY	WOMAN-OWNED		59	59
TETRA MEDICAL SUPPLY CORP	WOMAN-OWNED	33		33
TOTAL		11,659,818	9,127,278	20,787,096

FY21 Q2 DIVERSITY SPEND BY VENDOR
 July 1, 2020 through December 31, 2020

VENDOR NAME	Minority- Category	FY21 Q1 (Through 9/30/2020)	FY21 Q2 (Through 12/31/2020)	FY21 Q2 (Through 12/31/2020)
EAGLE-NICHOLS INC	NATIVE AMERICAN	199,540	159,499	359,038
TOTAL		199,540	159,499	359,038

FY21 Q2 DIVERSITY SPEND BY VENDOR
July 1, 2020 through December 31, 2020

VENDOR NAME	Minority-Category	FY21 Q1 (Through 9/30/2020)	FY21 Q2 (Through 12/31/2020)	FY21 Q2 (Through 12/31/2020)
CHICAGO LIGHTHOUSE FOR PEOPLE WHO ARE BLIND AND VISUALLY I	DISABLED/SHELTERED/REHABILITATION	1,373,079	2,392,535	3,765,614
LCM ARCHITECTS LLC	DISABLED/SHELTERED/REHABILITATION	122,643	82,455	205,098
BRIDGEWAY INCORPORATED	DISABLED/SHELTERED/REHABILITATION	32,034	10,174	42,208
ADA S MCKINLEY COMMUNITY SERVICES INCORPORATED	DISABLED/SHELTERED/REHABILITATION	40,894		40,894
DEVELOPMENTAL SERVICES CENTER	DISABLED/SHELTERED/REHABILITATION	18,573	21,034	39,606
SEICO INC	DISABLED/SHELTERED/REHABILITATION	21,949	812	22,761
COMMUNITY SUPPORT SYSTEMS	DISABLED/SHELTERED/REHABILITATION	1,260	1,890	3,150
NEW STAR INC	DISABLED/SHELTERED/REHABILITATION		2,984	2,984
CROONERS	DISABLED/SHELTERED/REHABILITATION	318	2,169	2,487
SHELBY COUNTY COMMUNITY SERVICES INCORPORATED	DISABLED/SHELTERED/REHABILITATION		385	385
TOTAL		1,610,750	2,514,437	4,125,187

FY21 Q2 DIVERSITY SPEND BY VENDOR
 July 1, 2020 through December 31, 2020

VENDOR NAME	Minority-Category	FY21 Q1 (Through 9/30/2020)	FY21 Q2 (Through 12/31/2020)	FY21 Q2 (Through 12/31/2020)
AMERICAN FIRST CONTRACTING INC	SDVOSB		8,500	8,500
CHICAGO FIRE PROTECTION LLC	SDVOSB	19,785	19,785	39,569
ESKENAZI FARRELL ASSOCIATES LLC	VOSB	12,325	13,185	25,510
FELMLEY-DICKERSON COMPANY	VOSB	1,429,596	1,736,616	3,166,211
JUNEAU ASSOCIATES INC PC	VOSB	18,900	29,091	47,991
MODE ARCHITECTS PC	VOSB	15,810	28,052	43,862
NU VETERANS CONSTRUCTION SERVICES INC	SDVOSB		3,038	3,038
SUPPLIED INDUSTRIAL SOLUTIONS INC	VOSB	67,560	67,927	135,487
VIRTUAL ENERGY SOLUTIONS INC	SDVOSB		14,825	14,825
WOLF ELECTRICAL SUPPLY COMPANY	VOSB	25,004	29,432	54,436
TOTAL		1,588,980	1,950,449	3,530,929