

Reported to the Board of Trustees  
March 12, 2015

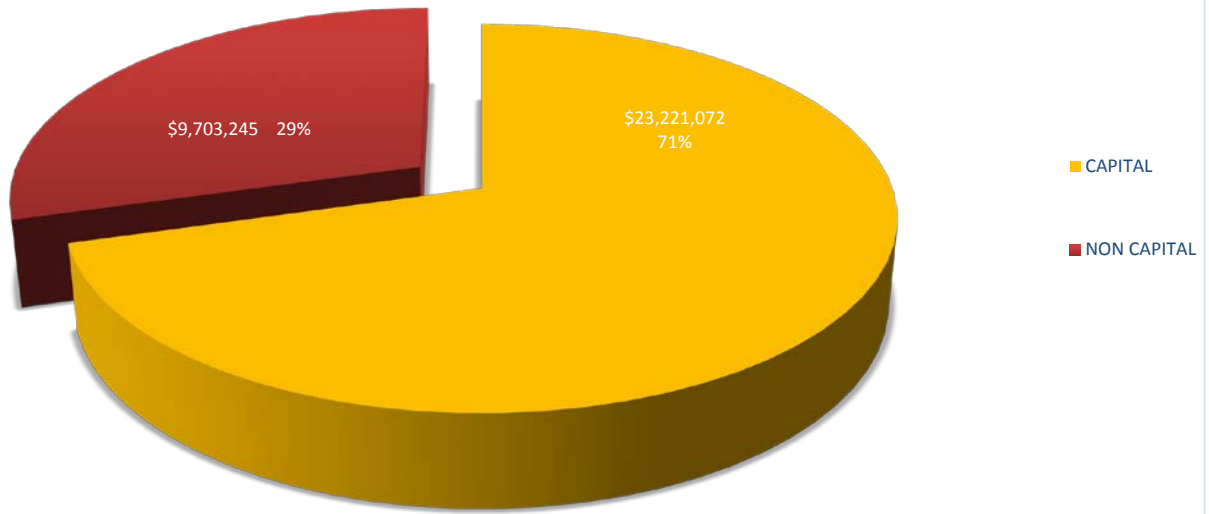
Board Meeting  
March 12, 2015

**MAFBE Report to the Board of Trustees**

**University of Illinois**

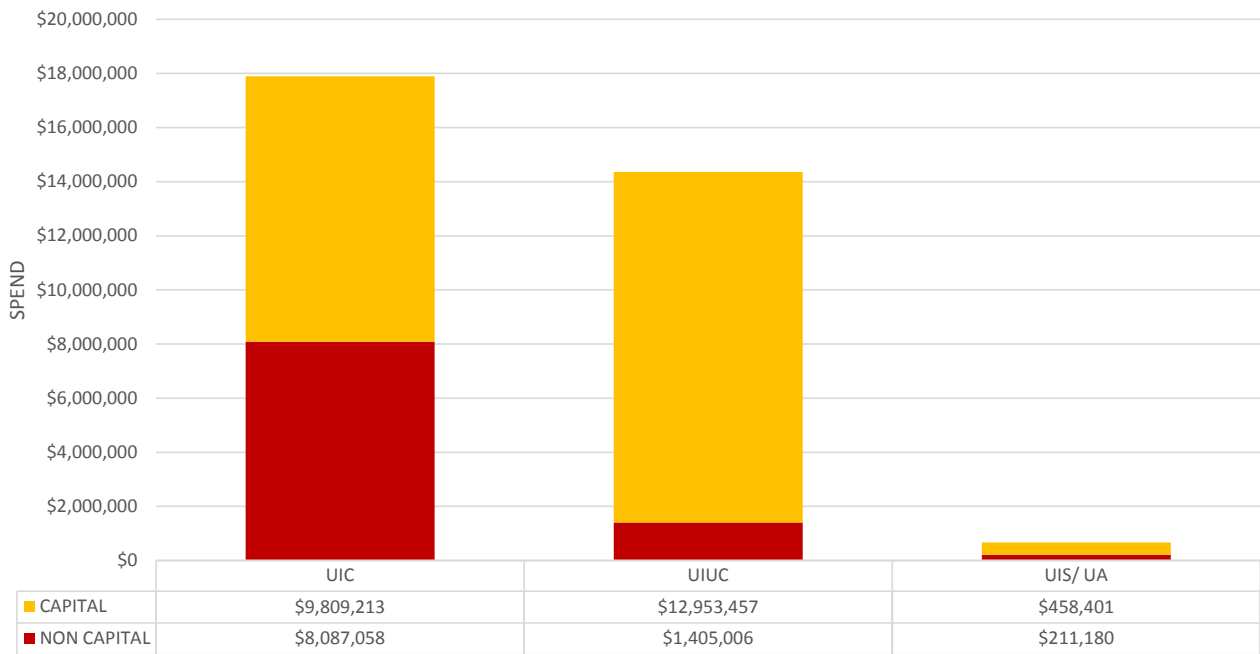
Attached is a report that responds to the Board of Trustees' request for periodic information on MAFBE expenditures. The report lists expenditures by MAFBE vendor for the period of July 1, 2014 through December 31, 2014. The data are summarized in the first chart for capital and non-capital MAFBE expenditures in total, by campus and by category. The second chart lists total expenditures for the reporting period by MAFBE vendor.

### FY15 Capital & Non-Capital MAFBE Expenditures (Through 12/31/2014)



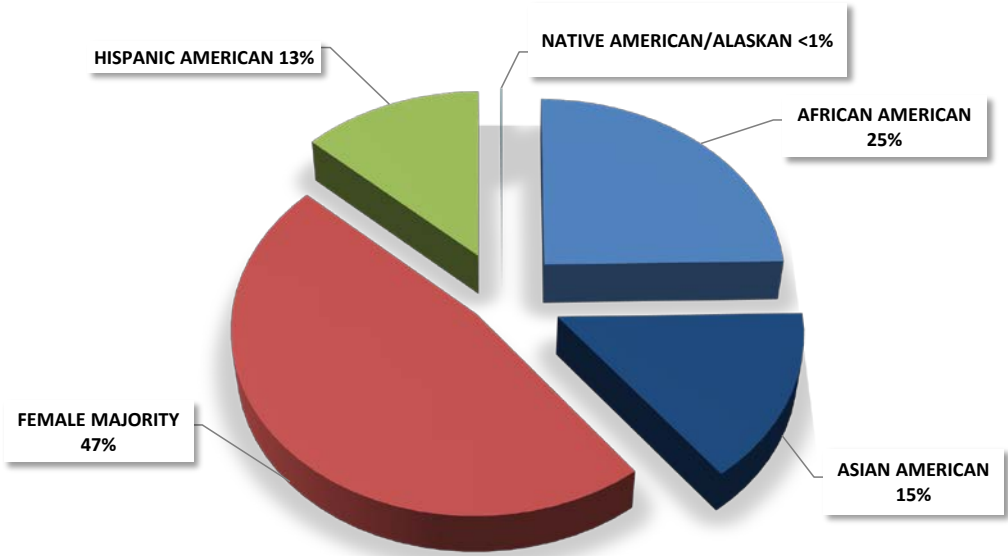
Grand Total = \$32,924,317

### FY15Q2 Capital & Non-Capital MAFBE Expenditures by Campus (Through 12/31/2014)



Sum of TOT\_AMT

### FY15YTD MAFBE Expenditures Category (Through 12/31/2014)



FY15 MAFBE SPEND BY VENDOR  
 July 1, 2014 through December 31, 2014

VENDOR NAME	Minority Category	FY15 Q1 (Through 9/30/2014)	FY15YTD (Through 12/31/2014)	FY15YTD (Through 12/31/2014)
ROBERT L. MILLER & ASSOCIATES INC.	AFRICAN-AMERICAN MALE	737,222	1,342,230	2,079,452
J-MAC ASSOCIATES LTD	FEMALE MAJORITY	1,643,619	385,673	2,029,292
APEX HEALTHCARE INC	ASIAN AMERICAN MALE	918,112	956,225	1,874,337
PRECISION BUILDERS & ASSOCIATES INC.	FEMALE MAJORITY	823,073	725,851	1,548,924
JP EXCAVATING AND TRUCKING	AFRICAN-AMERICAN FEMALE	655,792	650,985	1,306,777
GORDON ELECTRIC SUPPLY	FEMALE MAJORITY	145,690	955,910	1,101,600
VALOR TECHNOLOGIES. INCORPORATED	HISPANIC AMERICAN MALE		1,075,510	1,075,510
M.B.B. ENTERPRISES OF CHICAGO. INC.	FEMALE MAJORITY	557,552	444,826	1,002,378
LCM ARCHITECTS LLC	DISABLED/SHELTERED/REHABILITATION	536,072	339,023	875,095
FICEK ELECTRIC & COMMUNICATION SYSTEMS. INC	FEMALE MAJORITY	583,968	272,382	856,350
MATRIX INTEGRATION LLC	FEMALE MAJORITY	466,165	230,655	696,820
INTEGRATING GREEN TECHNOLOGIES. INC	AFRICAN-AMERICAN MALE		677,803	677,803
CENTRAL ILLINOIS HSS.INC.	FEMALE MAJORITY	296,355	349,775	646,130
MLN ENTERPRISE	FEMALE MAJORITY	581,084	62,157	643,241
MIDWAY CONTRACTING GROUP. LLC	HISPANIC AMERICAN MALE	556,097	69,579	625,676
MECCOR INDUSTRIES LTD	ASIAN AMERICAN MALE	189,678	374,145	563,823
SMART ELEVATORS CO	FEMALE MAJORITY	414,298	135,198	549,496
ON THE JOB CONSULTING INC	FEMALE MAJORITY	259,300	279,471	538,771
TRC WORLDWIDE ENGINEERING. INC.	ASIAN AMERICAN MALE	204,481	287,771	492,252
O C ENTERPRISES INC	FEMALE MAJORITY	346,282	101,099	447,381
ARDMORE ASSOCIATES. LLC	AFRICAN-AMERICAN FEMALE	217,907	191,952	409,859
PREMIER STAFFING SOURCE INC	AFRICAN-AMERICAN FEMALE	198,981	184,178	383,159
UJAMAA CONSTRUCTION INC	AFRICAN-AMERICAN MALE	63,171	299,446	362,617
SPEEDY GONZALEZ LANDSCAPING INC	HISPANIC AMERICAN MALE	90,340	271,530	361,870
JRH ENTERPRISES INC.	FEMALE MAJORITY	66,514	269,994	336,508
STUDIO V DESIGN	ASIAN AMERICAN FEMALE	179,340	132,850	312,190
B.E.T.O.N. CONSTRUCTION CO	FEMALE MAJORITY	147,600	159,750	307,350
THORNTON RAVE CONSTRUCTION. LLC	AFRICAN-AMERICAN MALE	275,372	31,500	306,872
F J ROBINSON'S CONTRACTING	AFRICAN-AMERICAN MALE	30,830	273,113	303,943
SHAWN BROWN ENTERPRISES. INC.	AFRICAN-AMERICAN MALE	279,334		279,334
THE CHICAGO LIGHTHOUSE	SHELTERED WORKSHOP CERTIFIED IN STATE USE PROGRAM		276,845	276,845
RAY O'HERRON COMPANY INC	FEMALE MAJORITY	139,627	132,385	272,012
COTTER CONSULTING. INC.	FEMALE MAJORITY	134,304	130,890	265,194
NATIONAL HVAC.DBA. NATIONAL INSULATION. INC.	AFRICAN-AMERICAN MALE	233,100	30,139	263,239
CCS INTERNATIONAL. INC.	ASIAN AMERICAN MALE	136,432	93,868	230,300
QUANTUM CROSSINGS. LLC	HISPANIC AMERICAN MALE	225,880		225,880
MONDO TERRAZZO. INC.	FEMALE MAJORITY		218,917	218,917
PRECISION FLOOR AND TILE. INC.	FEMALE MAJORITY	68,779	144,251	213,030
BAILEY EDWARD DESIGN INC	FEMALE MAJORITY	30,157	178,365	208,522
CT MECHANICAL. LLC	FEMALE MAJORITY		208,329	208,329
DEN CONSTRUCTION MANAGEMENT. LLC DBA DENCO	HISPANIC AMERICAN MALE	152,144	53,132	205,276
OLD VETERAN CONSTRUCTION INC	HISPANIC AMERICAN MALE	68,751	112,629	181,380
FIELDSTONE BUILDING SERVICES. INC.	ASIAN AMERICAN FEMALE	77,346	102,056	179,402
NESTBUILDERS INC. DBA: DBHMS	HISPANIC AMERICAN MALE	127,612	44,096	171,708
AMERICAN SURVEYING & ENGINEERI	HISPANIC AMERICAN MALE	171,636		171,636
W JAMES TAYLOR INC	FEMALE MAJORITY	170,392	1,195	171,587
ANDERSON & SHAH ROOFING INC	ASIAN AMERICAN MALE	5,971	157,750	163,721
MARKET CONTRACTING SERVICES INC	HISPANIC AMERICAN MALE	110,301	50,069	160,370
ANDERSON LOCK CO	FEMALE MAJORITY	71,497	72,719	144,216
J S R ENTERPRISES INC	AFRICAN-AMERICAN FEMALE	39,887	102,494	142,381
RTM DESIGN. INC	ASIAN AMERICAN MALE	66,646	73,630	140,276
REAL DESIGNS INC.	FEMALE MAJORITY	89,034	21,493	110,527
TEPPER ELECTRIC SUPPLY COMPANY	FEMALE MAJORITY	108,112		108,112
RADA ARCHITECTS LTD	FEMALE MAJORITY	63,081	43,967	107,048
POWER ONE SUPPLY. INC.	AFRICAN-AMERICAN MALE	101,399	4,668	106,067
SONOMA UNDERGROUND SERVICES INC	ASIAN AMERICAN MALE	103,760		103,760
PEDIATRIC INTERACTIONS INC	FEMALE MAJORITY		103,533	103,533
HUNTER DRYWALL AND TAPING. INC.	HISPANIC AMERICAN MALE	44,103	58,596	102,699
THE THRESHOLDS	SHELTERED WORKSHOP CERTIFIED IN STATE USE PROGRAM	39,258	61,162	100,420
ALTUSWORKS INC	FEMALE MAJORITY	68,781	30,959	99,740
NEW BEGINNINGS CONTRACTORS. INC.	AFRICAN-AMERICAN MALE	37,822	57,334	95,156
LESTER & ROSALIE ANIXTER CTR	SHELTERED WORKSHOP CERTIFIED IN STATE USE PROGRAM	52,884	41,016	93,900
VEYA INC.	AFRICAN-AMERICAN MALE	92,117		92,117
HYGIENEERING INC	FEMALE MAJORITY	87,285	3,149	90,434
LIMERED STUDIO	FEMALE MAJORITY	32,125	51,900	84,025
ELECTRICAL CONTRACTORS INC	FEMALE MAJORITY	17,474	64,258	81,732
MATRIX ENGINEERING CORPORATION	AFRICAN-AMERICAN MALE	44,925	35,078	80,003
DEVELOPMENTAL SERVICES CENTER	SHELTERED WORKSHOP CERTIFIED IN STATE USE PROGRAM	22,306	57,252	79,558
HOPGOOD PAINTING	AFRICAN-AMERICAN MALE	66,374	11,849	78,223
EKLA CORPORATION	ASIAN AMERICAN FEMALE	30,516	46,282	76,798
JOSAM ACQUISITIONS LLC	FEMALE MAJORITY	18,357	57,923	76,280
RUBINOS & MESIA ENGINEERS.INC	HISPANIC AMERICAN FEMALE	52,550	23,295	75,845
LIVEWIRE ELECTRICAL SYSTEMS IN	AFRICAN-AMERICAN MALE	34,953	40,685	75,638
ABITUA SEWER WATER & PLUMBING	HISPANIC AMERICAN MALE	37,799	36,942	74,741
ESCAPITA CONSTRUCTION COMPANY INC	HISPANIC AMERICAN MALE	71,881	1,335	73,216
PRIMERA ENGINEERS LTD	HISPANIC AMERICAN MALE	39,690	30,401	70,091
CJ DISTRIBUTION INC.	FEMALE MAJORITY	68,614	1,418	70,032
ELETE CONSTRUCTION AND ENVIRON	AFRICAN-AMERICAN MALE	22,432	46,666	69,098
RESOURCE ONE OF ILLINOIS.	FEMALE MAJORITY	11,619	56,518	68,137
DAVID MASON & ASSOCIATES OF ILLINOIS. LTD.	AFRICAN-AMERICAN MALE	30,083	37,613	67,696
PHOENIX BUSINESS SOLUTIONS LLC	FEMALE MAJORITY	61,591	4,806	66,397
BELLA BAGNO INC	FEMALE MAJORITY	40,299	25,689	65,988
MCDONOUGH-WHITFLOW. P.C.	FEMALE MAJORITY	41,380	23,917	65,297
CENTREX ELECTRICAL SUPPLY CORP.	AFRICAN-AMERICAN MALE	36,093	27,730	63,823
A-PRO EXECS. LLC	AFRICAN-AMERICAN FEMALE	26,132	37,358	63,490
MARTINEZ FROGS INC	HISPANIC AMERICAN MALE		62,507	62,507
BOYE JANITORIAL SVC INC	AFRICAN-AMERICAN MALE	36,398	24,265	60,663
AMAZING EDIBLES LTD	HISPANIC AMERICAN FEMALE	7,260	52,944	60,204

FY15 MAFBE SPEND BY VENDOR  
July 1, 2014 through December 31, 2014

VENDOR NAME	Minority Category	FY15 Q1 (Through 9/30/2014)	FY15YTD (Through 12/31/2014)	FY15YTD (Through 12/31/2014)
STR PARTNERS LLC	ASIAN AMERICAN MALE	58,858		58,858
PASCAL ELEVATOR CO.	ASIAN AMERICAN MALE	46,332	11,583	57,915
PROFESSIONAL ELEVATOR SERVICES. INC.	AFRICAN-AMERICAN MALE	24,077	33,117	57,194
MOOSE SPORTS SURFACES. LTD.	FEMALE MAJORITY	43,947	12,208	56,155
TAC CONSTRUCTION CO	FEMALE MAJORITY		53,450	53,450
M & G GRAPHICS INC	FEMALE MAJORITY		53,045	53,045
NOVAMED INC	ASIAN AMERICAN MALE	34,595	17,767	52,362
SHEN MILSOM & WILKE. LLC	ASIAN AMERICAN MALE	41,904	10,437	52,341
BRIDGEWAY INC	SHELTERED WORKSHOP CERTIFIED IN STATE USE PROGRAM	25,164	25,876	51,040
PROFESSIONAL DYNAMIC NETWORK I	AFRICAN-AMERICAN MALE	30,236	19,098	49,334
ENVIRONMENTAL SYSTEMS DESIGN. INC.	ASIAN AMERICAN MALE	23,490	23,490	46,980
GLOBAL WATER TECHNOLOGY INC	HISPANIC AMERICAN FEMALE	17,965	28,067	46,032
PRODUCTION DISTRIBUTION CO	AFRICAN-AMERICAN MALE	23,721	19,425	43,146
MOODY NOLAN LTD INC	AFRICAN-AMERICAN MALE	35,874	6,711	42,585
RAE PRODUCTS AND CHEMICALS	FEMALE MAJORITY		42,210	42,210
FACILITY & GROUNDS MAINTENANCE	AFRICAN-AMERICAN MALE	32,620	9,070	41,690
TAYLOR STUDIOS INC	FEMALE MAJORITY	20,800	20,800	41,600
DUMEX CONSTRUCTION CO.	HISPANIC AMERICAN MALE	22,850	18,560	41,410
EVERGREEN SUPPLY CO INC	NATIVE AMERICAN/ALASKAN FEMALE	40,859		40,859
PACE SYSTEMS INC	ASIAN AMERICAN MALE		38,391	38,391
THE BLACKSTONE GROUP INC	ASIAN AMERICAN MALE		36,200	36,200
DURANGO PAINTING INC	HISPANIC AMERICAN MALE	29,550	6,300	35,850
ENCORE UNLIMITED LLC	FEMALE MAJORITY	19,445	15,130	34,575
JSR ENTERPRISES INC	AFRICAN-AMERICAN FEMALE	34,333		34,333
KATCO DEVELOPMENT. INC.	FEMALE MAJORITY		34,271	34,271
RJS CONSTRUCTORS. INC.	FEMALE MAJORITY	28,627	5,168	33,795
PREMIER PLUMBING SUPPLY CO INC	HISPANIC AMERICAN MALE	33,594		33,594
TILTON.KELLY & BELL LLC	FEMALE MAJORITY	13,507	19,524	33,031
MILLENNIUM ENGINEERING & SALES. INC.	HISPANIC AMERICAN MALE	16,076	16,076	32,152
CHRISTY WEBBER AND COMPANY	FEMALE MAJORITY	5,933	24,849	30,782
GO PROMOTIONS INC	FEMALE MAJORITY	19,529	10,743	30,272
ENVIRONMENTAL DESIGN INTERNATIONAL INC.	AFRICAN-AMERICAN FEMALE	21,081	9,093	30,174
CHICAGO XTERIORS INC	HISPANIC AMERICAN FEMALE	28,432		28,432
TERRA DEMOLITION	HISPANIC AMERICAN MALE	21,257	6,874	28,131
D.A.S. CONSULTING SERVICES. LLC	ASIAN AMERICAN FEMALE	7,438	20,567	28,005
PRAIRIE RESTORATIONS. INC.	FEMALE MAJORITY	16,030	10,829	26,859
THE ALARIS GROUP	FEMALE MAJORITY	7,916	18,055	25,971
INTER-CITY SUPPLY CO INC	AFRICAN-AMERICAN FEMALE	12,711	11,411	24,122
PROGRESSIVE INDUSTRIES INC	FEMALE MAJORITY	7,866	15,864	23,730
AFFORDABLE COMFORT CONSTRUCTION	AFRICAN-AMERICAN MALE	23,680		23,680
STOCKS BUSINESS FURNITURE INC	FEMALE MAJORITY		23,551	23,551
JEM DEVELOPMENT INC	FEMALE MAJORITY	3,950	19,575	23,525
CYLA DESIGN ASSOCIATES. INC.	FEMALE MAJORITY	10,337	12,996	23,333
HARDIN GEOTECHNOLOGIES INC.	FEMALE MAJORITY		23,085	23,085
MEDINA LAWNCARE INC	HISPANIC AMERICAN MALE	22,970		22,970
RESTORATION SUPPLY INC.	HISPANIC AMERICAN MALE		22,720	22,720
QUERCUS CONSULTING INC.	FEMALE MAJORITY		22,432	22,432
RELIABLE ENVIRONMENTAL SOLUTIONS. INC.	FEMALE MAJORITY	2,992	17,871	20,863
UNIVERSAL INSULATION INC.	HISPANIC AMERICAN MALE	20,790		20,790
THE NURSE AGENCY	FEMALE MAJORITY		20,400	20,400
THINK & ASSOCIATES. INC	FEMALE MAJORITY		19,800	19,800
ENBEE PAINTING & DECORATING INC	FEMALE MAJORITY	9,680	9,627	19,307
BOILER INSPECTION SERVICES CO	ASIAN AMERICAN MALE	2,500	16,500	19,000
MORREALE PUBLIC AFFAIRS GROUP	FEMALE MAJORITY		18,977	18,977
CUSTOM UNDERGROUND INC	FEMALE MAJORITY	18,898		18,898
HI-TEK ENVIRONMENTAL INC	ASIAN AMERICAN MALE	319	18,533	18,852
OCCUPATIONAL TRAINING & SUPPLY	FEMALE MAJORITY	10,863	7,622	18,485
SENSORY TECHNOLOGIES. LLC	FEMALE MAJORITY	9,060	9,347	18,407
KATHLEEN O'DONNELL. PC	FEMALE MAJORITY		18,064	18,064
WEBB ENGINEERING SERVICES. INC.	AFRICAN-AMERICAN MALE	10,099	7,525	17,624
HYDE PARK ENVIRONMENTAL SERVICES	AFRICAN-AMERICAN MALE	1,724	15,343	17,067
TOLTECH PLUMBING CONTRACTORS. LLC	HISPANIC AMERICAN FEMALE		17,010	17,010
SUNRISE HITEK GROUP LLC	ASIAN AMERICAN MALE	7,290	9,712	17,002
BPI TESTING. LLC	FEMALE MAJORITY	1,867	13,900	15,767
MID-WEST MOVING & STORAGE INC	HISPANIC AMERICAN MALE	15,596		15,596
A C GENTROL INC	ASIAN AMERICAN MALE		15,548	15,548
E.E. BAILEY	AFRICAN-AMERICAN MALE	15,493		15,493
TERRA ENGINEERING LTD.	FEMALE MAJORITY	5,705	8,698	14,403
TRACIE FOLTZ	FEMALE MAJORITY	12,825	1,242	14,067
KBI CUSTOM CASE. INC.	FEMALE MAJORITY	13,888		13,888
NAYYAR & NAYYAR INTERNATIONAL. INC.	ASIAN AMERICAN MALE		13,730	13,730
HELM ELCTRICAL SERVICES. INC.	FEMALE MAJORITY	13,500		13,500
ALL TECH ENERGY. INC.	FEMALE MAJORITY	13,460		13,460
ECOLOGICAL SPECIALISTS INC	FEMALE MAJORITY	13,406		13,406
ADAMS PAINTING COMPANY	AFRICAN-AMERICAN MALE	3,551	9,587	13,138
CODE ENGINEERING SERVICES	AFRICAN-AMERICAN MALE	3,200	9,800	13,000
QUIMEX INC	HISPANIC AMERICAN MALE	3,467	9,383	12,850
GREENE AND LETTS	AFRICAN-AMERICAN MALE		12,313	12,313
WANG ENGINEERNG. INC	ASIAN AMERICAN MALE		12,283	12,283
GSG CONSULTANTS. INC.	HISPANIC AMERICAN MALE		12,084	12,084
CHICAGO COMMUNICATIONS LLC	FEMALE MAJORITY	3,668	8,170	11,838
C R SCHMIDT INC	FEMALE MAJORITY		11,271	11,271
MILLENNIA PROFESSIONAL SERVICES OF ILLINOIS. LTD.	ASIAN AMERICAN MALE	7,815	3,357	11,172
LIBERTY LITHOGRAPHERS	FEMALE MAJORITY		10,992	10,992
NORTHPOINTE RESOURCES INC	SHELTERED WORKSHOP CERTIFIED IN STATE USE PROGRAM	10,738		10,738
HJKESSLER ASSOCIATES. INC.	FEMALE MAJORITY	5,667	4,919	10,586
MEP INFRASTRUCTURE SOLUTIONS. INC	HISPANIC AMERICAN MALE		10,530	10,530
SALUS INC	HISPANIC AMERICAN MALE	9,500	590	10,090

FY15 MAFBE SPEND BY VENDOR  
July 1, 2014 through December 31, 2014

VENDOR NAME	Minority Category	FY15 Q1 (Through 9/30/2014)	FY15YTD (Through 12/31/2014)	FY15YTD (Through 12/31/2014)
SOURCE ONE OFFICE PRODUCTS INC	FEMALE MAJORITY	10,000		10,000
AUTUMN CONSTRUCTION SERVICES. INC.	FEMALE MAJORITY	9,944		9,944
SILK SCREEN EXPRESS INC	FEMALE MAJORITY	4,946	4,316	9,262
PCS POWER & COMMUNICATIONS SOLUTIONS. INC	HISPANIC AMERICAN MALE	9,108		9,108
ILLINI SUPPLY INC	FEMALE MAJORITY	8,879	136	9,015
MASSIE MASSIE & ASSOCIATES. INC.	FEMALE MAJORITY	2,626	6,310	8,936
CARNOW. CONIBEAR & ASSOC.. LTD.	FEMALE MAJORITY	4,660	4,200	8,860
LEE-PERFECT TRANSCRIPTION CORP	FEMALE MAJORITY	4,263	4,499	8,762
SUPERIOR FLOOR COVERING INC	FEMALE MAJORITY	4,070	4,660	8,730
W R GENERAL CONTRACTORS INC	AFRICAN-AMERICAN MALE	8,050	650	8,700
PUGH. JONES & JOHNSON. P.C.	AFRICAN-AMERICAN MALE	7,436	1,118	8,554
CREA CONSTRUCTION INC	AFRICAN-AMERICAN FEMALE		8,548	8,548
EXPRESS ELECTRIC SUPPLY	AFRICAN-AMERICAN MALE	5,646	2,596	8,242
MURER CONSULTANTS. INC	FEMALE MAJORITY		8,197	8,197
BAUER LATOZA STUDIO	HISPANIC AMERICAN MALE	6,892	823	7,715
UNDERLAND ARCHITECTURAL SYSTEMS INC	FEMALE MAJORITY		7,650	7,650
WEINSTEIN AUDREY	FEMALE MAJORITY	1,769	5,783	7,552
ACACIA FINANCIAL GROUP INC	FEMALE MAJORITY		7,500	7,500
RICHARDS GRAPHIC COMMUNICATION	FEMALE MAJORITY	4,182	3,191	7,373
DTI OF ILLINOIS. INC.	HISPANIC AMERICAN MALE	7,296		7,296
FORD HOTEL SUPPLY CO	FEMALE MAJORITY	770	6,375	7,145
WE'RE CLEANING INC	AFRICAN-AMERICAN FEMALE	1,200	5,824	7,024
BCE. INC.	ASIAN AMERICAN MALE	6,525		6,525
NAK-MAN CORPORATION	ASIAN AMERICAN MALE		6,439	6,439
THE ARCHITECTS ENTERPRISE LTD	AFRICAN-AMERICAN MALE	5,857		5,857
ACTIVE ELECTRICAL SUPPLY CO	FEMALE MAJORITY	1,942	3,588	5,530
MJB DECORATING INC	FEMALE MAJORITY	5,146		5,146
PHD SERVICES. LLC	FEMALE MAJORITY	3,050	1,880	4,930
NEHER ELECTRIC SUPPLY	FEMALE MAJORITY		4,736	4,736
HANSON INFORMATION SYSTEMS	FEMALE MAJORITY	339	4,225	4,564
KOWALENKO CONSULTING GROUP INC	FEMALE MAJORITY	4,500		4,500
MIND YOUR MANNERS	AFRICAN-AMERICAN FEMALE		4,500	4,500
CALUMET DECORATING SERVICE INC	FEMALE MAJORITY		4,410	4,410
PERFORMANCE MECHANICAL CONTRAC	FEMALE MAJORITY		4,211	4,211
ROY KEITH ELECTRIC COMPANY	FEMALE MAJORITY	4,173		4,173
HUGH LIGHTING DESIGN. LLC	ASIAN AMERICAN MALE	1,320	2,735	4,055
CAROL NAUGHTON & ASSOCIATES	FEMALE MAJORITY	3,490	362	3,852
HEALTH. EDUCATION + RESEARCH ASSOCIATES. INC.	FEMALE MAJORITY	3,754		3,754
ACCURATE BIOMETRICS INC	FEMALE MAJORITY	1,080	2,265	3,345
PROBE CONSULTING SERVICES INC.	ASIAN AMERICAN MALE	1,225	2,058	3,283
PAGODA ELECTRIC INC	AFRICAN-AMERICAN MALE		3,067	3,067
DIRECTIONS TRAINING CENTER	ASIAN AMERICAN FEMALE	2,875		2,875
RACE & ASSOCIATES LTD	FEMALE MAJORITY	2,750		2,750
DATA MEDIA PRODUCTS INC	FEMALE MAJORITY	1,595	1,128	2,723
BJB ENTERPRISES	AFRICAN-AMERICAN MALE	2,520		2,520
STEARN-JOGLEKAR. LTD.	ASIAN AMERICAN MALE		2,500	2,500
TERRY GUEN DESIGN ASSOCIATES. INC.	ASIAN AMERICAN MALE		2,424	2,424
EVERLIGHTS INC	FEMALE MAJORITY	2,326		2,326
MACON RESOURCES INC	SHELTERED WORKSHOP CERTIFIED IN STATE USE PROGRAM	2,300		2,300
LASER INNOVATIONS INC	DISABLED/SHELTERED/REHABILITATION	1,878	380	2,258
SOLIS CONSTRUCTION INC	HISPANIC AMERICAN MALE	1,331	805	2,136
ARIES CHARTER TRANSPORTATION I	HISPANIC AMERICAN MALE	1,023	1,028	2,051
PREMIER INSULATION LLC	FEMALE MAJORITY		1,980	1,980
VIXEN CONSTRUCTION INC	FEMALE MAJORITY	1,975		1,975
HIGH RISE SECURITY	HISPANIC AMERICAN MALE	1,800		1,800
MAESTROS VENTURES, LLC	HISPANIC AMERICAN MALE	1,800		1,800
R D MCMILLEN ENTERPRISES INC	DISABLED/SHELTERED/REHABILITATION	1,771		1,771
COOK FASSER ASSOC INC	FEMALE MAJORITY	419	1,252	1,671
SEICO INC	DISABLED/SHELTERED/REHABILITATION	1,630		1,630
RINGOLD FINANCIAL MANAGEMENT S	AFRICAN-AMERICAN FEMALE		1,500	1,500
LINCOLNLAND ARCHITECTURAL GRPH	FEMALE MAJORITY	1,416		1,416
M CANNON ROOFING CO	AFRICAN-AMERICAN MALE	1,356		1,356
TETRA MEDICAL SUPPLY CORP	FEMALE MAJORITY	385	941	1,326
SJB PROMOTIONS. INC.	FEMALE MAJORITY		1,325	1,325
STILES OFFICE SOLUTIONS INC	FEMALE MAJORITY		1,268	1,268
EQUIPMENT INTERNATIONAL LTD	FEMALE MAJORITY	248	969	1,217
BOZOIAN GROUP ARCHITECTS. LLC	FEMALE MAJORITY	1,197		1,197
THE OFFICE WORKS	FEMALE MAJORITY		1,098	1,098
BRIDGEFORTH WOLF & ASSOCIATES	AFRICAN-AMERICAN FEMALE	412	640	1,052
SOUTHWEST SPRING INC	FEMALE MAJORITY	641	182	823
LAND OF LINCOLN GOODWILL	SHELTERED WORKSHOP CERTIFIED IN STATE USE PROGRAM	370	446	816
DOCU-SHRED INC	FEMALE MAJORITY	350	450	800
II IN ONE CONTRACTORS. INC.	AFRICAN-AMERICAN MALE	792		792
CTG INC OF ILLINOIS	ASIAN AMERICAN MALE	494	259	753
PERFORMANCE PARTNERS INC	FEMALE MAJORITY	701	33	734
EVERY BLOOMIN INDUSTRIAL SUPPLY INC	FEMALE MAJORITY	650		650
BJS TRANSPORTATION INC	AFRICAN-AMERICAN FEMALE		600	600
POINTE INDUSTRIES LLC	FEMALE MAJORITY	390	165	555
MBB ENTERPRISES OF CHICAGO INC	FEMALE MAJORITY	500		500
BRAD'S TIRE INC	AFRICAN-AMERICAN MALE	114	327	441
YOUR PARTNER PROMOTIONS	FEMALE MAJORITY	281	126	407
SIMANTEL GROUP. LTD	FEMALE MAJORITY		406	406
LOGAN MASON REHABILITATION CTR	SHELTERED WORKSHOP CERTIFIED IN STATE USE PROGRAM	270	90	360
BLAZING ENTERPRISES INC	FEMALE MAJORITY		350	350
PRO-TYPE PRINTING. INC	FEMALE MAJORITY		350	350
SITE DESIGN GROUP. LTD.	ASIAN AMERICAN MALE	280		280
OLSON KRISTIN L	FEMALE MAJORITY	230		230
THE HOPE SCHOOL	SHELTERED WORKSHOP CERTIFIED IN STATE USE PROGRAM	200		200

FY15 MAFBE SPEND BY VENDOR  
July 1, 2014 through December 31, 2014

VENDOR NAME	Minority Category	FY15 Q1 (Through 9/30/2014)	FY15YTD (Through 12/31/2014)	FY15YTD (Through 12/31/2014)
ADNAMA INC	FEMALE MAJORITY		196	196
GLOBE MEDICAL SURGICAL SUPPLY	ASIAN AMERICAN MALE		166	166
EMS ENTERPRISES INC	SHELTERED WORKSHOP CERTIFIED IN STATE USE PROGRAM		89	89
BECK'S BOOK STORE INC	FEMALE MAJORITY		88	88
U.S. MESSENGER LOGISTICS	HISPANIC AMERICAN MALE		5	5
<b>TOTAL</b>		<b>16,571,701</b>	<b>16,352,616</b>	<b>32,924,317</b>