

Reported to the Board of Trustees
March 12, 2020

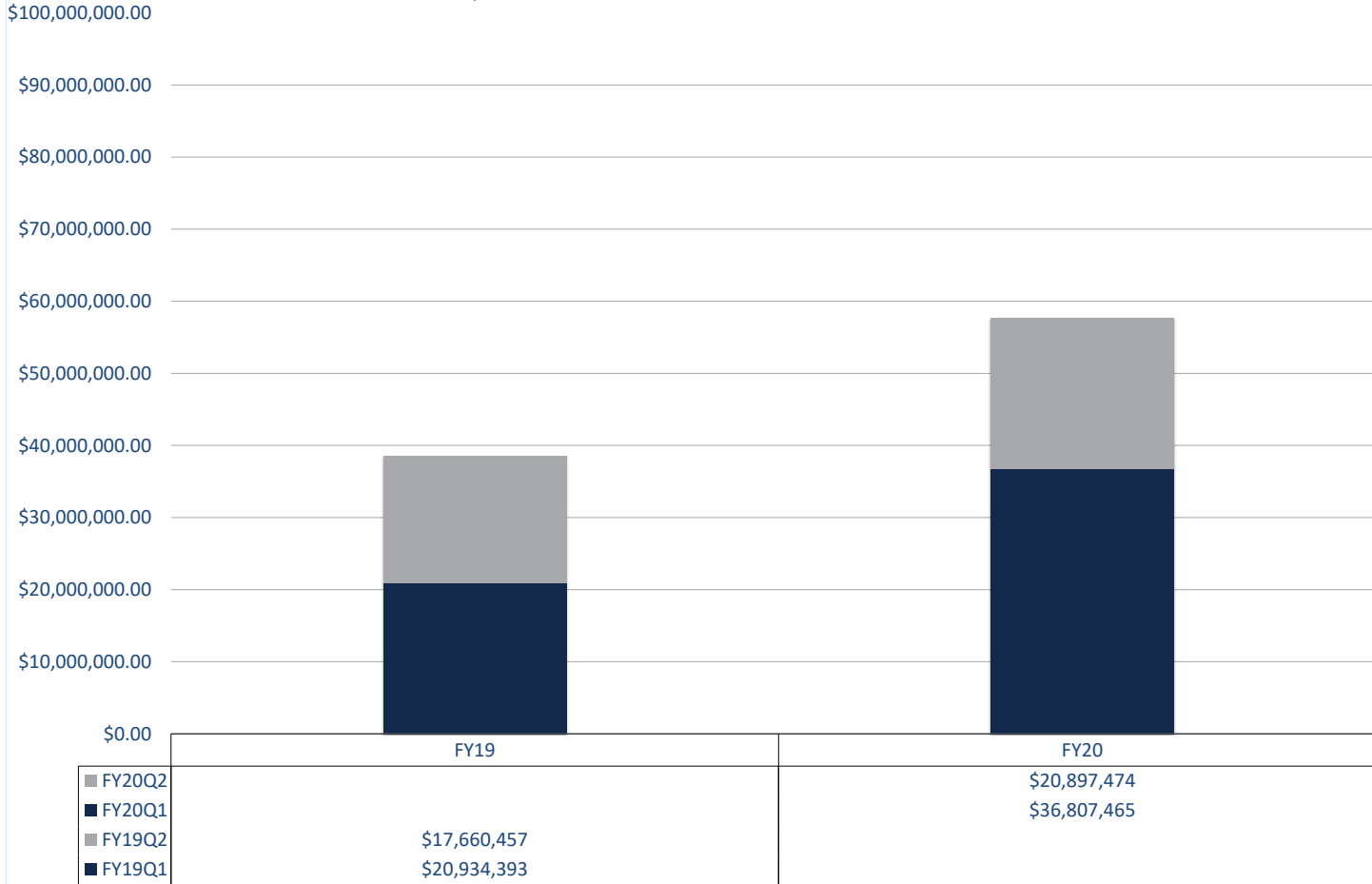
Board Meeting
March 12, 2020

Diversity Report to the Board of Trustees

University of Illinois

Attached is a report that responds to the Board of Trustees' request for periodic information on diversity expenditures. The report lists expenditures by diversity vendor for the period of July 1, 2019 through December 31, 2019. The corresponding budget for fiscal year 2020 is \$6,969,976,000. The data are summarized in the first chart for capital and non-capital diversity expenditures in total, by campus and by category. The final charts lists total expenditures for the reporting period by diversity vendor.

YEAR OVER YEAR RELATIVE QUARTER DIVERSE SPEND COMPARISON

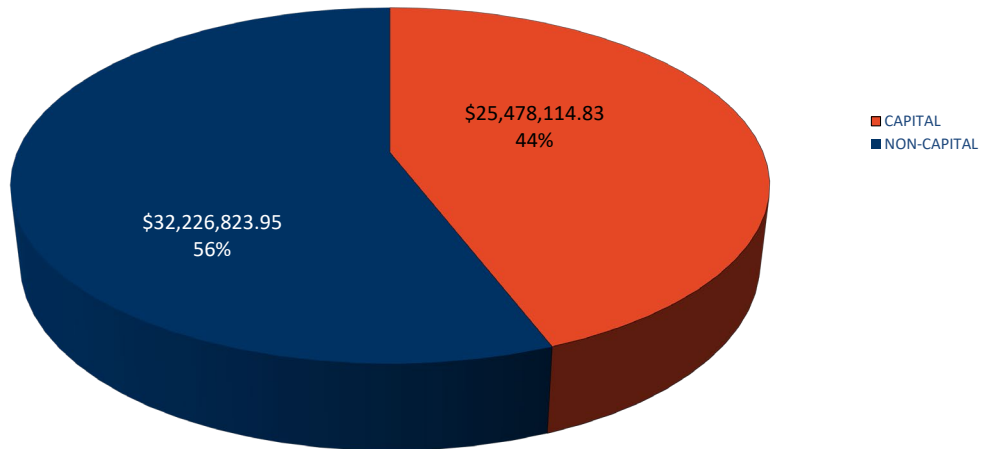


TOTAL EXPENSE BUDGET	\$6,969,976,000.00
PAYMENTS ON BEHALF	\$1,715,598,000.00
OTHER AUTOMATIC EXEMPTIONS	\$3,656,888,564.18
TOTAL BUDGET SUBJECT TO GOAL*	\$1,597,489,435.82

FY20Q2 DIVERSE SPEND	\$57,704,938.78
----------------------	-----------------

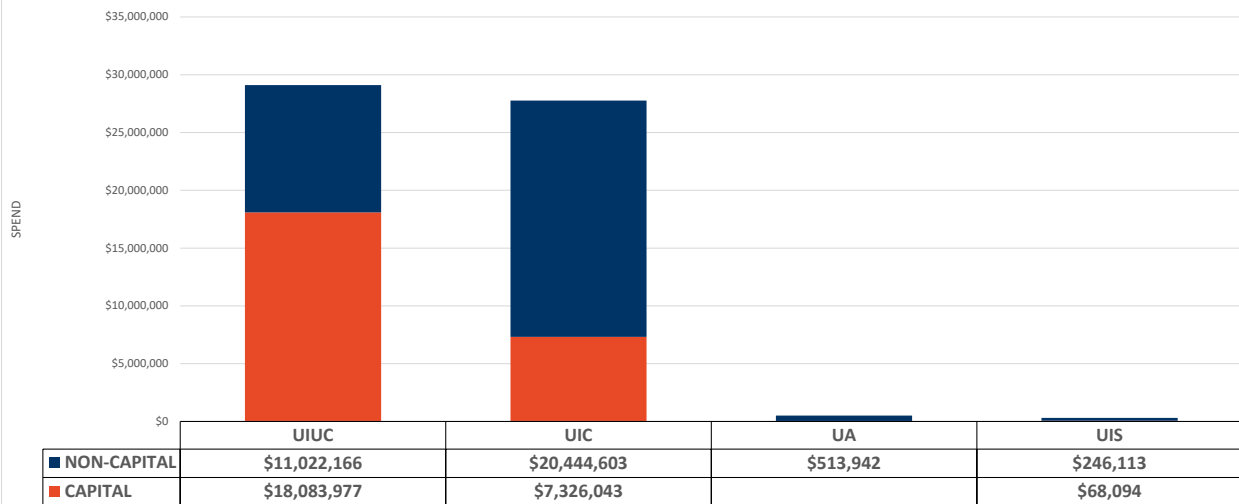
*FY20 BEP EXEMPTIONS STILL TO BE FINALIZED

FY20 Capital & Non-Capital Diversity Spend Report Expenditures (Through 12/31/2019)

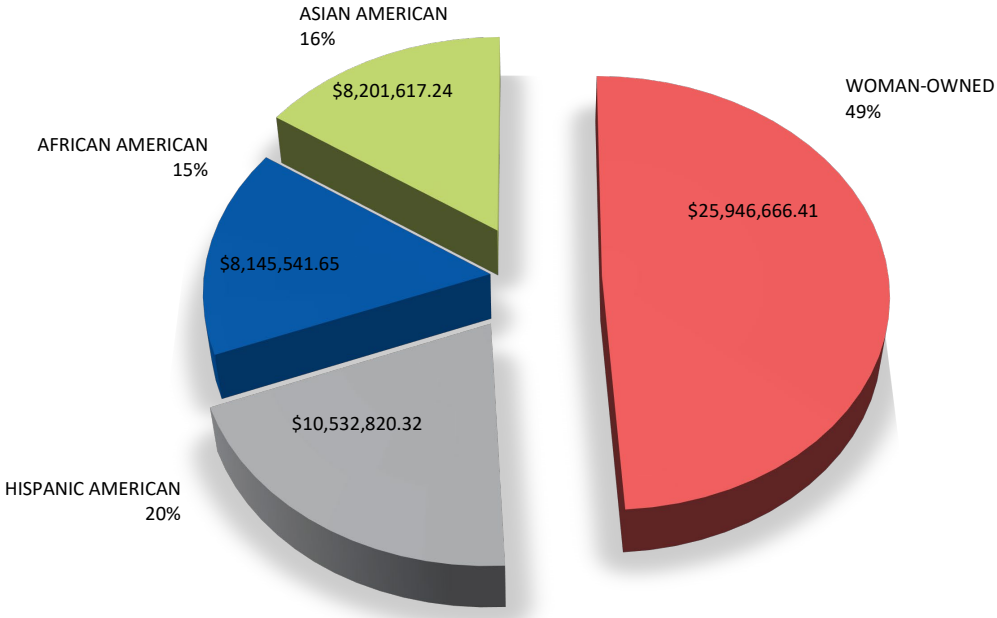


Grand Total = \$57,704,938.78

FY20 Capital & Non-Capital Diversity Spend Report Expenditures by Campus (Through 12/31/2019)



**FY20Q2 Diversity Spend Report Expenditures Category
(Through 12/31/2019)**



FY20 Q2 DIVERSITY SPEND BY VENDOR
July 1, 2019 through December 31, 2019

VENDOR NAME	Minority-Category	FY20 Q1 (Through 9/30/2019)	FY20 Q2 (Through 12/31/2019)	FY20 (Through 12/31/2019)
JP EXCAVATING AND TRUCKING	AFRICAN AMERICAN	682,503	178,389	860,893
ROBERT L MILLER ASSOCIATES INC	AFRICAN AMERICAN	609,656	181,729	791,385
SIERRA GLASS COMPANY	AFRICAN AMERICAN	126,000	442,800	568,800
ELETE CONSTRUCTION AND ENVIRONMENTAL INC	AFRICAN AMERICAN	192,365	338,552	530,917
EXPRESS ELECTRIC SUPPLY	AFRICAN AMERICAN	371,225	119,361	490,586
NEW BEGINNINGS CONTRACTORS INC	AFRICAN AMERICAN	240,975	212,642	453,617
MOODY NOLAN INCORPORATED	AFRICAN AMERICAN	305,956	117,984	423,940
MILHOUSE ENGINEERING CONSTRUCTION INC	AFRICAN AMERICAN	305,907	333	306,240
F J ROBINSONS CONTRACTING	AFRICAN AMERICAN	194,307	108,755	303,061
PUGH JONES AND JOHNSON PC	AFRICAN AMERICAN	214,770	85,342	300,112
UJAMAA CONSTRUCTION INCORPORATED	AFRICAN AMERICAN	232,220		232,220
NATIONAL HVACDBA NATIONAL INSULATION INC	AFRICAN AMERICAN	67,617	139,557	207,174
PREMIER STAFFING SOURCE INC	AFRICAN AMERICAN	50,500	117,774	168,273
DAVIS DAVIS GENERAL CONSTRUCTION AND CONCRETE INC	AFRICAN AMERICAN	142,194	17,249	159,443
INTER CITY SUPPLY COMPANY INC	AFRICAN AMERICAN	76,779	75,452	152,230
INTERNATIONAL QUALITY CONTRACTING INC	AFRICAN AMERICAN		148,853	148,853
ELECTRONIC KNOWLEDGE INTERCHANGE COMPANY	AFRICAN AMERICAN	36,390	108,290	144,680
TANK CONSTRUCTION SUPPLIES LLC	AFRICAN AMERICAN	142,956	537	143,493
KAP HOLDINGS LLC	AFRICAN AMERICAN	136,532		136,532
DAVID MASON ASSOCIATES OF ILLINOIS LTD	AFRICAN AMERICAN	116,652	18,529	135,181
WEBB ENGINEERING SERVICES INC	AFRICAN AMERICAN	72,161	56,525	128,686
SUPPLIED INDUSTRIAL SOLUTIONS INC	AFRICAN AMERICAN	72,915	37,329	110,244
VEYA INC	AFRICAN AMERICAN	20,035	90,207	110,242
JSR ENTERPRISES INC	AFRICAN AMERICAN	49,749	57,614	107,363
BRIDGEPORT STEEL SALES	AFRICAN AMERICAN	49,500	49,500	99,000
BROOK ARCHITECTURE INC	AFRICAN AMERICAN	96,586		96,586
CK UNITED SHEET METAL AND MECHANICAL INC	AFRICAN AMERICAN	90,044		90,044
PRODUCTION DISTRIBUTION COMPANIES	AFRICAN AMERICAN	25,291	54,537	79,828
ENVIRONMENTAL DESIGN INTERNATIONAL INC	AFRICAN AMERICAN	51,810	20,631	72,440
ANCHOR STAFFING INC	AFRICAN AMERICAN		69,317	69,317
SLG INNOVATION INC	AFRICAN AMERICAN	36,676	18,846	55,522
BRAILSFORD AND DUNLAVEY INCORPORATED	AFRICAN AMERICAN	44,328		44,328
ZUBER LAWLER AND DEL DUCA LLP	AFRICAN AMERICAN	42,185		42,185
ARDMORE ASSOCIATES LLC	AFRICAN AMERICAN	364	39,025	39,389
THE RODERICK GROUP DBA ARDMORE RODERICK	AFRICAN AMERICAN	8,974	27,718	36,692
ELECTRICAL RESOURCE MANAGEMENT	AFRICAN AMERICAN	9,210	26,907	36,116
CALL FLAWLESS INC	AFRICAN AMERICAN	17,264	17,264	34,528
MILLER ENTERPRISE GROUP LLC	AFRICAN AMERICAN		34,020	34,020
MOLITE ELECTRIC INCORPORATED	AFRICAN AMERICAN	24,859		24,859
NEAL AND LEROY LLC	AFRICAN AMERICAN	2,538	17,944	20,481
NAMAT CONSTRUCTION CO INC	AFRICAN AMERICAN	19,252		19,252
ASHLAUR CONSTRUCTION COMPANY INC	AFRICAN AMERICAN	14,544	3,750	18,294
BOYE JANITORIAL SERVICE	AFRICAN AMERICAN	16,938		16,938
THG FOODS INC/FOUR COURSES CATERING	AFRICAN AMERICAN	6,864	8,044	14,909
ASAPRO LLC	AFRICAN AMERICAN		12,044	12,044
TRIMS TRUCKING INC	AFRICAN AMERICAN		11,400	11,400
GARTH BUILDING PRODUCTS SERVICES	AFRICAN AMERICAN		10,455	10,455
DUST EM CLEAN MAINTENANCE COMPANY INC	AFRICAN AMERICAN	10,194		10,194
BEYOND CLEAN CLEANING SERVICES LLC	AFRICAN AMERICAN	4,288	4,288	8,576
GRIGGS MITCHELL ALMA OF IL LLC DBA GMA CONSTRUCTION GROUP	AFRICAN AMERICAN	6,000		6,000
WE'RE CLEANING INC	AFRICAN AMERICAN	1,224	4,199	5,423
CG CONSTRUCTION SUPPLY COMPANY INC	AFRICAN AMERICAN	4,896		4,896
MYLEER CORPORATION	AFRICAN AMERICAN	3,028		3,028
POWELL III	AFRICAN AMERICAN		2,500	2,500
M CANNON ROOFING CO LLC	AFRICAN AMERICAN	1,935		1,935
WORLD'S PRINTING	AFRICAN AMERICAN	1,874		1,874
MILLER BUILDING GROUP	AFRICAN AMERICAN	1,800		1,800
GRANT LAW LLC	AFRICAN AMERICAN	1,713		1,713
OMAR MEDICAL SUPPLIES INCORPORATED	AFRICAN AMERICAN	510	1,067	1,577
AM BUS COMPANY INCORPORATED	AFRICAN AMERICAN	295	1,050	1,345
THE BOWA GROUP INC	AFRICAN AMERICAN	758		758
STITCH ME LLC	AFRICAN AMERICAN		415	415
URBAN TRANSFORMATION FARMS INC	AFRICAN AMERICAN	398		398
HILTON PUBLISHING INC/HPC	AFRICAN AMERICAN		320	320
TOTAL		5,056,500	3,089,042	8,145,542

FY20 Q2 DIVERSITY SPEND BY VENDOR
July 1, 2019 through December 31, 2019

VENDOR NAME	Minority-Category	FY20 Q1 (Through 9/30/2019)	FY20 Q2 (Through 12/31/2019)	FY20 (Through 12/31/2019)
INDUSTRIA INC	ASIAN AMERICAN	2,494,276	1,890,323	4,384,599
MECCOR INDUSTRIES LTD	ASIAN AMERICAN	762,250	707,701	1,469,951
PACE SYSTEMS INC	ASIAN AMERICAN	1,055,331	149,228	1,204,559
RELIABLE CONTRACTING AND EQUIPMENT CO	ASIAN AMERICAN	215,630		215,630
CCS INTERNATIONAL INC	ASIAN AMERICAN	84,534	18,410	102,944
S AND F SOFTWARE SOLUTIONS INC	ASIAN AMERICAN	100,201		100,201
RUBINOS MESIA ENGINEERS INC	ASIAN AMERICAN	45,861	31,859	77,720
ARTISAN CONSULTING ENGINEERS LLC	ASIAN AMERICAN	62,304		62,304
SHEN MILSOM WILKE LLC	ASIAN AMERICAN	28,456	31,805	60,261
KOO LLC	ASIAN AMERICAN	50,000		50,000
MODE ARCHITECTS PC	ASIAN AMERICAN	19,057	28,160	47,217
SITE DESIGN GROUP LTD	ASIAN AMERICAN		46,509	46,509
NOVAMED INC	ASIAN AMERICAN	19,967	19,736	39,703
STEARNOJLEKAR LTD	ASIAN AMERICAN	14,366	25,051	39,418
EKLA CORPORATION	ASIAN AMERICAN	22,265	16,753	39,018
CONSTRUCTION SPECIALTIES SERVICES CSSCO	ASIAN AMERICAN		37,281	37,281
DAS CONSULTING SERVICES LLC	ASIAN AMERICAN	8,379	17,119	25,498
VISIONPOINT MEDIA INC/VISIONPOINT MARKETING	ASIAN AMERICAN		24,985	24,985
KOI COMPUTERS INCORPORATED	ASIAN AMERICAN	6,000	14,400	20,400
SNTIAL TECHNOLOGIES INCORPORATED	ASIAN AMERICAN	18,170		18,170
KRICK ENTERPRISES INC	ASIAN AMERICAN	15,701		15,701
RTM ASSOCIATES INC	ASIAN AMERICAN	9,279	3,150	12,429
VISTARA CONSTRUCTION SERVICES INC	ASIAN AMERICAN	10,450	1,375	11,825
INTERRA INCORPORATED	ASIAN AMERICAN	10,812		10,812
CCJM ENGINEERS LTD	ASIAN AMERICAN		10,750	10,750
EVA DESIGN AND ENGINEERING LLC	ASIAN AMERICAN	5,850	3,150	9,000
AC GENTROL INCORPORATED	ASIAN AMERICAN		8,255	8,255
CHEMCO INDUSTRIES INC	ASIAN AMERICAN	3,023	4,663	7,686
NAK MAN CORP	ASIAN AMERICAN	7,575		7,575
KAPUR INC	ASIAN AMERICAN	6,750		6,750
TERRY GUEN DESIGN ASSOCIATES INC	ASIAN AMERICAN	4,362	2,181	6,542
SUNRISE HITEK GROUP LLC/SUNRISE DIGITAL	ASIAN AMERICAN	1,406	4,944	6,350
VIVA USA INCORPORATED	ASIAN AMERICAN		6,345	6,345
SHAW LEGAL SERVICES LTD	ASIAN AMERICAN	5,000		5,000
HANSON INFORMATION SYSTEMS INCORPORATED	ASIAN AMERICAN	438	2,677	3,116
NAYYAR NAYYAR INTERNATIONAL INC	ASIAN AMERICAN	2,150		2,150
CRYSTAL CHEM INCORPORATED	ASIAN AMERICAN		1,750	1,750
HUGH LIGHTING DESIGN LLC	ASIAN AMERICAN	1,568		1,568
HI TEK ENVIRONMENTAL INC/STAT ANALYSIS CORP	ASIAN AMERICAN	299	612	911
CTG INC OF ILLINOIS/NOVANIS	ASIAN AMERICAN		737	737
TOTAL		5,091,708	3,109,909	8,201,617

FY20 Q2 DIVERSITY SPEND BY VENDOR
 July 1, 2019 through December 31, 2019

VENDOR NAME	Minority-Category	FY20 Q1 (Through 9/30/2019)	FY20 Q2 (Through 12/31/2019)	FY20 (Through 12/31/2019)
ACCEL CONSTRUCTION SERVICES GROUP LLC	HISPANIC AMERICAN	974,594	1,222,969	2,197,564
MIDWAY CONTRACTING GROUP LLC	HISPANIC AMERICAN	1,231,989	124,454	1,356,443
BAUTISTA ELECTRIC ENTERPRISES INC	HISPANIC AMERICAN	813,237	22,744	835,981
VALOR TECHNOLOGIES INCORPORATED	HISPANIC AMERICAN	478,957	282,114	761,071
MONTERREY SECURITY CONSULTANTS INC	HISPANIC AMERICAN	243,851	410,738	654,589
BAUER LATOZA STUDIO LIMITED	HISPANIC AMERICAN	337,222	14,686	351,908
CERVANTES GROUP	HISPANIC AMERICAN	276,889		276,889
CSI 3000 INC	HISPANIC AMERICAN	274,815		274,815
ESCARPITA CONSTRUCTION COMPANY INC	HISPANIC AMERICAN	255,217	454	255,671
M W POWELL COMPANY	HISPANIC AMERICAN	3,150	235,672	238,822
BRANDENBURGER PLUMBING INC	HISPANIC AMERICAN	13,269	209,301	222,570
TORO CONSTRUCTION CORP	HISPANIC AMERICAN	85,500	121,519	207,019
MEP INFRASTRUCTURE SOLUTIONS INCORPORATED	HISPANIC AMERICAN	129,266	68,252	197,518
OLD VETERAN CONSTRUCTION INC	HISPANIC AMERICAN		186,715	186,715
NES INC	HISPANIC AMERICAN	106,234	77,569	183,803
DYNAMIC HEATING AND PIPING COMPANY	HISPANIC AMERICAN	49,737	122,413	172,150
PINTO CONSTRUCTION GROUP INC	HISPANIC AMERICAN	140,400	25,862	166,262
DEKAYO CORPORATION DBA ORTIZ CONTRACTING GROUP	HISPANIC AMERICAN	73,790	91,350	165,140
TERRA DEMOLITION	HISPANIC AMERICAN	157,212	6,198	163,410
ARCHITRAVE LTD	HISPANIC AMERICAN	16,831	130,635	147,466
VIRTUAL ENERGY SOLUTIONS INC	HISPANIC AMERICAN	110,402	30,242	140,645
CONECTA GROUP INCORPORATED	HISPANIC AMERICAN	135,307		135,307
M AND M MANAGERIAL SERVICE INC	HISPANIC AMERICAN	122,328	2,565	124,893
NESTBUILDERS INC DBA DBHMS	HISPANIC AMERICAN	53,921	23,435	77,357
MIDWEST MOVING AND STORAGE INC	HISPANIC AMERICAN	69,676		69,676
PANIAGUA GROUP INC	HISPANIC AMERICAN	60,080	7,967	68,047
MARKET CONTRACTING SERVICES INC	HISPANIC AMERICAN	61,127	5,471	66,597
AMERICAN SURVEYING AND ENGINEERING PC	HISPANIC AMERICAN	50,100	13,086	63,186
INFINITY TRANSPORTATION MANAGEMENT LLC	HISPANIC AMERICAN	10,281	51,999	62,280
AMAZING EDIBLES LTD	HISPANIC AMERICAN	7,522	45,318	52,840
COMMAND MECHANICAL GROUP	HISPANIC AMERICAN		50,899	50,899
STL ARCHITECTS INC	HISPANIC AMERICAN	50,000		50,000
BIENALI PROMOTIONS LLC	HISPANIC AMERICAN		44,230	44,230
GLOBAL WATER TECHNOLOGY INC	HISPANIC AMERICAN	25,430	13,987	39,417
DUMEX CONSTRUCTION COMPANY	HISPANIC AMERICAN	38,700		38,700
GALAXY ENVIRONMENTAL INC	HISPANIC AMERICAN	38,034		38,034
ARIAS INFORMATION SOLUTIONS	HISPANIC AMERICAN	37,240		37,240
PMJ ENTERPRISES INC	HISPANIC AMERICAN	22,416	14,162	36,578
MS SEBASTIAN PAINTING INC	HISPANIC AMERICAN	31,635	1,758	33,393
UNIVERSAL INSULATION INC	HISPANIC AMERICAN		30,713	30,713
UPTOWN DECORATING CORP	HISPANIC AMERICAN		29,250	29,250
CPMH CONSTRUCTION INC	HISPANIC AMERICAN	6,679	22,426	29,105
URBAN WORKS LTD	HISPANIC AMERICAN	26,662		26,662
NEW ERA PAINITNG	HISPANIC AMERICAN	20,470	890	21,360
JF CARPENTRY SERVICES INC	HISPANIC AMERICAN	20,621		20,621
METAPHRASIS LANGUAGE AND CULTURAL SOLUTIONS LLC	HISPANIC AMERICAN	9,960	8,080	18,040
SANCHEZ AND DANIELS AND HOFFMAN LLP	HISPANIC AMERICAN	8,044	9,856	17,899
MZI BUILDING SERVICES INC/MZI GROUP INC	HISPANIC AMERICAN		17,107	17,107
DRIVE CONSTRUCTION INC	HISPANIC AMERICAN		14,283	14,283
CRISTINA FOODS	HISPANIC AMERICAN	14,049		14,049
DURANGO PAINTING INC	HISPANIC AMERICAN	3,482	10,018	13,500
TECNICA ENVIRONMENTAL SERVICES INC	HISPANIC AMERICAN		12,700	12,700
AMASONRYGROUP INC	HISPANIC AMERICAN		9,405	9,405
WOLF ELECTRIC SUPPLY COMPANY INC	HISPANIC AMERICAN	693	5,568	6,261
HANNO WEBER ASSOCIATES ARCHITECTUREURBAN DESIGN	HISPANIC AMERICAN	1,674	966	2,640
US MESSENGER AND LOGISTICS INC/USM LOGISTICS US MESSENGER	HISPANIC AMERICAN	1,532	340	1,872
MORENO ARCHITECTS LTD/JGMA	HISPANIC AMERICAN	1,515		1,515
APRIL BUILDING SERVICES INC	HISPANIC AMERICAN	477		477
ARCOS ENVIRONMENTAL SERVICES INC	HISPANIC AMERICAN	180		180
A MAESTRANZI SONS KNIFE SERVICES LLC	HISPANIC AMERICAN	30	30	60
TOTAL		6,702,427	3,830,393	10,532,820

FY20 Q2 DIVERSITY SPEND BY VENDOR
 July 1, 2019 through December 31, 2019

VENDOR NAME	Minority-Category	FY20 Q1 (Through 9/30/2019)	FY20 Q2 (Through 12/31/2019)	FY20 (Through 12/31/2019)
GREEN HOME EXPERTS LLC	WOMAN-OWNED	1,821,566		1,821,566
TITAN INDUSTRIES INC	WOMAN-OWNED	1,147,634	627,937	1,775,570
MARSHA L NORRIS DBA MLN ENTERPRISE	WOMAN-OWNED	800,567	836,153	1,636,720
AUTUMN CONSTRUCTION SERVICES INC	WOMAN-OWNED	997,943	478,092	1,476,035
GLESCO ELECTRIC INCORPORATED	WOMAN-OWNED	1,095,361	329,349	1,424,710
PRECISION BUILDERS ASSOCIATES INC	WOMAN-OWNED	1,070,540	342,580	1,413,120
PIER GROUP LLC	WOMAN-OWNED	1,050,392	352,807	1,403,200
COMMERCIAL FLOOR COVERING INC DBA TSI COMMERCIAL FLOOR COVERING	WOMAN-OWNED	788,338	226,895	1,015,234
ILLINI SUPPLY INCORPORATED	WOMAN-OWNED	668,807	281,722	950,529
VON ALST OPERATING LLC	WOMAN-OWNED	657,960	91,175	749,135
KRUTS ELECTRIC INC	WOMAN-OWNED	264,672	384,869	649,541
VIXEN CONSTRUCTION INCORPORATED	WOMAN-OWNED	573,870		573,870
TILTON KELLY AND BELL LLC	WOMAN-OWNED	257,460	297,473	554,933
PRAIRIE RESTORATIONS INCORPORATED	WOMAN-OWNED	337,464	194,820	532,283
CORPORATE TRAVEL PLANNERS INCORPORATED	WOMAN-OWNED	340,983	179,135	520,118
AIR DESIGN SYSTEMS INC	WOMAN-OWNED	135,855	377,280	513,135
SUPERIOR FLOOR COVERING INCORPORATED	WOMAN-OWNED	318,075	191,466	509,541
SELECT CONTRACTING LLC	WOMAN-OWNED	480,270	22,342	502,612
KAVE INC	WOMAN-OWNED	104,649	315,795	420,445
G COOPER OIL COMPANY INC	WOMAN-OWNED	180,943	192,455	373,398
FICEK ELECTRIC COMMUNICATION SYSTEMS INC	WOMAN-OWNED	227,045	116,992	344,037
JOHNSON LASKY KINDELIN ARCHITECTS INC	WOMAN-OWNED	138,958	169,965	308,922
JAMESON SHEET METAL INC	WOMAN-OWNED	219,496	51,732	271,228
KELLEY ORNAMENTAL IRON LLC	WOMAN-OWNED	264,725		264,725
ON THE JOB CONSULTING INC,PIXO	WOMAN-OWNED	122,103	140,366	262,469
HILLCO DISTRIBUTING	WOMAN-OWNED	7,074	240,882	247,956
A LUCAS SONS STEEL	WOMAN-OWNED	234,763		234,763
GORDON ELECTRIC SUPPLY	WOMAN-OWNED	185,269	42,895	228,164
KRUT'S ELECTRIC INCORPORATED	WOMAN-OWNED	224,167		224,167
RADA ARCHITECTS LTD	WOMAN-OWNED	91,680	127,111	218,791
CAD CONSTRUCTION INCORPORATED	WOMAN-OWNED	104,600	104,600	209,200
MARTIN FENCE LLC	WOMAN-OWNED	172,729	33,847	206,576
PRIMERA ENGINEERS LTD	WOMAN-OWNED	147,668	57,673	205,340
OLYMPIC CONSTRUCTION COMPANY LLC	WOMAN-OWNED	114,860	77,541	192,401
CMMS EXCELERATION INCORPORATED	WOMAN-OWNED	107,932	47,166	155,098
JRH ENTERPRISES INC	WOMAN-OWNED	3,218	148,429	151,647
KA REBAR	WOMAN-OWNED	148,087		148,087
ANDERSON LOCK COMPANY LTD	WOMAN-OWNED	68,305	77,792	146,097
STOCKS BUSINESS FURNITURE INC/STOCKS OFFICE FURNITURE	WOMAN-OWNED	126,752	6,001	132,754
RESOURCE ONE OF ILLINOIS LLC	WOMAN-OWNED	122,627	7,842	130,469
EVERY BLOOMIN INDUSTRIAL SUPPLYINC	WOMAN-OWNED	84,470	44,696	129,167
EMM ELECTRIC INC/MORAN ELECTRICAL CONTRACTING	WOMAN-OWNED	15,439	95,628	111,066
FRANKLYNN INC/CHEMICAL MAINTENANCE INC CMI	WOMAN-OWNED	55,117	48,708	103,825
SOUTHLAND CUSTOM DECORATING INC	WOMAN-OWNED	85,478	17,412	102,890
PEDIATRIC INTERACTIONS INCORPORATED	WOMAN-OWNED	48,516	52,464	100,979
J MAC ASSOCIATES LIMITED	WOMAN-OWNED	5,645	80,179	85,824
COTTER CONSULTING INC	WOMAN-OWNED	39,984	42,312	82,296
AMERICAN PRECISION SUPPLY INC	WOMAN-OWNED	4,031	78,036	82,067
DOETSCH CONTRACTORS INC	WOMAN-OWNED		79,332	79,332
NICKA AND ASSOCIATES INC	WOMAN-OWNED	12,482	54,456	66,938
ALTUSWORKS INCORPORATED	WOMAN-OWNED	23,283	41,003	64,286
TAC CONSTRUCTION COMPANY	WOMAN-OWNED	57,600		57,600
CHICAGO COMMUNICATIONS LLC	WOMAN-OWNED	41,365	16,153	57,518
BAILEY EDWARD DESIGN INC	WOMAN-OWNED	46,469	8,288	54,757
WATTS COPY SYSTEMS INC	WOMAN-OWNED	26,736	27,185	53,921
BELLA BAGNO INC	WOMAN-OWNED	17,652	35,648	53,300
SPECIAL PROJECT STAFFING BY SALEM INCORPORATED/SALEM GROUP	WOMAN-OWNED		51,441	51,441
HYGIENEERING INC	WOMAN-OWNED	44,970	4,300	49,270
RD MCMILLEN ENTERPRISES INCORPORATED	WOMAN-OWNED	29,177	18,350	47,528
COLMAN BROHAN AND DAVIS INC/CBD MARKETING	WOMAN-OWNED	37,500	9,846	47,346
POOL ADMINISTRATORS INCORPORATED	WOMAN-OWNED	30,959	12,509	43,468
DASHCOINC	WOMAN-OWNED	30,822	11,988	42,811

FY20 Q2 DIVERSITY SPEND BY VENDOR
July 1, 2019 through December 31, 2019

BIOFOAM INC	WOMAN-OWNED	42,311		42,311
PHD SERVICES LLC	WOMAN-OWNED	21,270	18,802	40,072
CARNOW CONIBEAR AND ASSOC LTD	WOMAN-OWNED	31,951	3,660	35,611
ABBOTT INDUSTRIES INC	WOMAN-OWNED	34,713		34,713
ANZY SUPPLY INC	WOMAN-OWNED	3,066	30,247	33,312
ILLINI FIRE EQUIPMENT CO INC	WOMAN-OWNED	12,464	20,458	32,922
COOK FASSER ASSOCIATES INC	WOMAN-OWNED		32,894	32,894
CALUMET DECORATING SERVICE INC	WOMAN-OWNED	21,151	11,094	32,245
HJKESSLER ASSOCIATES INC	WOMAN-OWNED	13,584	17,713	31,297
FUHRMANN ENGINEERING INCORPORATED	WOMAN-OWNED	16,928	13,340	30,268
MIDCO ELECTRIC SUPPLY INC	WOMAN-OWNED	17,617	11,290	28,908
KAIZEN HEALTH	WOMAN-OWNED	13,685	14,220	27,906
OTTSIE LLC	WOMAN-OWNED	24,940	2,592	27,532
ALL TECH ENERGY INC	WOMAN-OWNED	23,895	2,803	26,698
RELIABLE ENVIRONMENTAL SOLUTIONS INCORPORATED	WOMAN-OWNED	13,247	13,231	26,478
ROSS BARNEY ARCHITECTS PC	WOMAN-OWNED	24,300	2,025	26,325
TERRA ENGINEERING LTD	WOMAN-OWNED	12,867	12,479	25,346
ENBEE PAINTING AND DECORATING INCORPORATED	WOMAN-OWNED	25,335		25,335
OCCUPATIONAL TRAINING AND SUPPLY INC	WOMAN-OWNED	19,421	4,420	23,842
NATIONAL PAINTING INCORPORATED	WOMAN-OWNED	10,684	12,485	23,169
ACTIVE ELECTRICAL SUPPLY COMPANY	WOMAN-OWNED		23,056	23,056
AMS ELITE SOLUTIONS INC	WOMAN-OWNED	9,075	13,853	22,928
CHICAGO CUT CONCRETE CUTTING INC	WOMAN-OWNED		22,800	22,800
DECATUR CUSTOM TOOL INC DBA DCT INDUSTRIAL SUPPLY	WOMAN-OWNED		21,762	21,762
PRAIRIE ENGINEERS PC	WOMAN-OWNED	10,200	11,388	21,588
CIVIL DESIGN INC	WOMAN-OWNED	4,592	15,998	20,590
CENTRAL STATES MEDIA	WOMAN-OWNED	10,740	8,600	19,340
WOLF ELECTRIC INC	WOMAN-OWNED	14,124	3,087	17,210
CAREIT HEALTH LLC/NOWPOW	WOMAN-OWNED	5,600	11,270	16,870
CUSHING AND COMPANY	WOMAN-OWNED	16,313	370	16,683
NANCY VERBOUT DBA THREAD LETTERS	WOMAN-OWNED	16,148	380	16,528
DEBRA TORRES/GRAFFITI GRAPHICS	WOMAN-OWNED		15,085	15,085
UNDERLAND ARCHITECTURAL SYSTEMS INC	WOMAN-OWNED		14,977	14,977
QC ENTERPRISES INC	WOMAN-OWNED		14,960	14,960
JMAC	WOMAN-OWNED	14,847		14,847
EXPRESS BUSINESS PRODUCTS LLC	WOMAN-OWNED	7,882	6,391	14,273
JEM DEVELOPMENT INC	WOMAN-OWNED	13,561		13,561
GO PROMOTIONS INC	WOMAN-OWNED	13,352		13,352
ADCO ADVERTISING AGENCY INC	WOMAN-OWNED	7,912	5,120	13,032
CT MECHANICAL	WOMAN-OWNED	12,910		12,910
MEILNER MECHANICAL SALES INCORPORATED/BOILERSOURCE	WOMAN-OWNED		11,875	11,875
LEEDER FURNITURE LLC	WOMAN-OWNED		11,410	11,410
ADVANCED SUPPLY COMPANY INC	WOMAN-OWNED	10,961		10,961
ALARIS GROUP INC/PARADIGM COMPLEX CARE SOLUTIONS	WOMAN-OWNED	10,900		10,900
ELIZABETH A BLANKENSHIP DBA BPI TESTING LLC	WOMAN-OWNED		10,776	10,776
WESTWORX LTD	WOMAN-OWNED	8,441	1,971	10,412
DUNKER ELECTRIC SUPPLY INC	WOMAN-OWNED		10,087	10,087
EVERLIGHTS INCORPORATED	WOMAN-OWNED	5,555	4,081	9,636
CENTRAL STATES DBA ARGO SUMMIT	WOMAN-OWNED	9,564		9,564
PROTYPE PRINTING INCORPORATED	WOMAN-OWNED	400	9,105	9,505
NOVAREST INC	WOMAN-OWNED	9,289		9,289
JEET INCORPORATED	WOMAN-OWNED	1,945	7,055	9,000
YOUR PARTNER PROMOTIONS INC	WOMAN-OWNED	8,973		8,973
JANELLE LOGSDON DBA CHAMPAIGN MEDIA CONSULTING	WOMAN-OWNED	4,400	4,400	8,800
ELECTRICAL CONTRACTORS INC	WOMAN-OWNED	7,141	1,510	8,651
MASSIE MASSIE ASSOCIATES INC	WOMAN-OWNED		8,356	8,356
UPLAND DESIGN LTD	WOMAN-OWNED		7,808	7,808
ACCURATE BIOMETRICS INCORPORATED	WOMAN-OWNED	4,155	3,597	7,751
MJB DECORATING INC	WOMAN-OWNED	2,860	4,747	7,607
HEALTH EDUCATION RESEARCH ASSOCIATES INC	WOMAN-OWNED	7,567		7,567
ACACIA FINANCIAL GROUP INC	WOMAN-OWNED		7,500	7,500
CARDOSI KIPER DESIGN GROUP INCORPORATED	WOMAN-OWNED	7,230		7,230
PROGRESSIVE INDUSTRIES INC	WOMAN-OWNED	4,070	2,873	6,943
HH OFFICE INCORPORATED/ROGARDS OFFICE PLUS	WOMAN-OWNED	1,688	5,067	6,755

FY20 Q2 DIVERSITY SPEND BY VENDOR
July 1, 2019 through December 31, 2019

WOODLAND VALUATION SERVICES LLC/APPRaisal ASSOCIATES	WOMAN-OWNED	6,400		6,400
ROGARDS OFFICE PRODU	WOMAN-OWNED	6,227		6,227
WORLD OF PROMOTIONS	WOMAN-OWNED	4,447	1,721	6,168
ADVIS INCORPORATED/ADVIS	WOMAN-OWNED	4,960	930	5,890
R D MCMILLEN ENTERPRIS	WOMAN-OWNED	5,438		5,438
CONTINENTAL TRANSPORTATION SOLUTIONS INC	WOMAN-OWNED	4,211	906	5,117
PR ETC INC/CHARTWELL AGENCY	WOMAN-OWNED	2,500	2,500	5,000
M AND G GRAPHICS INC	WOMAN-OWNED	4,775		4,775
HUSARCHITECTURE	WOMAN-OWNED		4,500	4,500
BRUSH ARCHITECTS LLC	WOMAN-OWNED		4,000	4,000
DOYLE ASSOCIATES	WOMAN-OWNED		3,750	3,750
ACTION BAG COMPANY	WOMAN-OWNED	2,196	1,534	3,730
PERFORMANCE MECHANICAL CONTRACTORS INC	WOMAN-OWNED	3,664		3,664
SJB PROMOTIONS INCORPORATED	WOMAN-OWNED	1,964	1,531	3,495
STILES OFFICE SOLUTIONS INC	WOMAN-OWNED	2,239	805	3,043
LANDSCAPE SOLUTIONS LLC	WOMAN-OWNED	1,900	900	2,800
MULTILINGUAL CONNECTIONS LLC	WOMAN-OWNED	672	2,060	2,732
INTERNATIONAL LANGUAGE SERVICES INCORPORATED	WOMAN-OWNED	865	1,865	2,730
MEDICAL EXPRESS AMBULANCE SERVICE INCORPORATED	WOMAN-OWNED	529	1,950	2,479
EXTENDED HOME LIVING SERVICES INCORPORATED	WOMAN-OWNED	2,440		2,440
CHRISTY WEBBER AND CO/CHRISTY WEBBER LANDSCAPES	WOMAN-OWNED	1,562	837	2,398
GRANT L NELSON COMPANY	WOMAN-OWNED		2,113	2,113
YAGLA ENGINEERING SERVICES INC	WOMAN-OWNED	1,395	332	1,727
LINJEN PROMOTIONS INC	WOMAN-OWNED	1,472		1,472
SOUTHWEST SPRING INC	WOMAN-OWNED		1,450	1,450
PRAIRIE FIRE SPRINKLER INC	WOMAN-OWNED	1,443		1,443
JACOBSRYAN ASSOCIATES	WOMAN-OWNED	1,103	263	1,365
AUDREY J WEINSTEIN DBA A WEINSTEIN AND ASSOCIATES	WOMAN-OWNED	537	776	1,313
EVERGREEN SUPPLY	WOMAN-OWNED	1,259		1,259
RICHARDS GRAPHIC COMMUNICATIONS INC	WOMAN-OWNED	1,239		1,239
ANAGNOS DOOR COMPANY INCORPORATED	WOMAN-OWNED	1,000		1,000
DECATUR BOLT CO	WOMAN-OWNED	926		926
PARAGON PIPECOVERERS INC	WOMAN-OWNED		837	837
DIRECTIONS UNLIMITED INC/PROMOPARTNERS	WOMAN-OWNED	815		815
AURORA LIGHTING DESIGN INC	WOMAN-OWNED	680		680
REAL DESIGNS INCORPORATED	WOMAN-OWNED	610		610
S2O CONSULTANTS INC	WOMAN-OWNED	480	120	600
MCCORKLE LITIGATION SERVICES INCORPORATED	WOMAN-OWNED		584	584
MCDONOUGHWHITLOW PC	WOMAN-OWNED	498		498
DLS INVESTMENTS INCORPORATED/DECATUR BOLT COMPANY	WOMAN-OWNED		441	441
CICERO MANUFACTURING AND SUPPLY COMPANY INCORPORATED	WOMAN-OWNED		427	427
LAKE SHORE BUSINESS FORMS CO	WOMAN-OWNED	418		418
LEE PERFECT TRANSCRIBING COMPANY INCORPORATED	WOMAN-OWNED		380	380
RUNCO OFFICE SUPPLY	WOMAN-OWNED	350		350
HALLAGAN OFFICE SUPPLY	WOMAN-OWNED		260	260
MIDWEST MAILING AND SHIPPING SYSTEMS INC	WOMAN-OWNED		237	237
KRISTIN OLSON DBA GRANTS GALORE	WOMAN-OWNED		200	200
CARSTENS INC/CARSTENS HEALTH INDUSTRIES	WOMAN-OWNED	44	39	82
TETRA MEDICAL SUPPLY CORP	WOMAN-OWNED	61		61
	TOTAL	17,380,244	8,566,422	25,946,666

FY20 Q2 DIVERSITY SPEND BY VENDOR
July 1, 2019 through December 31, 2019

VENDOR NAME	Minority-Category	FY20 Q1 (Through 9/30/2019)	FY20 Q2 (Through 12/31/2019)	FY20 (Through 12/31/2019)
CHICAGO LIGHTHOUSE FOR PEOPLE WHO ARE BLIND AND VISUALLY I	DISABLED/SHELTERED/REHABILITATION	1,904,138	2,060,366	3,964,504
LCM ARCHITECTS LLC	DISABLED/SHELTERED/REHABILITATION	448,720	140,994	589,714
DEVELOPMENTAL SERVICES CENTER	DISABLED/SHELTERED/REHABILITATION	25,718	32,908	58,626
SEICO INC	DISABLED/SHELTERED/REHABILITATION	35,291	7,157	42,447
ENVISION UNLIMITED	DISABLED/SHELTERED/REHABILITATION		19,742	19,742
T CASTRO PRODUCE	DISABLED/SHELTERED/REHABILITATION	11,341		11,341
BRIDGEWAY INCORPORATED	DISABLED/SHELTERED/REHABILITATION	5,107	4,582	9,689
CLAY COUNTY REHABILITATION CENTER INCORPORATED	DISABLED/SHELTERED/REHABILITATION	770	666	1,436
COMMUNITY SUPPORT SYSTEMS	DISABLED/SHELTERED/REHABILITATION	630	630	1,260
LASER INNOVATIONS INC	DISABLED/SHELTERED/REHABILITATION	1,023		1,023
CROONERS	DISABLED/SHELTERED/REHABILITATION	435	410	845
LEE'S FOODSERVICE PARTS AND REPAIRS INC	DISABLED/SHELTERED/REHABILITATION		360	360
LESTER AND ROSALIE ANIXTER CENTER	DISABLED/SHELTERED/REHABILITATION	150		150
ARC OF THE QUAD CITIES AREA	DISABLED/SHELTERED/REHABILITATION		45	45
TOTAL		2,433,321	2,267,860	4,701,182

FY20 Q2 DIVERSITY SPEND BY VENDOR
July 1, 2019 through December 31, 2019

VENDOR NAME	Minority- Category	FY20 Q1 (Through 9/30/2018)	FY20 Q2 (Through 12/31/2018)	FY20 (Through 12/31/2019)
INDUSTRIA INC	SDVOSB	2,494,276	1,890,323	4,384,599
VIRTUAL ENERGY SOLUTIONS INC	SDVOSB	110,402	30,242	140,645
CHICAGO FIRE PROTECTION LLC	VOSB	114,120		114,120
SUPPLIED INDUSTRIAL SOLUTIONS INC	VOSB	72,915	37,329	110,244
COMMAND MECHANICAL GROUP	VOSB		50,899	50,899
MODE ARCHITECTS PC	VOSB		28,160	28,160
ESKENAZI FARRELL ASSOCIATES LLC	VOSB	14,459	9,890	24,349
CPMH CONSTRUCTION INC	VOSB		22,426	22,426
NAMAT CONSTRUCTION CO INC	VOSB	19,252		19,252
MZI BUILDING SERVICES INC/MZI GROUP INC	VOSB		17,107	17,107
MIDDLETON CONSTRUCTION CONSULTING OF ILLINOIS LLC	SDVOSB		14,200	14,200
JUNEAU ASSOCIATES INC PC	VOSB	3,526	9,757	13,283
TROPICAL ENVIRONMENTAL INC	SDVOSB	6,396		6,396
WOLF ELECTRIC SUPPLY COMPANY INC	VOSB	693	5,568	6,261
GRIGGS MITCHELL ALMA OF IL LLC DBA GMA CONSTRUCTION GROUP	VOSB	6,000		6,000
ORION ENGINEERS LLC	VOSB	4,763		4,763
WORLD'S PRINTING	VOSB	1,874		1,874
YAGLA ENGINEERING SERVICES INC	VOSB		332	332
TOTAL		2,848,676	2,116,234	4,964,910