

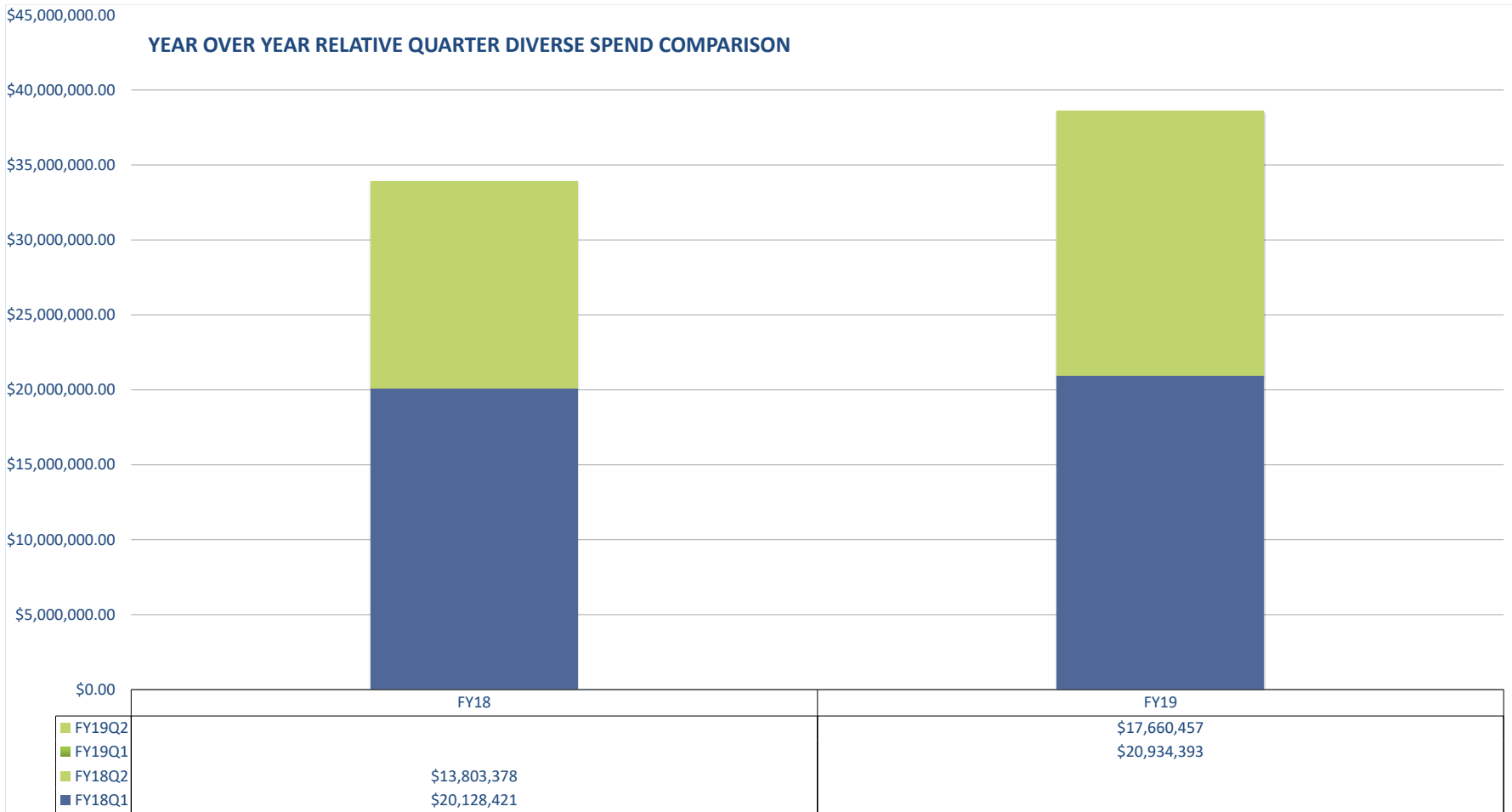
Reported to the Board of Trustees  
March 14, 2019

Board Meeting  
March 14, 2019

## **Diversity Report to the Board of Trustees**

### **University of Illinois**

Attached is a report that responds to the Board of Trustees' request for periodic information on diversity expenditures. The report lists expenditures by diversity vendor for the period of July 1, 2018 through December 31, 2018. The corresponding budget for fiscal year 2019 is \$6,829,297,000. The data are summarized in the first chart for capital and non-capital diversity expenditures in total, by campus and by category. The final charts lists total expenditures for the reporting period by diversity vendor.

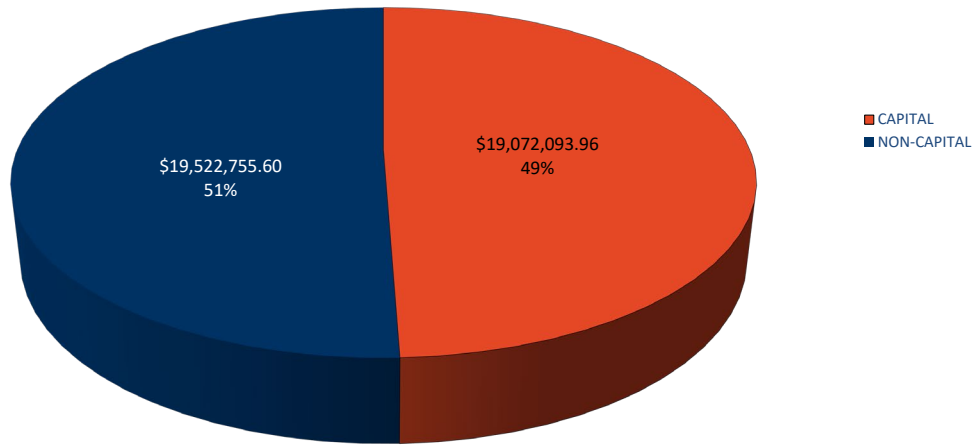


TOTAL EXPENSE BUDGET	\$6,829,297,000.00
PAYMENTS ON BEHALF	-\$1,768,523,000.00
UNRESTRICTED FUNDS NOT SUBJECT TO GOAL	-\$1,745,605,000.00
RESTRICTED FUNDS NOT SUBJECT TO GOAL	-\$1,748,651,000.00
TOTAL BUDGET SUBJECT TO GOAL WITHOUT EXEMPTIONS*	\$1,566,518,000.00

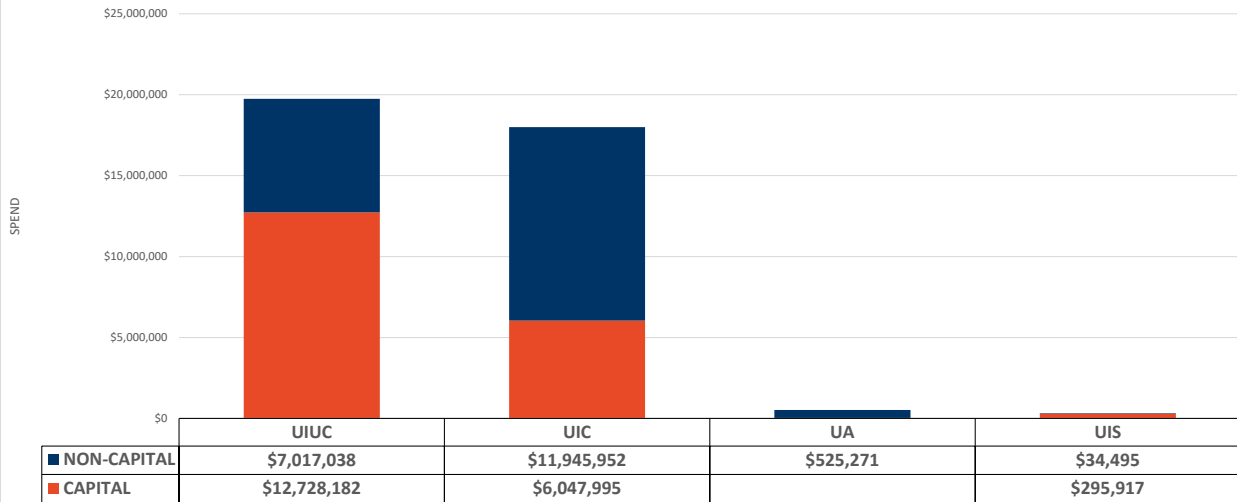
FY19Q2 EXPENDITURES	\$780,209,503.95
FY19Q2 DIVERSE SPEND	\$38,594,849.56

\*FY19 BEP EXEMPTIONS STILL TO BE FINALIZED

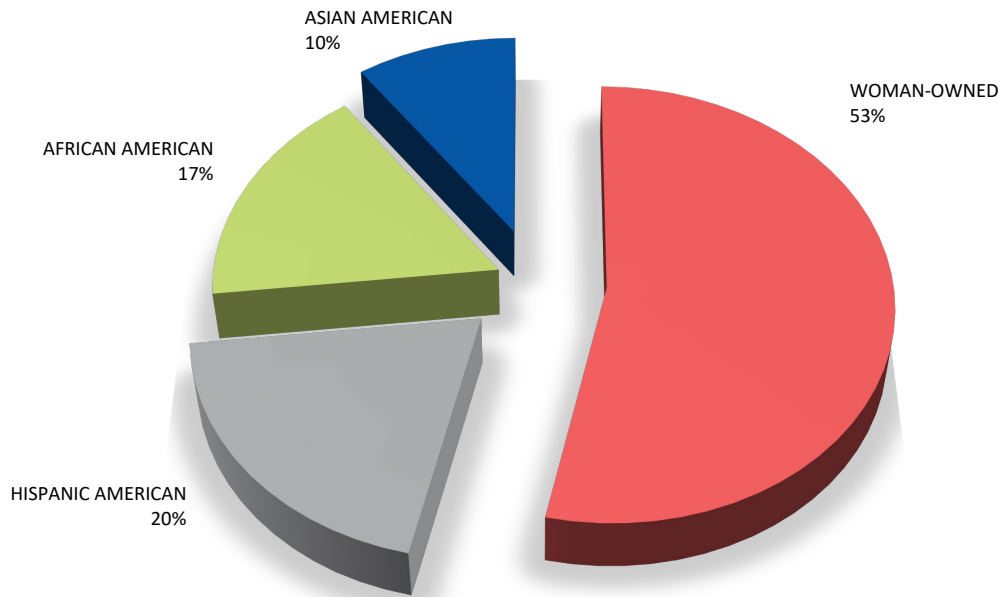
**FY19 Capital & Non-Capital Diversity Spend Report Expenditures (Through 12/31/2018)**



**FY19 Capital & Non-Capital Diversity Spend Report Expenditures by Campus (Through 12/31/2018)**



### FY19Q2 Diversity Spend Report Expenditures Category (Through 12/31/2018)



FY19 Q2 DIVERSITY SPEND BY VENDOR  
July 1, 2018 through December 31, 2018

VENDOR NAME	Minority-Category	FY19 Q1 (Through 9/30/2018)	FY19 Q2 (Through 12/31/2018)	FY19 (Through 12/31/2018)
CHICAGO LIGHTHOUSE FOR PEOPLE WHO ARE BLIND AND VISUALLY I	DISABLED/SHELTERED/REHABILITATION	1,772,197	1,194,416	2,966,613
PMJ ENTERPRISES INC	HISPANIC AMERICAN	1,132,796	282,444	1,415,240
PRECISION BUILDERS ASSOCIATES INC	WOMAN-OWNED	952,695	450,764	1,403,459
MLN ENTERPRISE	WOMAN-OWNED	730,995	594,827	1,325,823
MIDWAY CONTRACTING GROUP LLC	HISPANIC AMERICAN	1,150,298	126,930	1,277,228
PIER GROUP LLC	WOMAN-OWNED	474,136	757,737	1,231,873
AUTUMN CONSTRUCTION SERVICES INC	WOMAN-OWNED	791,642	419,874	1,211,516
VON ALST OPERATING LLC	WOMAN-OWNED	138,320	981,485	1,119,805
TILTON KELLY AND BELL LLC	WOMAN-OWNED	347,558	608,251	955,809
JP EXCAVATING AND TRUCKING	AFRICAN AMERICAN	488,009	446,087	934,096
MECCOR INDUSTRIES LTD	ASIAN AMERICAN	565,690	359,827	925,517
COMMERCIAL FLOOR COVERING INC/TSI COMMERCIAL FLOOR COVERING	WOMAN-OWNED	684,493	235,173	919,666
MOODY NOLAN INCORPORATED	AFRICAN AMERICAN	307,809	530,502	838,310
FICEK ELECTRIC AND COMMUNICATION SYSTEMS INCORPORATED	WOMAN-OWNED	443,307	291,191	734,498
GLESCO ELECTRIC INCORPORATED	WOMAN-OWNED	512,340	219,741	732,080
CK UNITED SHEET METAL AND MECHANICAL INC	AFRICAN AMERICAN		701,640	701,640
ACCEL CONSTRUCTION SERVICES GROUP LLC	HISPANIC AMERICAN	166,117	490,483	656,600
REAL DESIGNS INC	WOMAN-OWNED	577,216	15,450	592,666
PACE SYSTEMS INC	ASIAN AMERICAN	437,230	138,846	576,075
KRUT'S ELECTRIC INCORPORATED	WOMAN-OWNED	332,430	225,872	558,302
TITAN INDUSTRIES INC	WOMAN-OWNED	413,097	72,685	485,782
RELIABLE CONTRACTING AND EQUIPMENT CO	ASIAN AMERICAN	400,883	53,291	454,174
OLYMPIC CONSTRUCTION COMPANY LLC	WOMAN-OWNED	231,581	206,042	437,623
OLD VETERAN CONSTRUCTION INC	HISPANIC AMERICAN	31,249	375,688	406,937
MARKET CONTRACTING SERVICE INC	HISPANIC AMERICAN	306,187	92,853	399,040
G COOPER OIL COMPANY INC	WOMAN-OWNED	216,937	180,165	397,102
BAUTISTA ELECTRIC ENTERPRISES INC	HISPANIC AMERICAN	159,715	224,361	384,076
EVERY BLOOMIN INDUSTRIAL SUPPLYINC	WOMAN-OWNED	172,181	191,203	363,384
CORPORATE TRAVEL PLANNERS INCORPORATED	WOMAN-OWNED	110,780	252,030	362,810
NEW BEGINNINGS CONTRACTORS INC	AFRICAN AMERICAN	242,306	103,759	346,065
ON THE JOB CONSULTING INC/PIXO	WOMAN-OWNED	146,469	189,539	336,008
LCM ARCHITECTS LLC	DISABLED/SHELTERED/REHABILITATION	73,130	252,525	325,655
MBB ENTERPRISES OF CHICAGO INC	WOMAN-OWNED	150,322	168,507	318,829
UJAMAA CONSTRUCTION INCORPORATED	AFRICAN AMERICAN	305,281	6,435	311,716
BAILEY EDWARD DESIGN INC	WOMAN-OWNED	86,035	221,878	307,913
RUBINOS AND MESIA ENGINEERS INC	ASIAN AMERICAN	195,981	94,059	290,040
INTERNATIONAL QUALITY CONTRACTING INC	AFRICAN AMERICAN		270,270	270,270
KAVE INC	WOMAN-OWNED	166,552	91,405	257,957
SHEN MILSOM WILKE LLC	ASIAN AMERICAN	89,233	164,399	253,633
ANDERSON LOCK COMPANY LTD	WOMAN-OWNED	50,082	199,384	249,466
COOK FASSER ASSOCIATES INCORPORATED	WOMAN-OWNED	78,982	162,702	241,684
JAMESON SHEET METAL INC	WOMAN-OWNED	229,762		229,762
PUGH JONES AND JOHNSON PC	AFRICAN AMERICAN	27,291	193,511	220,801
JRH ENTERPRISES INC	WOMAN-OWNED	97,164	123,062	220,226
CPMH CONSTRUCTION INC	HISPANIC AMERICAN		210,600	210,600
CAD CONSTRUCTION INC	WOMAN-OWNED	50,052	156,255	206,307
ROBERT L MILLER ASSOCIATES INC	AFRICAN AMERICAN	83,866	120,138	204,004
PRAIRIE FIRE SPRINKLER INC	WOMAN-OWNED	143,252	60,732	203,984
ORDAZ CONSTRUCTION AND SUPPLY INC	HISPANIC AMERICAN		202,725	202,725
SNITIAL TECHNOLOGIES INCORPORATED	ASIAN AMERICAN	93,780	106,213	199,993
MONTERREY SECURITY CONSULTANTS INC	HISPANIC AMERICAN	42,616	155,848	198,465
DESIGN AIR INC	AFRICAN AMERICAN	197,169		197,169
COTTER CONSULTING INC	WOMAN-OWNED	152,333	43,193	195,526
JOHNSON LASKY KINDELIN ARCHITECTS INC	WOMAN-OWNED	80,381	105,841	186,221
SOUTHLAND CUSTOM DECORATING INC	WOMAN-OWNED	107,430	54,423	161,853
MUNDO DEVELOPMENT COMPANY	HISPANIC AMERICAN	110,562	50,286	160,848
VEYA INC	AFRICAN AMERICAN	152,290		152,290
ESCARPITA CONSTRUCTION COMPANY INC	HISPANIC AMERICAN	121,691	20,484	142,175
DAVIS DAVIS GENERAL CONSTRUCTION AND CONCRETE INC	AFRICAN AMERICAN	73,789	63,593	137,382
CCS INTERNATIONAL INC	ASIAN AMERICAN	40,181	93,948	134,129
INTER-CITY SUPPLY COMPANY INC	AFRICAN AMERICAN	82,685	50,809	133,494
A LUCAS SONS STEEL	WOMAN-OWNED	106,094	27,092	133,186
ONEILL CONTRACTORS INCORPORATED	WOMAN-OWNED	129,501		129,501
WEBB ENGINEERING SERVICES INC	AFRICAN AMERICAN	60,440	60,500	120,940
BRANDENBURGER PLUMBING INC	HISPANIC AMERICAN	102,970	10,210	113,180
MEP INFRASTRUCTURE SOLUTIONS INCORPORATED	HISPANIC AMERICAN	95,235	15,000	110,235
KA REBAR	WOMAN-OWNED	41,921	67,581	109,502
PREMIER STAFFING SOURCE INC	AFRICAN AMERICAN	35,130	73,747	108,877
BIOFOAM INC	WOMAN-OWNED		105,840	105,840
ELECTRONIC KNOWLEDGE INTERCHANGE COMPANY	AFRICAN AMERICAN	45,020	60,318	105,338
FRANKLYNN INC/CHEMICAL MAINTENANCE INC CMI	WOMAN-OWNED	38,724	64,076	102,800
J-MAC ASSOCIATES LIMITED	WOMAN-OWNED	50,995	51,544	102,539
GARTH BUILDING PRODUCTS SERVICES	AFRICAN AMERICAN		100,240	100,240
TERRA DEMOLITION	HISPANIC AMERICAN	99,538	404	99,942
SUPPLIED INDUSTRIAL SOLUTIONS INC	AFRICAN AMERICAN		98,312	98,312
FUHRMANN ENGINEERING INC	WOMAN-OWNED	6,980	89,564	96,544
JF CARPENTRY SERVICES INC	HISPANIC AMERICAN	96,287		96,287
NESTBUILDERS INC DBA DBHMS	HISPANIC AMERICAN	50,591	40,170	90,761
PEDIATRIC INTERACTIONS INCORPORATED	WOMAN-OWNED	20,928	69,529	90,458
CARNOW CONIBEAR AND ASSOC LTD	WOMAN-OWNED	22,216	67,621	89,837
EXPRESS ELECTRIC SUPPLY	AFRICAN AMERICAN	12,852	76,658	89,510
CCJM ENGINEERS LTD	ASIAN AMERICAN	67,000	22,000	89,000

FY19 Q2 DIVERSITY SPEND BY VENDOR  
July 1, 2018 through December 31, 2018

VENDOR NAME	Minority-Category	FY19 Q1 (Through 9/30/2018)	FY19 Q2 (Through 12/31/2018)	FY19 (Through 12/31/2018)
PAUL HERRERA CONSTRUCTION LTD	HISPANIC AMERICAN	85,927	1,700	87,627
DAVID MASON ASSOCIATES OF ILLINOIS LTD	AFRICAN AMERICAN	29,386	56,397	85,782
COMMAND MECHANICAL GROUP	HISPANIC AMERICAN		85,343	85,343
PHD SERVICES LLC	WOMAN-OWNED	32,324	49,906	82,230
DOYLE AND ASSOCIATES	WOMAN-OWNED		80,332	80,332
ALTUSWORKS INCORPORATED	WOMAN-OWNED	8,342	71,947	80,289
SLG INNOVATION INC	AFRICAN AMERICAN	35,568	43,833	79,401
SELECT CONTRACTING LLC	WOMAN-OWNED	14,850	63,658	78,508
ARCHITRAVE LTD	HISPANIC AMERICAN	8,713	64,106	72,819
RESOURCE ONE OF ILLINOIS LTD	WOMAN-OWNED	60,063	10,454	70,517
MILLER BUILDING GROUP	AFRICAN AMERICAN	67,050		67,050
LIVEWIRE ELECTRICAL SYSTEMS INCORPORATED	AFRICAN AMERICAN	57,977	8,676	66,653
PRIMERA ENGINEERS LTD	WOMAN-OWNED	1,435	64,877	66,312
PRAIRIE RESTORATIONS INCORPORATED	WOMAN-OWNED	45,027	19,759	64,786
IMC CONNECT INC	AFRICAN AMERICAN	61,756		61,756
DEVELOPMENTAL SERVICES CENTER	DISABLED/SHELTERED/REHABILITATION	34,042	26,763	60,805
CHICAGO COMMUNICATIONS LLC	WOMAN-OWNED	3,791	56,079	59,870
NES INC	HISPANIC AMERICAN	24,300	34,290	58,590
RADA ARCHITECTS LTD	WOMAN-OWNED	46,413	11,013	57,426
PUBLIC COMMUNICATIONS INCORPORATED	WOMAN-OWNED	10,055	46,843	56,898
JM POLCURR INC	HISPANIC AMERICAN	50,765	4,496	55,261
THE RODERICK GROUP DBA ARDMORE RODERICK	AFRICAN AMERICAN	2,468	51,673	54,141
MACK CONSTRUCTION SERVICESLLC	ASIAN AMERICAN	54,000		54,000
ELETE CONSTRUCTION AND ENVIRONMENTAL INC	AFRICAN AMERICAN	36,395	17,255	53,650
STOCKS BUSINESS FURNITURE INC/STOCKS OFFICE FURNITURE	WOMAN-OWNED	36,127	16,115	52,242
BELLA BAGNO INC	WOMAN-OWNED	28,638	21,637	50,275
MJB DECORATING INC	WOMAN-OWNED	40,431	8,036	48,467
WATTS COPY SYSTEMS INC	WOMAN-OWNED	18,432	29,845	48,277
NATIONAL PAINTING INCORPORATED	WOMAN-OWNED	45,841	2,420	48,261
EVA DESIGN AND ENGINEERING LLC	ASIAN AMERICAN	48,059		48,059
GLOBAL WATER TECHNOLOGY INC	HISPANIC AMERICAN	29,270	18,446	47,716
NEW STAR INC	DISABLED/SHELTERED/REHABILITATION	33,102	13,868	46,969
LEAD IT CORPORATION	ASIAN AMERICAN	28,560	18,130	46,690
UNIVERSAL INSULATION INC	HISPANIC AMERICAN	33,000	13,530	46,530
EVERGREEN SUPPLY	WOMAN-OWNED	15,172	29,419	44,591
AMAZING EDIBLES LTD	HISPANIC AMERICAN	3,875	39,855	43,729
DYNAMIC HEATING AND PIPING COMPANY	HISPANIC AMERICAN	1,573	41,970	43,543
DAS CONSULTING SERVICES LLC	ASIAN AMERICAN	39,298	3,843	43,142
ENVIRONMENTAL DESIGN INTERNATIONAL INC	AFRICAN AMERICAN	39,101	4,005	43,106
PANIAGUA GROUP INC	HISPANIC AMERICAN	41,391	858	42,249
ILLINI SUPPLY INCORPORATED	WOMAN-OWNED	18,164	23,899	42,063
NEAL AND LEROY LLC	AFRICAN AMERICAN	16,477	23,441	39,917
PRODUCTION DISTRIBUTION COMPANIES	AFRICAN AMERICAN	23,989	15,492	39,481
LA GRANGE CRANE SERVICE INC	WOMAN-OWNED	39,200		39,200
NEW ERA PAINTING INC	HISPANIC AMERICAN	27,975	10,970	38,945
MODE ARCHITECTS PC	ASIAN AMERICAN	22,377	15,596	37,973
TERRA ENGINEERING LTD	WOMAN-OWNED	19,582	17,730	37,312
WOLF ELECTRIC INCORPORATED	WOMAN-OWNED	27,411	8,515	35,926
F J ROBINSONS CONTRACTING	AFRICAN AMERICAN	10,520	23,972	34,492
GARCES PLUMBING CONTRACTORS	HISPANIC AMERICAN	33,354		33,354
AC GENTROL INCORPORATED	ASIAN AMERICAN	24,284	8,255	32,539
STEARNJOGLEKAR LTD	ASIAN AMERICAN	22,388	9,297	31,685
POOL ADMINISTRATORS INCORPORATED	WOMAN-OWNED	14,629	16,278	30,907
NOVAMED INC	ASIAN AMERICAN	18,200	12,629	30,829
WE'RE CLEANING INC	AFRICAN AMERICAN	12,249	18,364	30,613
CG CONSTRUCTION SUPPLY COMPANY INC	AFRICAN AMERICAN	30,096		30,096
BRUSH ARCHITECTS LLC	WOMAN-OWNED	30,089		30,089
LOPEZ MARTIN AND ASSOCIATES INC/PURPLE GROUP	HISPANIC AMERICAN	20,100	9,900	30,000
MIDWEST MOVING AND STORAGE INC	HISPANIC AMERICAN	7,175	22,475	29,650
STUDIO V DESIGN INCORPORATED	ASIAN AMERICAN	28,800		28,800
BOSWELL BUILDING CONTRACTORS INC	WOMAN-OWNED	27,225		27,225
SUPERIOR FLOOR COVERING INCORPORATED	WOMAN-OWNED	6,659	19,736	26,395
TABITHA VENTURES INC	AFRICAN AMERICAN		26,119	26,119
TERRY GUEN DESIGN ASSOCIATES INC	ASIAN AMERICAN		25,320	25,320
ENBEE PAINTING AND DECORATING INCORPORATED	WOMAN-OWNED		24,546	24,546
M AND G GRAPHICS INC	WOMAN-OWNED	16,035	8,325	24,360
RES CONSTRUCTION INC	HISPANIC AMERICAN	15,669	8,221	23,890
EKLA CORPORATION	ASIAN AMERICAN		23,381	23,381
314E CORPORATION	ASIAN AMERICAN	23,200		23,200
DEKAYO CORPORATION	HISPANIC AMERICAN		22,860	22,860
BPI TESTING LLC	WOMAN-OWNED	15,542	6,669	22,211
BRIDGEWAY INCORPORATED	DISABLED/SHELTERED/REHABILITATION	8,390	13,210	21,600
VIVA USA INCORPORATED	ASIAN AMERICAN	6,271	14,828	21,099
MZI BUILDING SERVICES INC/MZI GROUP INC	HISPANIC AMERICAN	12,325	8,080	20,405
QC ENTERPRISES INC	WOMAN-OWNED	1,425	18,572	19,997
ELECTRICAL CONTRACTORS INC	WOMAN-OWNED	8,701	10,875	19,576
GRANT LAW LLC	AFRICAN AMERICAN		19,029	19,029
JACOBSRYAN ASSOCIATES	WOMAN-OWNED	4,550	13,650	18,200
ENVISION UNLIMITED	DISABLED/SHELTERED/REHABILITATION		18,000	18,000
HJKESSLER ASSOCIATES INC	WOMAN-OWNED	5,249	12,447	17,696
COMPQSOFT INCORPORATED	ASIAN AMERICAN	17,690		17,690

FY19 Q2 DIVERSITY SPEND BY VENDOR  
July 1, 2018 through December 31, 2018

VENDOR NAME	Minority-Category	FY19 Q1 (Through 9/30/2018)	FY19 Q2 (Through 12/31/2018)	FY19 (Through 12/31/2018)
JEET INCORPORATED	WOMAN-OWNED	10,320	7,225	17,545
SUNRISE HITEK GROUP LLC/SUNRISE DIGITAL	ASIAN AMERICAN	2,804	14,523	17,327
ABITUA SEWER WATER AND PLUMBING	HISPANIC AMERICAN	17,010		17,010
KAIZEN HEALTH	WOMAN-OWNED	14,628	2,345	16,973
TRC WORLDWIDE ENGINEERING INC/TRC WORLDWIDE ENGINEERING(MEP)	ASIAN AMERICAN	16,568		16,568
SOUTH PARK CONSTRUCTION INC	AFRICAN AMERICAN	16,566		16,566
YOUR PARTNER PROMOTIONS INC	WOMAN-OWNED		16,347	16,347
ORNELAS CONSTRUCTION COMPANY	HISPANIC AMERICAN	5,972	9,690	15,662
EXPRESS BUSINESS PRODUCTS LLC	WOMAN-OWNED	7,029	8,565	15,593
MAESTROS VENTURES LLC	HISPANIC AMERICAN		15,423	15,423
CRISTINA FOODS INC	HISPANIC AMERICAN		15,192	15,192
SALUS INC	HISPANIC AMERICAN	15,125		15,125
INTERACTIVE DESIGN INC	AFRICAN AMERICAN	15,047		15,047
ACACIA FINANCIAL GROUP INC	WOMAN-OWNED	7,500	7,500	15,000
CENSEO GROUP LLC	WOMAN-OWNED		15,000	15,000
YAGLA ENGINEERING SERVICES INC	WOMAN-OWNED	4,917	9,291	14,208
BIENALI PROMOTIONS LLC	HISPANIC AMERICAN	2,545	11,306	13,851
M AND M MANAGERIAL SERVICE INC	HISPANIC AMERICAN	12,780		12,780
GORDON ELECTRIC SUPPLY	WOMAN-OWNED	1,028	11,484	12,512
OCCUPATIONAL TRAINING AND SUPPLY INC	WOMAN-OWNED	9,738	2,372	12,110
CODE ENGINEERING SERVICES	AFRICAN AMERICAN		11,800	11,800
SANCHEZ AND DANIELS AND HOFFMAN LLP	HISPANIC AMERICAN	8,957	2,375	11,332
CONTINENTAL TRANSPORTATION SOLUTIONS INC	WOMAN-OWNED		10,799	10,799
CHRISTY WEBBER AND CO/CHRISTY WEBBER LANDSCAPES	WOMAN-OWNED	8,302	2,175	10,477
JANELLE LOGSDON DBA CHAMPAIGN MEDIA CONSULTING	WOMAN-OWNED	3,440	6,880	10,320
DYNAMIX ENGINEERING LTD	AFRICAN AMERICAN	10,143		10,143
RELIABLE ENVIRONMENTAL SOLUTIONS INCORPORATED	WOMAN-OWNED	8,338	1,605	9,943
CARDOSI KIPER DESIGN GROUP INCORPORATED	WOMAN-OWNED		9,629	9,629
PROGRESSIVE INDUSTRIES INC	WOMAN-OWNED	5,227	4,337	9,564
ARDMORE ASSOCIATES LLC	AFRICAN AMERICAN	8,327	970	9,297
METMOX INC	ASIAN AMERICAN		9,225	9,225
PHOENIX BUSINESS SOLUTIONS LLC	WOMAN-OWNED	8,953		8,953
JEM DEVELOPMENT INC	WOMAN-OWNED	2,565	5,985	8,550
MATRIX ENGINEERING CORPORATION	AFRICAN AMERICAN		8,479	8,479
HYGIENEERING INC	WOMAN-OWNED	8,316		8,316
DEN CONSTRUCTION MANAGEMENT LLC DBA DENCO	HISPANIC AMERICAN	8,280		8,280
NAYYAR NAYYAR INTERNATIONAL INC	ASIAN AMERICAN		8,250	8,250
NOVAREST INC	WOMAN-OWNED	8,184		8,184
WRF ENGINEERS LLC	WOMAN-OWNED	5,789	1,888	7,677
SEICO INC	DISABLED/SHELTERED/REHABILITATION	1,734	5,876	7,610
HEALTH EDUCATION RESEARCH ASSOCIATES INC	WOMAN-OWNED	4,726	2,797	7,523
VIRTUAL ENERGY SOLUTIONS INC	HISPANIC AMERICAN		7,289	7,289
NANCY VERBOUT DBA THREAD LETTERS	WOMAN-OWNED	4,072	3,153	7,224
MYLEER CORPORATION	AFRICAN AMERICAN		6,813	6,813
KOI COMPUTERS INCORPORATED	ASIAN AMERICAN		6,594	6,594
ACCURATE BIOMETRICS INCORPORATED	WOMAN-OWNED	2,771	3,568	6,339
ILLINI FIRE EQUIPMENT CO INC	WOMAN-OWNED	6,054	213	6,266
MCGUIRE IGLESKI ASSOCIATES INC	WOMAN-OWNED	6,050		6,050
STILES OFFICE SOLUTIONS INC	WOMAN-OWNED	4,190	1,673	5,863
KCOM TRANSPORT SERVICES INC	WOMAN-OWNED		5,710	5,710
BAYSINGER DESIGN GROUP INC	WOMAN-OWNED	5,581		5,581
KATCO DEVELOPMENT INC	WOMAN-OWNED	5,375		5,375
CHEMCO INDUSTRIES INC	ASIAN AMERICAN		5,358	5,358
HH OFFICE INCORPORATED/ROGARDS OFFICE PLUS	WOMAN-OWNED		5,339	5,339
AM BUS COMPANY INCORPORATED	AFRICAN AMERICAN	1,170	3,981	5,151
MORRISSEY CONTRACTING	WOMAN-OWNED		5,130	5,130
PERFORMANCE MECHANICAL CONTRACTORS INC	WOMAN-OWNED	2,252	2,605	4,857
FIRECO INC	WOMAN-OWNED	3,206	1,564	4,770
MCDONOUGHWHITLOW PC	WOMAN-OWNED	4,744		4,744
BAUER LATOZA STUDIO LIMITED	HISPANIC AMERICAN		4,503	4,503
RD MCMILLEN ENTERPRISES INCORPORATED	WOMAN-OWNED	1,861	2,337	4,198
ROMERO STEEL COMPANY INC	HISPANIC AMERICAN	4,085		4,085
CRYSTAL CHEM INCORPORATED	ASIAN AMERICAN		4,066	4,066
CALUMET DECORATING SERVICE INC	WOMAN-OWNED	4,059		4,059
LANDSCAPE SOLUTIONS LLC	WOMAN-OWNED	2,000	2,000	4,000
SOUTHWEST SPRING INC	WOMAN-OWNED	3,964		3,964
JSR ENTERPRISES INC	AFRICAN AMERICAN		3,957	3,957
KSID INTERIORS INC	WOMAN-OWNED	3,916		3,916
RICHARDS GRAPHIC COMMUNICATIONS INC	WOMAN-OWNED	1,095	2,715	3,810
NATIONAL HVACDBA NATIONAL INSULATION INC	AFRICAN AMERICAN		3,703	3,703
EXTENDED HOME LIVING SERVICES INCORPORATED	WOMAN-OWNED	3,680		3,680
SANCHEZ ASSOCIATES PC	HISPANIC AMERICAN		3,628	3,628
ACTION BAG COMPANY	WOMAN-OWNED	3,060	536	3,596
S2O CONSULTANTS INC	WOMAN-OWNED	900	2,468	3,368
DASHCOINC	WOMAN-OWNED	3,336		3,336
COMMUNITY SUPPORT SYSTEMS	DISABLED/SHELTERED/REHABILITATION	1,260	1,890	3,150
EVERYTHING DIVISION 12 INC	WOMAN-OWNED	3,150		3,150
ARIES CHARTER TRANSPORTATION INCORPORATED	HISPANIC AMERICAN	918	2,174	3,092
WORLD OF PROMOTIONS	WOMAN-OWNED		3,037	3,037
THINK AND ASSOCIATES INCORPORATED	WOMAN-OWNED	1,500	1,500	3,000
US MESSENGER AND LOGISTICS INC/USM LOGISTICS US MESSENGER	HISPANIC AMERICAN	1,050	1,866	2,916

FY19 Q2 DIVERSITY SPEND BY VENDOR  
July 1, 2018 through December 31, 2018

VENDOR NAME	Minority-Category	FY19 Q1 (Through 9/30/2018)	FY19 Q2 (Through 12/31/2018)	FY19 (Through 12/31/2018)
NORTHPOINTE RESOURCES INCORPORATED	DISABLED/SHELTERED/REHABILITATION		2,875	2,875
MILHOUSE ENGINEERING CONSTRUCTION INC	AFRICAN AMERICAN	1,473	1,329	2,802
LAKE SHORE BUSINESS FORMS CO	WOMAN-OWNED	614	2,110	2,724
TOLTECH PLUMBING CONTRACTORS LLC	HISPANIC AMERICAN		2,712	2,712
KEANE FIRE SAFETY EQUIPMENT CO INC	WOMAN-OWNED	2,700		2,700
OMAR MEDICAL SUPPLIES INCORPORATED	AFRICAN AMERICAN	1,836	850	2,686
WORLD S PRINTING SPE	AFRICAN AMERICAN		2,634	2,634
ELECTRICAL RESOURCE MANAGEMENT	AFRICAN AMERICAN	2,589		2,589
MORENO ARCHITECTS LTD/JGMA	HISPANIC AMERICAN		2,583	2,583
VISTARA CONSTRUCTION SERVICES INC	ASIAN AMERICAN	2,500		2,500
UPLAND DESIGN LTD	WOMAN-OWNED	2,257		2,257
BURKE BURNS AND PINELLI LTD	WOMAN-OWNED	1,001	1,103	2,104
CLAY COUNTY REHABILITATION CENTER INCORPORATED	DISABLED/SHELTERED/REHABILITATION	1,235	688	1,922
HI-TEK ENVIRONMENTAL INC/STAT ANALYSIS CORP	ASIAN AMERICAN	359	1,495	1,854
HALLAGAN OFFICE SUPPLY	WOMAN-OWNED		1,834	1,834
AUDREY J WEINSTEIN DBA A WEINSTEIN AND ASSOCIATES	WOMAN-OWNED	985	812	1,797
CIVIL DESIGN INC	WOMAN-OWNED	1,796		1,796
UNDERLAND ARCHITECTURAL SYSTEMS INC	WOMAN-OWNED	1,777		1,777
TRANSITIONS NFP/THE PRINTER'S MARK	DISABLED/SHELTERED/REHABILITATION	1,690		1,690
CT MECHANICAL	WOMAN-OWNED		1,620	1,620
METAPHRASIS LANGUAGE AND CULTURAL SOLUTIONS LLC	HISPANIC AMERICAN	252	1,365	1,617
PRAIRIE ENGINEERS PC	WOMAN-OWNED		1,500	1,500
RTM ASSOCIATES INC	ASIAN AMERICAN	700	700	1,400
LINJEN PROMOTIONS INC	WOMAN-OWNED		1,374	1,374
THG FOODS INC/FOUR COURSES CATERING	AFRICAN AMERICAN		1,369	1,369
LEE-PERFECT TRANSCRIBING COMPANY INCORPORATED	WOMAN-OWNED		1,123	1,123
ALLASO PERFORMANCE SOLUTIONS INC	AFRICAN AMERICAN		1,000	1,000
ANAGNOS DOOR COMPANY INCORPORATED	WOMAN-OWNED	1,000		1,000
KENNEDY ASSOCIATESARCHITECTS INC	AFRICAN AMERICAN	1,000		1,000
SWETT ASSOCIATES	WOMAN-OWNED	960		960
TETRA MEDICAL SUPPLY CORP	WOMAN-OWNED	782		782
HIGH RISE SECURITY SYSTEMS LLC	HISPANIC AMERICAN		750	750
SJB PROMOTIONS INCORPORATED	WOMAN-OWNED	530	196	726
URBAN WORKS LTD	HISPANIC AMERICAN	704		704
BMK DESIGN LLC	WOMAN-OWNED	700		700
AN EXECUTIVE DECISION	WOMAN-OWNED	656		656
MULTILINGUAL CONNECTIONS LLC	WOMAN-OWNED		625	625
ANZY SUPPLY INC	WOMAN-OWNED	569		569
BJ'S TRANSPORTATION INC	AFRICAN AMERICAN		550	550
UNITED CEREBRAL PALSY OF LAND OF LINCOLN	DISABLED/SHELTERED/REHABILITATION	528		528
LESTER AND ROSALIE ANIXTER CENTER	DISABLED/SHELTERED/REHABILITATION		497	497
PROTYPE PRINTING INCORPORATED	WOMAN-OWNED	200	280	480
CUSTOM ENGINEERING INC	AFRICAN AMERICAN	450		450
CARSTENS INC/CARSTENS HEALTH INDUSTRIES	WOMAN-OWNED	101	339	439
MPSK INCORPORATED/SYBER TECHNOLOGY GROUP	AFRICAN AMERICAN	425		425
HUGH LIGHTING DESIGN LLC	ASIAN AMERICAN		398	398
EQUIPMENT INTERNATIONAL LTD	WOMAN-OWNED	322		322
A MAESTRANZI SONS KNIFE SERVICES LLC	HISPANIC AMERICAN	90	195	285
MEDICAL EXPRESS AMBULANCE SERVICE INCORPORATED	WOMAN-OWNED		272	272
JOSAM ACQUISITIONS LLC/GOOD TO GO FOOD	WOMAN-OWNED	243		243
CICERO MANUFACTURING AND SUPPLY COMPANY INCORPORATED	WOMAN-OWNED		210	210
KRISTIN OLSON DBA GRANTS GALORE	WOMAN-OWNED	200		200
TAYLOR STUDIOS INC	WOMAN-OWNED		159	159
DOCU-SHRED INCORPORATED	WOMAN-OWNED		150	150
ARC OF THE QUAD CITIES AREA	DISABLED/SHELTERED/REHABILITATION	45	45	90
MASSIE MASSIE ASSOCIATES INC	WOMAN-OWNED	22		22
	<b>TOTAL</b>	<b>20,848,925</b>	<b>17,593,279</b>	<b>38,442,203</b>



FY19 Q2 VETERAN SPEND BY VENDOR  
 July 1, 2018 through December 31, 2018

VENDOR NAME	Minority- Category	FY19 Q1 (Through 9/30/2018)	FY19 Q2 (Through 12/31/2018)	FY19 (Through 12/31/2018)
MIDDLETON CONSTRUCTION CONSULTING OF ILLINOIS LLC	SDVOSB	33,000	18,247	51,247
ESKENAZI FARRELL ASSOCIATES LLC	VOSB	15,367	27,345	42,712
JUNEAU ASSOCIATES INC PC	VOSB	20,405		20,405
3RD COAST IMAGING INCORPORATED	VOSB		16,121	16,121
EVANS CONSULTING SERVICES	VOSB	9,879	5,465	15,344
CHICAGO FIRE PROTECTION LLC	VOSB	6,816		6,816
	<b>TOTAL</b>	<b>85,468</b>	<b>67,178</b>	<b>152,646</b>