

# FY 2012 Tuition



## UNIVERSITY OF ILLINOIS

URBANA-CHAMPAIGN • CHICAGO • SPRINGFIELD

Prepared for Presentation to the  
Board of Trustees  
March 23, 2011

# Guaranteed Tuition Program

- Illinois legislation to provide predictability to parents for college education costs
- Provides an incentive to graduate in 4 years
- Affects undergraduate programs only
- Tuition rate for program set for 4 years for each incoming cohort
- Does not include fees or room and board
- 5<sup>th</sup> and 6<sup>th</sup> year move into following year cohort

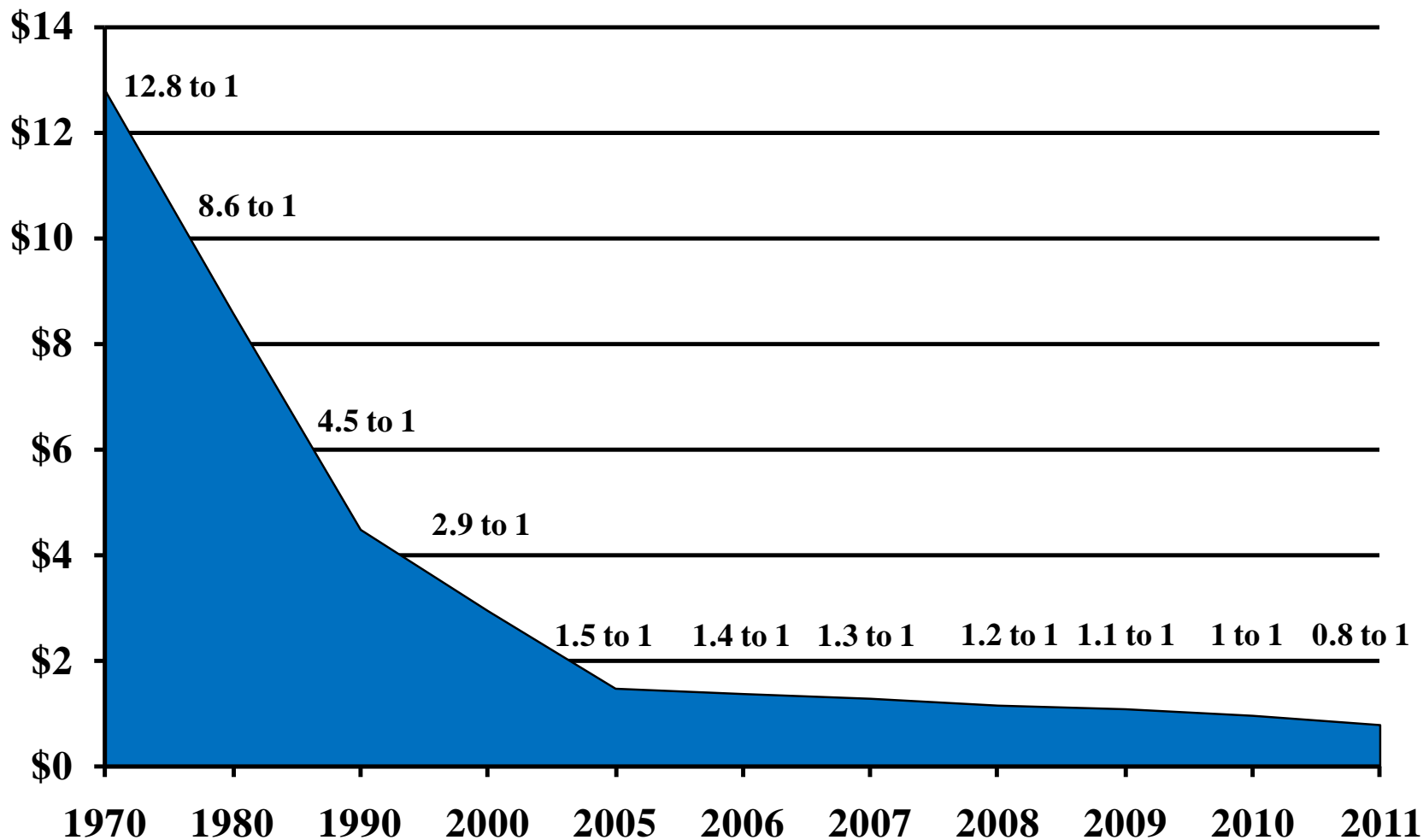
# TUITION RATE SETTING

## BOARD POLICY TO STABILIZE TUITION

### GOALS:

- Sustain Academic Quality and Affordability
- Address Crucial Operational Needs Including Financial Aid
- Keep Tuition Flat on an Inflation-adjusted Basis

# State Support Per Tuition Dollar FY 1970 – FY 2011

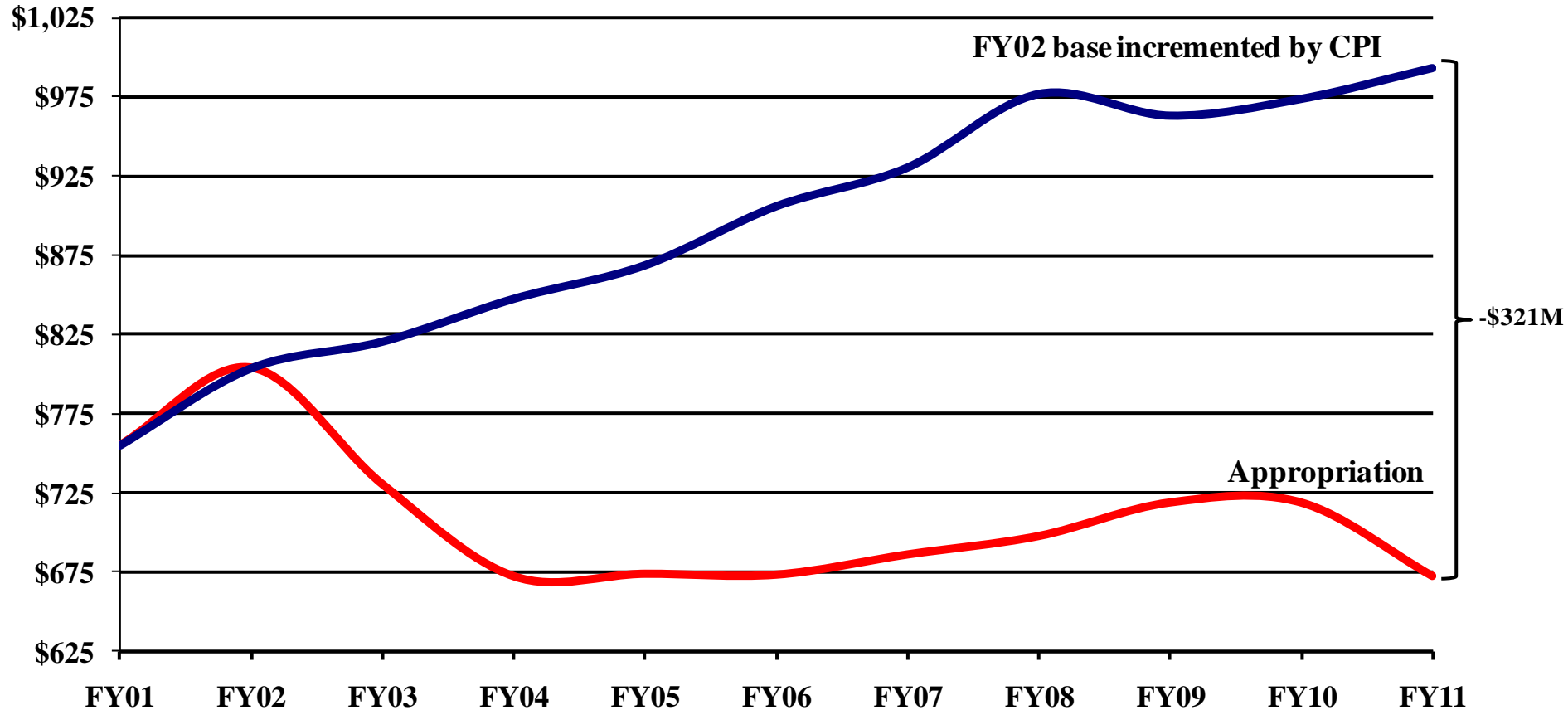


FY02-11 excludes health insurance re-direction to DHFS.  
 FY09 and FY11 exclude survey transfer.

# Direct State Tax Appropriations (GRF/EAF)

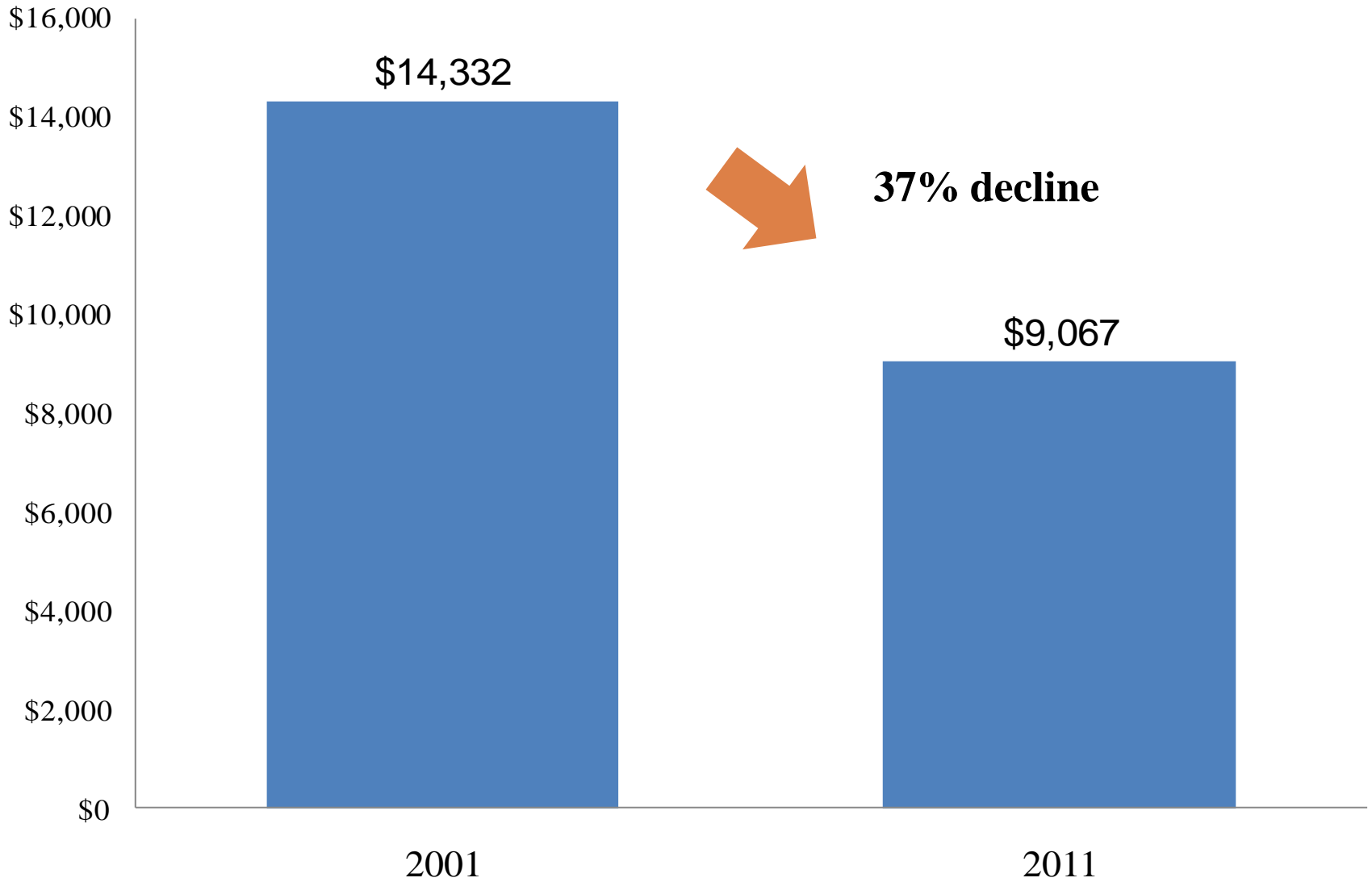
## FY 2001 – FY 2011

(Dollars in millions)



# Decline in State Support Per Student

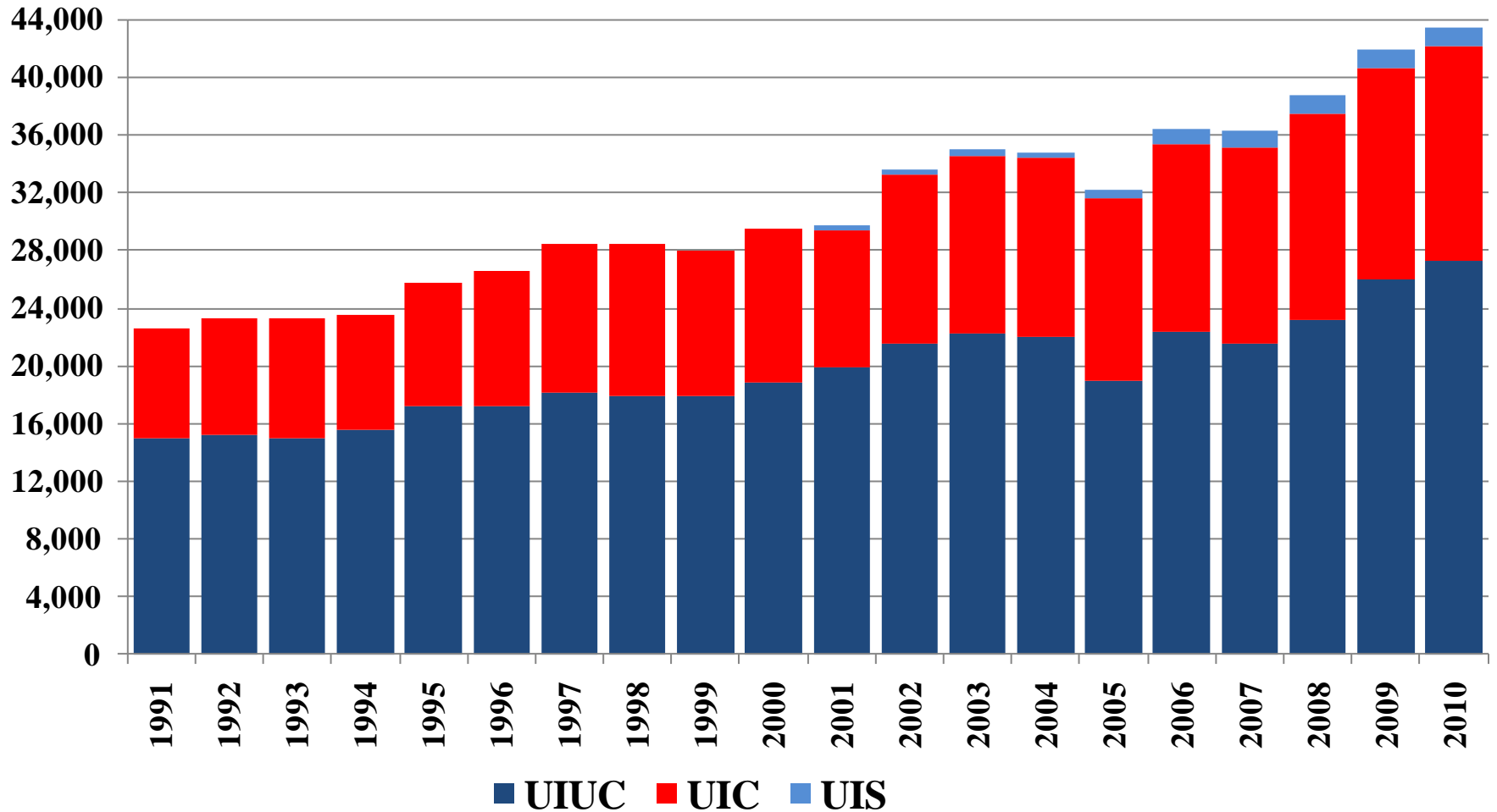
In FY 2011 CPI Adjusted Dollars



# First-Time Freshmen Applicants

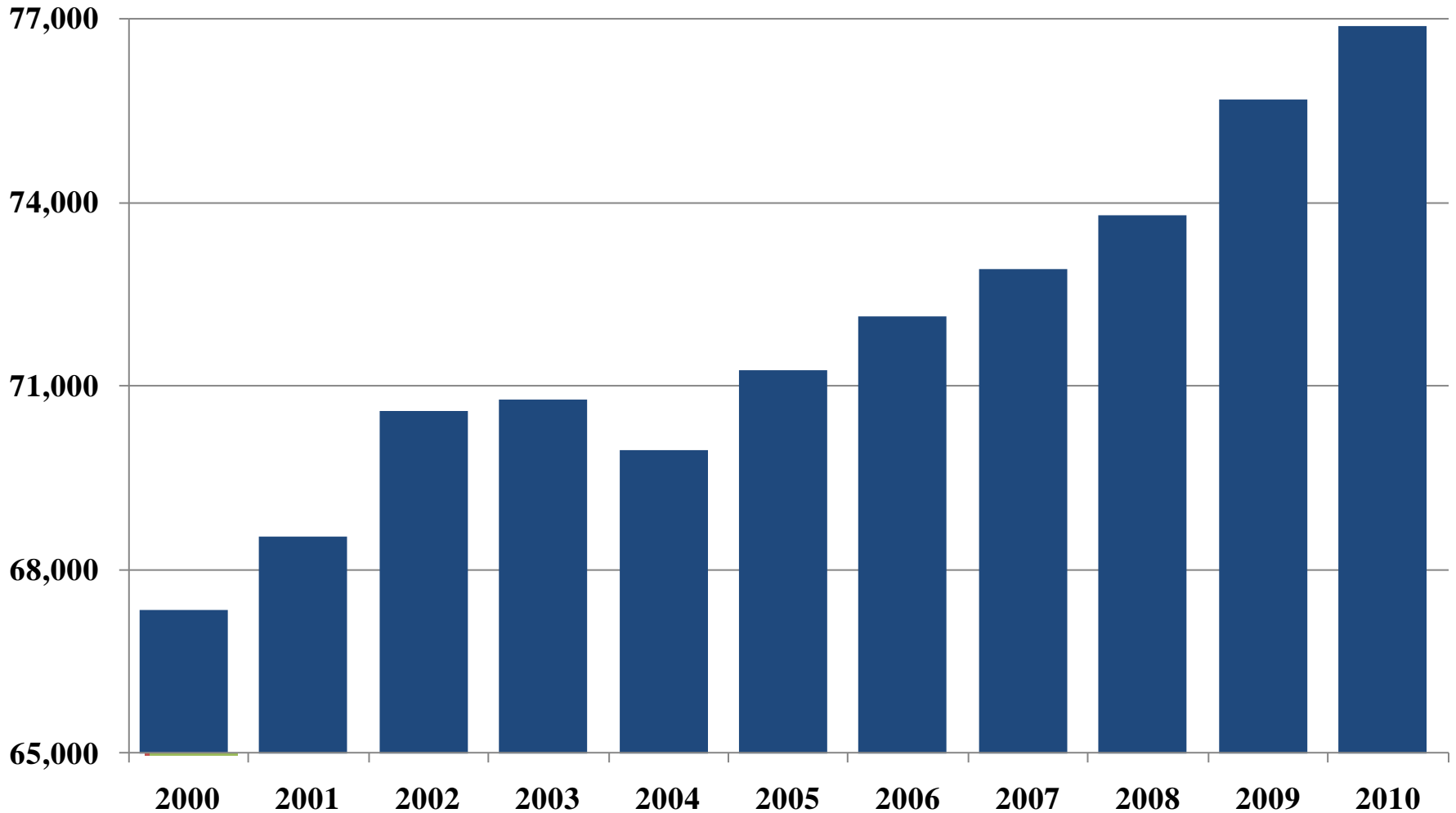
## All Campuses

### Fall 1991 to Fall 2010



# University of Illinois Total Enrollments All Levels

## Fall 2000 – Fall 2010

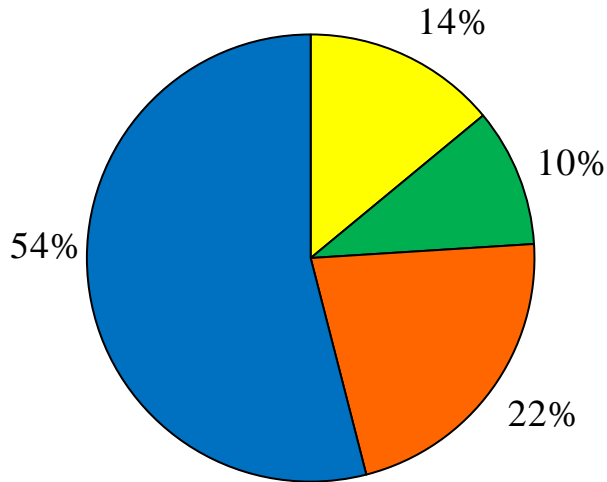




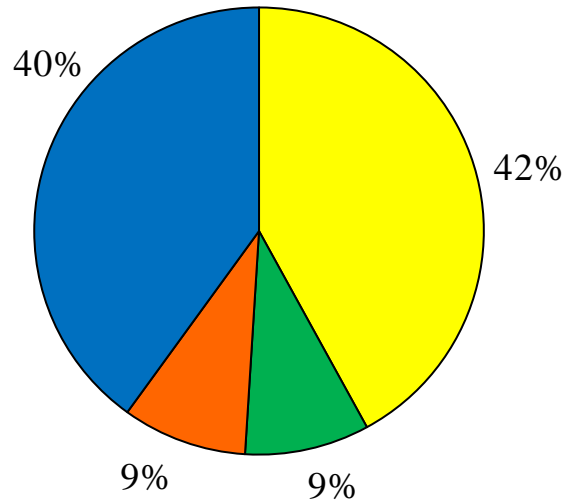
# University of Illinois

## Half the Full-time Undergraduate Students Pay Less than Sticker Price Fall 2010 – All Students

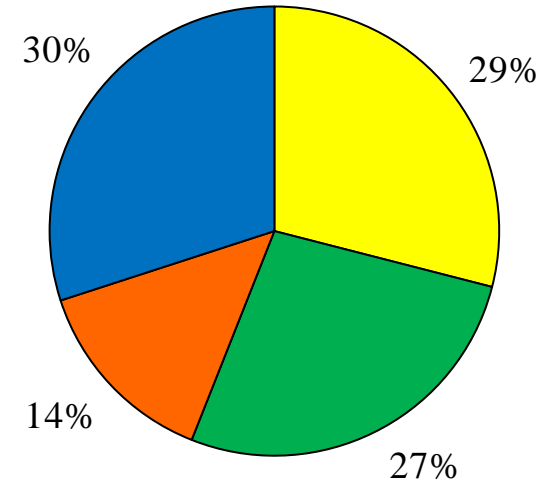
**Urbana-Champaign**



**Chicago**



**Springfield**



# Per Semester Tuition

with 6.9% Four Year Guarantee Increase

	<b>FY 2011</b>	<b>Preliminary Increase</b>	<b>FY 2012</b>
UIUC	\$ 5,193	\$ 359	\$ 5,552
UIC	\$ 4,567	\$ 315	\$ 4,882
UIS <sup>1</sup>	\$ 4,054	\$ 281	\$ 4,335

<sup>1</sup> per credit hour basis

# Preliminary FY 2012 Guaranteed Tuition, Fees, Room & Board New Undergraduate Students (Illinois Residents)

**Tuition Semester Rates for these students remains constant for 4 years**

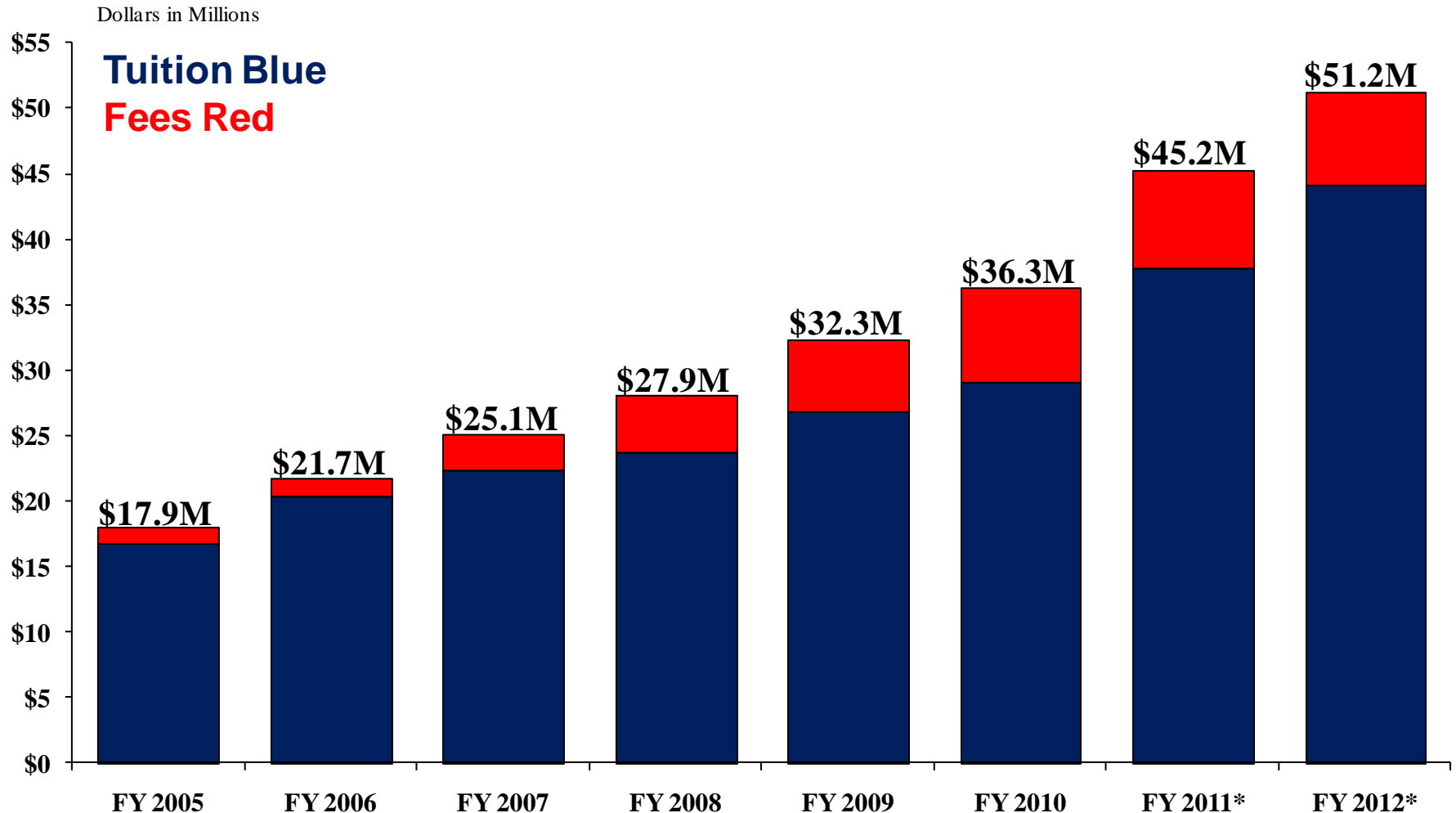
	UIUC				UIC				UIS			
	FY11	FY12	Dollar Change	%	FY11	FY12	Dollar Change	%	FY11	FY12	Dollar Change	%
<b>Tuition (6.9%)</b>	\$ 5,193	\$ 5,552	\$ 359	6.9%	\$ 4,567	\$ 4,882	\$ 315	6.9%	\$ 4,054	\$ 4,335	\$ 281	6.9%
<b>Fees</b>	1,636	1,655	19	1.2%	1,865	1,850	(15)	-0.8%	1,133	1,157	\$ 24	2.1%
<b>Subtotal</b>	\$ 6,829	\$ 7,207	\$ 378	5.5%	\$ 6,432	\$ 6,732	\$ 300	4.7%	\$ 5,187	\$ 5,492	\$ 305	5.9%
<b>Room &amp; Board</b>	4,543	4,726	183	4.0%	4,834	4,931	97	2.0%	4,700	4,835	\$ 135	2.9%
<b>Total</b>	\$11,372	\$11,933	\$ 561	4.9%	\$11,266	\$11,663	\$ 397	3.5%	\$ 9,887	\$10,327	\$ 440	4.4%

Fees include refundable fees and health insurance.

# University of Illinois

## Supplemental Financial Aid Expenditures

### FY 2005 - FY 2012



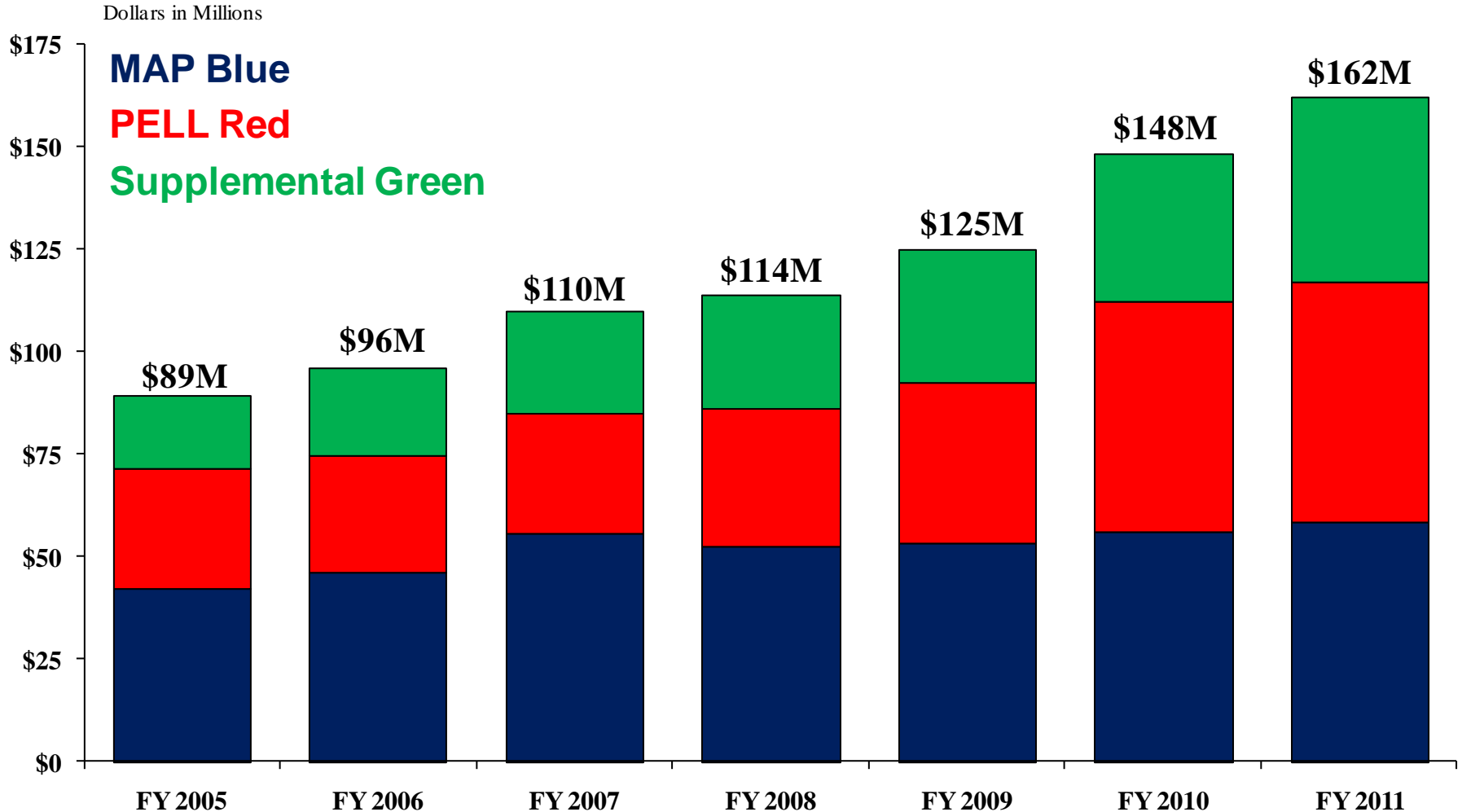
FY 2005-2012 all sources including fees.

\*FY 2010 Budgeted, FY 2011 Preliminary, FY 2012 Preliminary

# University of Illinois

## PELL, MAP and Supplemental Aid

### FY 2005 – FY 2011



# SUMMARY

- Direct State support continues to diminish
- Competition for top faculty and staff continues
- Half the undergraduates receive some form of need or merit based assistance
- In the past 10 years, the institutional need-based supplemental aid budget has increased from less than \$1 million to well over \$45 million