

Reported to the Board of Trustees  
May 16, 2019

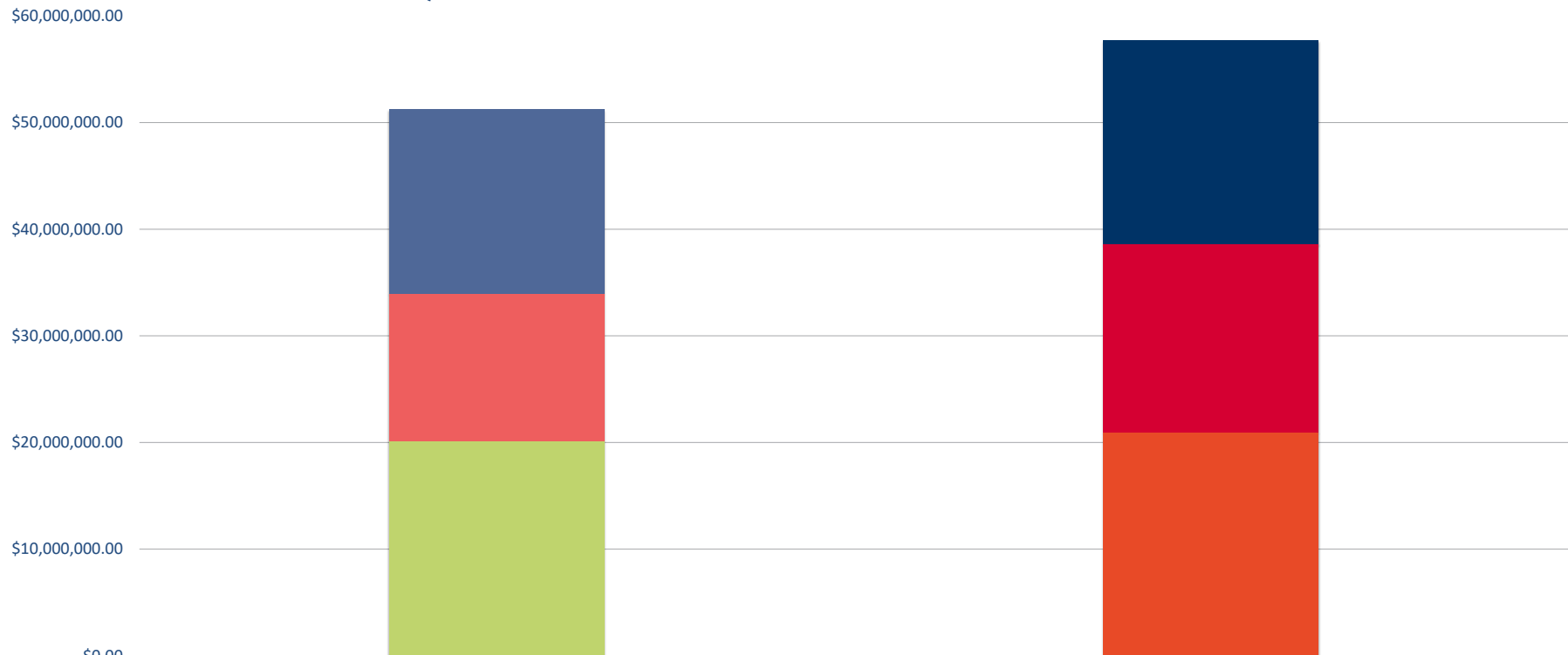
Board Meeting  
May 16, 2019

## **Diversity Report to the Board of Trustees**

### **University of Illinois**

Attached is a report that responds to the Board of Trustees' request for periodic information on diversity expenditures. The report lists expenditures by diversity vendor for the period of July 1, 2018 through March 31, 2019. The corresponding budget for fiscal year 2019 is \$6,829,297,000. The data are summarized in the first chart for capital and non-capital diversity expenditures in total, by campus and by category. The final charts lists total expenditures for the reporting period by diversity vendor.

**YEAR OVER YEAR RELATIVE QUARTER DIVERSE SPEND COMPARISON**

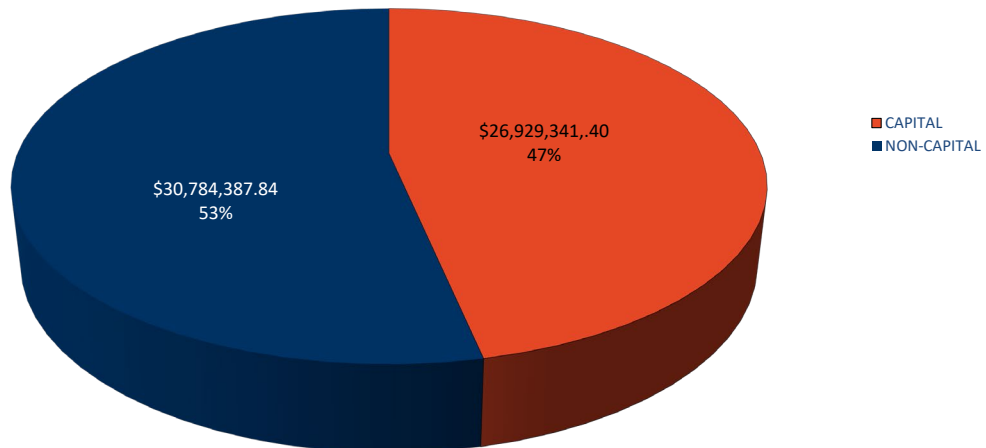


	FY18	FY19
FY19Q3		\$19,118,880
FY19Q2		\$17,660,457
FY19Q1		\$20,934,393
FY18Q3	\$17,299,799	
FY18Q2	\$13,810,395	
FY18Q1	\$20,144,662	

TOTAL EXPENSE BUDGET	\$6,829,297,000.00
PAYMENTS ON BEHALF	-\$1,768,523,000.00
UNRESTRICTED FUNDS NOT SUBJECT TO GOAL	-\$1,745,605,000.00
RESTRICTED FUNDS NOT SUBJECT TO GOAL	-\$1,748,651,000.00
OTHER AUTOMATIC EXEMPTIONS	-\$260,695,620.00
TOTAL BUDGET SUBJECT TO GOAL WITHOUT EXEMPTIONS	\$1,305,822,380.00

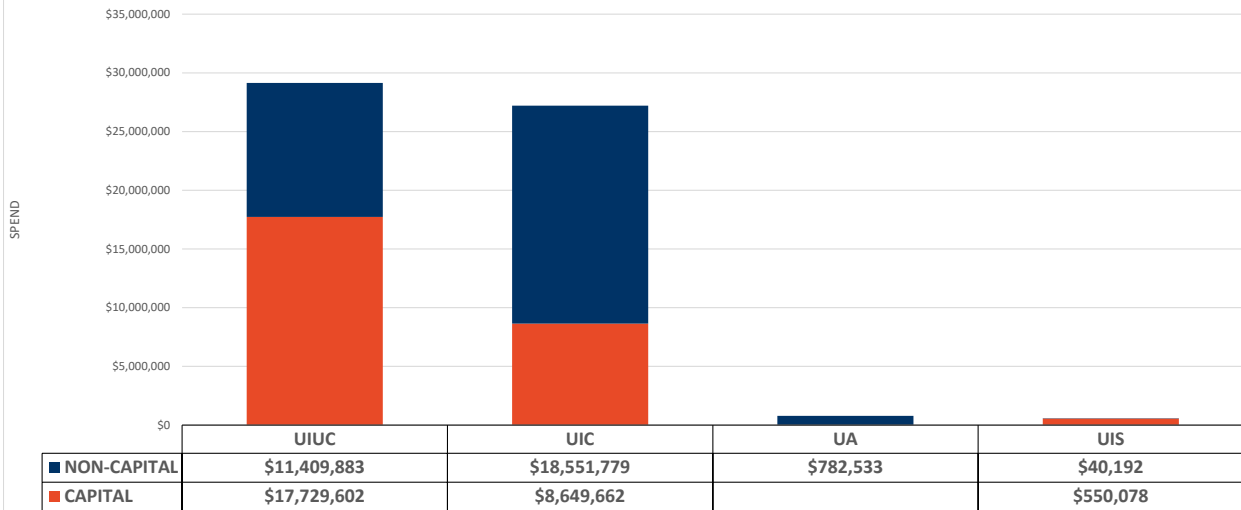
FY19Q3 EXPENDITURES	\$1,237,987,626.40
FY19Q3 DIVERSE SPEND	\$57,713,729.24

**FY19 Capital & Non-Capital Diversity Spend Report Expenditures (Through 3/31/2019)**

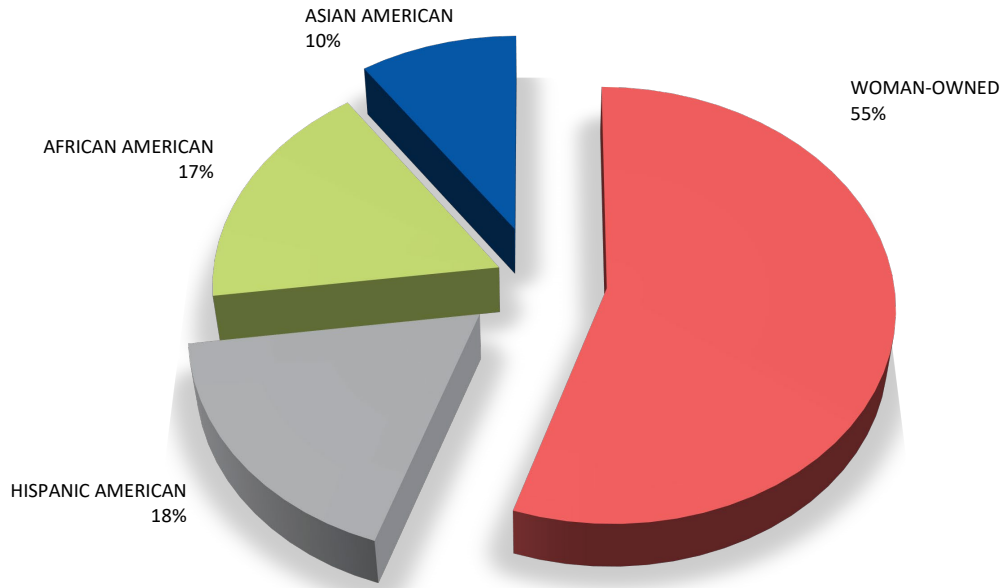


**Grand Total = \$57,713,729.24**

**FY19 Capital & Non-Capital Diversity Spend Report Expenditures by Campus (Through 3/31/2019)**



**FY19Q3 Diversity Spend Report Expenditures Category  
(Through 3/31/2019)**



FY19 Q3 DIVERSITY SPEND BY VENDOR  
July 1, 2018 through March 31, 2019

VENDOR NAME	Minority-Category	FY19 Q1 (Through 9/30/2018)	FY19 Q2 (Through 12/31/2018)	FY19 Q3 (Through 3/31/2019)	FY19 (Through 3/31/2019)
CHICAGO LIGHTHOUSE FOR PEOPLE WHO ARE BLIND AND VISUALLY I	DISABLED/SHELTERED/REHABILITATION	1,772,197	1,194,416	2,239,087	5,205,699
VON ALST OPERATING LLC	WOMAN-OWNED	138,320	981,485	981,485	2,101,290
MLN ENTERPRISE	WOMAN-OWNED	730,995	594,827	594,827	1,920,650
PRECISION BUILDERS ASSOCIATES INC	WOMAN-OWNED	952,695	450,764	450,764	1,854,224
PIER GROUP LLC	WOMAN-OWNED	474,136	757,737	619,114	1,850,987
PMJ ENTERPRISES INC	HISPANIC AMERICAN	1,132,796	282,444	282,444	1,697,684
AUTUMN CONSTRUCTION SERVICES INC	WOMAN-OWNED	791,642	419,874	348,088	1,559,604
CK UNITED SHEET METAL AND MECHANICAL INC	AFRICAN AMERICAN		701,640	701,640	1,403,280
JP EXCAVATING AND TRUCKING	AFRICAN AMERICAN	488,009	446,087	446,087	1,380,183
MIDWAY CONTRACTING GROUP LLC	HISPANIC AMERICAN	1,150,298	126,930	100,330	1,377,558
MECCOR INDUSTRIES LTD	ASIAN AMERICAN	565,690	359,827	433,456	1,358,973
CORPORATE TRAVEL PLANNERS INCORPORATED	WOMAN-OWNED	110,780	252,030	948,054	1,310,864
TILTON KELLY AND BELL LLC	WOMAN-OWNED	347,558	608,251	231,412	1,187,221
COMMERCIAL FLOOR COVERING INC/TSI COMMERCIAL FLOOR COVERING	WOMAN-OWNED	684,493	235,173	247,916	1,167,581
MOODY NOLAN INCORPORATED	AFRICAN AMERICAN	307,809	530,502	314,946	1,153,256
FICEK ELECTRIC AND COMMUNICATION SYSTEMS INCORPORATED	WOMAN-OWNED	443,307	291,191	291,287	1,025,785
GLESCO ELECTRIC INCORPORATED	WOMAN-OWNED	512,340	219,741	201,970	934,050
ACCEL CONSTRUCTION SERVICES GROUP LLC	HISPANIC AMERICAN	166,117	490,483	258,014	914,615
OLYMPIC CONSTRUCTION COMPANY LLC	WOMAN-OWNED	231,581	206,042	473,427	911,050
KRUT'S ELECTRIC INCORPORATED	WOMAN-OWNED	332,430	225,872	301,801	860,103
PACE SYSTEMS INC	ASIAN AMERICAN	437,230	138,846	227,617	803,692
LCM ARCHITECTS LLC	DISABLED/SHELTERED/REHABILITATION	73,130	252,525	346,061	671,715
BAUTISTA ELECTRIC ENTERPRISES INC	HISPANIC AMERICAN	159,715	224,361	254,611	638,687
OLD VETERAN CONSTRUCTION INC	HISPANIC AMERICAN	31,249	375,688	220,712	627,648
G COOPER OIL COMPANY INC	WOMAN-OWNED	216,937	180,165	212,853	609,954
REAL DESIGNS INC	WOMAN-OWNED	577,216	15,450	15,450	608,116
TITAN INDUSTRIES INC	WOMAN-OWNED	413,097	72,685	72,685	558,467
EVERY BLOOMIN INDUSTRIAL SUPPLYINC	WOMAN-OWNED	172,181	191,203	191,203	554,586
BAILEY EDWARD DESIGN INC	WOMAN-OWNED	86,035	221,878	242,520	550,432
RELIABLE CONTRACTING AND EQUIPMENT CO	ASIAN AMERICAN	400,883	53,291	53,291	507,465
KAVE INC	WOMAN-OWNED	166,552	91,405	245,615	503,572
UJAMAA CONSTRUCTION INCORPORATED	AFRICAN AMERICAN	305,281	6,435	184,890	496,606
MBB ENTERPRISES OF CHICAGO INC	WOMAN-OWNED	150,322	168,507	168,507	487,336
MARKET CONTRACTING SERVICE INC	HISPANIC AMERICAN	306,187	92,853	73,776	472,815
ON THE JOB CONSULTING INC/PIXO	WOMAN-OWNED	146,469	189,539	119,933	455,940
NEW BEGINNINGS CONTRACTORS INC	AFRICAN AMERICAN	242,306	103,759	103,759	449,824
ANDERSON LOCK COMPANY LTD	WOMAN-OWNED	50,082	199,384	197,249	446,715
RUBINOS AND MESIA ENGINEERS INC	ASIAN AMERICAN	195,981	94,059	156,131	446,171
SHEN MILSOM WILKE LLC	ASIAN AMERICAN	89,233	164,399	164,399	418,032
ORDAZ CONSTRUCTION AND SUPPLY INC	HISPANIC AMERICAN		202,725	202,725	405,450
COOK FASSER ASSOCIATES INCORPORATED	WOMAN-OWNED	78,982	162,702	162,942	404,626
JOHNSON LASKY KINDELIN ARCHITECTS INC	WOMAN-OWNED	80,381	105,841	193,208	379,429
CAD CONSTRUCTION INC	WOMAN-OWNED	50,052	156,255	156,255	362,562
JRH ENTERPRISES INC	WOMAN-OWNED	97,164	123,062	123,062	343,289
INTERNATIONAL QUALITY CONTRACTING INC	AFRICAN AMERICAN		270,270	71,598	341,869
ROBERT L MILLER ASSOCIATES INC	AFRICAN AMERICAN	83,866	120,138	120,138	324,142
SNTIAL TECHNOLOGIES INCORPORATED	ASIAN AMERICAN	93,780	106,213	106,304	306,296
PUGH JONES AND JOHNSON PC	AFRICAN AMERICAN	27,291	193,511	43,339	264,141
COTTER CONSULTING INC	WOMAN-OWNED	152,333	43,193	43,193	238,719
ELECTRONIC KNOWLEDGE INTERCHANGE COMPANY	AFRICAN AMERICAN	45,020	60,318	129,420	234,758
JAMESON SHEET METAL INC	WOMAN-OWNED	229,762			229,762
CCS INTERNATIONAL INC	ASIAN AMERICAN	40,181	93,948	93,948	228,076
PRAIRIE FIRE SPRINKLER INC	WOMAN-OWNED	143,252	60,732	8,725	212,709
BIOFOAM INC	WOMAN-OWNED		105,840	105,840	211,680
CPMH CONSTRUCTION INC	HISPANIC AMERICAN		210,600		210,600
BRANDENBURGER PLUMBING INC	HISPANIC AMERICAN	102,970	10,210	90,513	203,693
DAVIS DAVIS GENERAL CONSTRUCTION AND CONCRETE INC	AFRICAN AMERICAN	73,789	63,593	63,593	200,976
GARTH BUILDING PRODUCTS SERVICES	AFRICAN AMERICAN		100,240	100,240	200,480
MONTERREY SECURITY CONSULTANTS INC	HISPANIC AMERICAN	42,616	155,848		198,465
DESIGN AIR INC	AFRICAN AMERICAN	197,169			197,169
SUPPLIED INDUSTRIAL SOLUTIONS INC	AFRICAN AMERICAN		98,312	98,312	196,624
PREMIER STAFFING SOURCE INC	AFRICAN AMERICAN	35,130	73,747	83,153	192,030
ONEILL CONTRACTORS INCORPORATED	WOMAN-OWNED	129,501		54,902	184,403
SOUTHLAND CUSTOM DECORATING INC	WOMAN-OWNED	107,430	54,423	21,000	182,853
WEBB ENGINEERING SERVICES INC	AFRICAN AMERICAN	60,440	60,500	60,500	181,440
KA REBAR	WOMAN-OWNED	41,921	67,581	67,581	177,083
COMMAND MECHANICAL GROUP	HISPANIC AMERICAN		85,343	85,343	170,686
PEDIATRIC INTERACTIONS INCORPORATED	WOMAN-OWNED	20,928	69,529	78,632	169,090
EXPRESS ELECTRIC SUPPLY	AFRICAN AMERICAN	12,852	76,658	76,658	166,167
PRAIRIE RESTORATIONS INCORPORATED	WOMAN-OWNED	45,027	19,759	98,555	163,341
ESCARPITA CONSTRUCTION COMPANY INC	HISPANIC AMERICAN	121,691	20,484	20,484	162,659
STOCKS BUSINESS FURNITURE INC/STOCKS OFFICE FURNITURE	WOMAN-OWNED	36,127	16,115	110,038	162,279
FRANKLYNN INC/CHEMICAL MAINTENANCE INC CMI	WOMAN-OWNED	38,724	64,076	58,057	160,857
MUNDO DEVELOPMENT COMPANY	HISPANIC AMERICAN	110,562	50,286		160,848
A LUCAS SONS STEEL	WOMAN-OWNED	106,094	27,092	27,092	160,278
CARNOW CONIBEAR AND ASSOC LTD	WOMAN-OWNED	22,216	67,621	65,885	155,722
INTER-CITY SUPPLY COMPANY INC	AFRICAN AMERICAN	82,685	50,809	21,543	155,037
CERVANTES GROUP	HISPANIC AMERICAN			153,211	153,211
VEYA INC	AFRICAN AMERICAN	152,290			152,290
RADA ARCHITECTS LTD	WOMAN-OWNED	46,413	11,013	85,627	143,053
DAVID MASON ASSOCIATES OF ILLINOIS LTD	AFRICAN AMERICAN	29,386	56,397	56,397	142,179
SELECT CONTRACTING LLC	WOMAN-OWNED	14,850	63,658	63,658	142,166
ALTUSWORKS INCORPORATED	WOMAN-OWNED	8,342	71,947	54,102	134,390
NESTBUILDERS INC DBA DBHMS	HISPANIC AMERICAN	50,591	40,170	40,170	130,931
AMERICAN SURVEYING AND ENGINEERING PC	HISPANIC AMERICAN			129,502	129,502
FUHRMANN ENGINEERING INC	WOMAN-OWNED	6,980	89,564	30,924	127,468
MEP INFRASTRUCTURE SOLUTIONS INCORPORATED	HISPANIC AMERICAN	95,235	15,000	4,305	114,540
SLG INNOVATION INC	AFRICAN AMERICAN	35,568	43,833	34,364	113,764
CCJM ENGINEERS LTD	ASIAN AMERICAN	67,000	22,000	22,000	111,000
RESOURCE ONE OF ILLINOIS LTD	WOMAN-OWNED	60,063	10,454	40,423	110,940
DEVELOPMENTAL SERVICES CENTER	DISABLED/SHELTERED/REHABILITATION	34,042	26,763	44,606	105,411

FY19 Q3 DIVERSITY SPEND BY VENDOR  
July 1, 2018 through March 31, 2019

VENDOR NAME	Minority-Category	FY19 Q1 (Through 9/30/2018)	FY19 Q2 (Through 12/31/2018)	FY19 Q3 (Through 3/31/2019)	FY19 (Through 3/31/2019)
J-MAC ASSOCIATES LIMITED	WOMAN-OWNED	50,995	51,544		102,539
PHD SERVICES LLC	WOMAN-OWNED	32,324	49,906	19,621	101,851
STUDIO V DESIGN INCORPORATED	ASIAN AMERICAN	28,800		71,810	100,610
TERRA DEMOLITION	HISPANIC AMERICAN	99,538	404		99,942
WOLF ELECTRIC INCORPORATED	WOMAN-OWNED	27,411	8,515	63,670	99,596
PRIMERA ENGINEERS LTD	WOMAN-OWNED	1,435	64,877	33,224	99,536
PUBLIC COMMUNICATIONS INCORPORATED	WOMAN-OWNED	10,055	46,843	40,825	97,723
JF CARPENTRY SERVICES INC	HISPANIC AMERICAN	96,287			96,287
NES INC	HISPANIC AMERICAN	24,300	34,290	34,290	92,879
PAUL HERRERA CONSTRUCTION LTD	HISPANIC AMERICAN	85,927	1,700		87,627
VIVA USA INCORPORATED	ASIAN AMERICAN	6,271	14,828	64,417	85,516
DOYLE AND ASSOCIATES	WOMAN-OWNED		80,332		80,332
WATTS COPY SYSTEMS INC	WOMAN-OWNED	18,432	29,845	28,021	76,298
NEAL AND LEROY LLC	AFRICAN AMERICAN	16,477	23,441	34,446	74,363
EVERGREEN SUPPLY	WOMAN-OWNED	15,172	29,419	29,419	74,010
LIVEWIRE ELECTRICAL SYSTEMS INCORPORATED	AFRICAN AMERICAN	57,977	8,676	6,655	73,308
ARCHITRAVE LTD	HISPANIC AMERICAN	8,713	64,106		72,819
BELLA BAGNO INC	WOMAN-OWNED	28,638	21,637	19,673	69,948
MILLER BUILDING GROUP	AFRICAN AMERICAN	67,050			67,050
CHICAGO COMMUNICATIONS LLC	WOMAN-OWNED	3,791	56,079	4,833	64,702
CMMS EXCELERATION INCORPORATED	WOMAN-OWNED			63,591	63,591
IMC CONNECT INC	AFRICAN AMERICAN	61,756			61,756
ELETE CONSTRUCTION AND ENVIRONMENTAL INC	AFRICAN AMERICAN	36,395	17,255	6,500	60,150
UNIVERSAL INSULATION INC	HISPANIC AMERICAN	33,000	13,530	13,530	60,060
F J ROBINSONS CONTRACTING	AFRICAN AMERICAN	10,520	23,972	23,972	58,463
LEAD IT CORPORATION	ASIAN AMERICAN	28,560	18,130	10,640	57,330
GLOBAL WATER TECHNOLOGY INC	HISPANIC AMERICAN	29,270	18,446	9,601	57,317
JM POLCURR INC	HISPANIC AMERICAN	50,765	4,496	1,787	57,047
J MAC ASSOCIATES LIMITED	WOMAN-OWNED			56,067	56,067
NATIONAL PAINTING INCORPORATED	WOMAN-OWNED	45,841	2,420	7,660	55,921
TERRA ENGINEERING LTD	WOMAN-OWNED	19,582	17,730	17,730	55,042
JSR ENTERPRISES INC	AFRICAN AMERICAN		3,957	50,600	54,557
THE RODERICK GROUP DBA ARDMORE RODERICK	AFRICAN AMERICAN	2,468	51,673		54,141
MJB DECORATING INC	WOMAN-OWNED	40,431	8,036	5,616	54,083
MACK CONSTRUCTION SERVICESLLC	ASIAN AMERICAN	54,000			54,000
MODE ARCHITECTS PC	ASIAN AMERICAN	22,377	15,596	15,596	53,569
TABITHA VENTURES INC	AFRICAN AMERICAN		26,119	26,119	52,238
PRODUCTION DISTRIBUTION COMPANIES	AFRICAN AMERICAN	23,989	15,492	12,707	52,187
MIDWEST MOVING AND STORAGE INC	HISPANIC AMERICAN	7,175	22,475	21,480	51,130
SUPERIOR FLOOR COVERING INCORPORATED	WOMAN-OWNED	6,659	19,736	24,456	50,850
TERRY GUEN DESIGN ASSOCIATES INC	ASIAN AMERICAN		25,320	25,320	50,639
NEW ERA PAINTING INC	HISPANIC AMERICAN	27,975	10,970	9,629	48,574
EVA DESIGN AND ENGINEERING LLC	ASIAN AMERICAN	48,059			48,059
NEW STAR INC	DISABLED/SHELTERED/REHABILITATION	33,102	13,868	290	47,260
ENVIRONMENTAL DESIGN INTERNATIONAL INC	AFRICAN AMERICAN	39,101	4,005	4,005	47,111
DAS CONSULTING SERVICES LLC	ASIAN AMERICAN	39,298	3,843	3,843	46,985
DEKAYO CORPORATION	HISPANIC AMERICAN		22,860	22,860	45,720
POOL ADMINISTRATORS INCORPORATED	WOMAN-OWNED	14,629	16,278	13,934	44,841
NOVAMED INC	ASIAN AMERICAN	18,200	12,629	13,614	44,443
ILLINI SUPPLY INCORPORATED	WOMAN-OWNED	18,164	23,899	2,360	44,423
AMAZING EDIBLES LTD	HISPANIC AMERICAN	3,875	39,855		43,729
DYNAMIC HEATING AND PIPING COMPANY	HISPANIC AMERICAN	1,573	41,970		43,543
MURER CONSULTANTS INCORPORATED	WOMAN-OWNED			43,492	43,492
PANIAGUA GROUP INC	HISPANIC AMERICAN	41,391	858	363	42,612
BROOK ARCHITECTURE INC	AFRICAN AMERICAN			42,159	42,159
STEARNOJLEKAR LTD	ASIAN AMERICAN	22,388	9,297	9,297	40,982
AC GENTROL INCORPORATED	ASIAN AMERICAN	24,284	8,255	8,255	40,793
WE'RE CLEANING INC	AFRICAN AMERICAN	12,249	18,364	9,274	39,886
LA GRANGE CRANE SERVICE INC	WOMAN-OWNED	39,200			39,200
QC ENTERPRISES INC	WOMAN-OWNED	1,425	18,572	18,572	38,569
CODE ENGINEERING SERVICES	AFRICAN AMERICAN		11,800	26,200	38,000
S AND F CONSULTANCY INC	ASIAN AMERICAN			37,976	37,976
CRISTINA FOODS INC	HISPANIC AMERICAN		15,192	22,103	37,295
BAUER LATOZA STUDIO LIMITED	HISPANIC AMERICAN		4,503	32,600	37,103
BENFORD BROWN AND ASSOCIATES LLC	AFRICAN AMERICAN			35,800	35,800
M AND G GRAPHICS INC	WOMAN-OWNED	16,035	8,325	10,320	34,680
AIR DESIGN SYSTEMS INC	WOMAN-OWNED			34,392	34,392
URBAN WORKS LTD	HISPANIC AMERICAN	704		33,265	33,969
GARCES PLUMBING CONTRACTORS	HISPANIC AMERICAN	33,354		235	33,589
JACOBSRYAN ASSOCIATES	WOMAN-OWNED	4,550	13,650	13,650	31,850
MAESTROS VENTURES LLC	HISPANIC AMERICAN		15,423	15,423	30,847
MZI BUILDING SERVICES INC/MZI GROUP INC	HISPANIC AMERICAN	12,325	8,080	9,945	30,350
HIKESLER ASSOCIATES INC	WOMAN-OWNED	5,249	12,447	12,447	30,142
CG CONSTRUCTION SUPPLY COMPANY INC	AFRICAN AMERICAN	30,096			30,096
BRUSH ARCHITECTS LLC	WOMAN-OWNED	30,089			30,089
LOPEZ MARTIN AND ASSOCIATES INC/PURPLE GROUP	HISPANIC AMERICAN	20,100	9,900		30,000
ANZY SUPPLY INC	WOMAN-OWNED	569		29,333	29,903
BPI TESTING LLC	WOMAN-OWNED	15,542	6,669	6,669	28,880
JADE MECHANICAL SERVICES LLC	WOMAN-OWNED			27,665	27,665
BOSWELL BUILDING CONTRACTORS INC	WOMAN-OWNED	27,225			27,225
OCCUPATIONAL TRAINING AND SUPPLY INC	WOMAN-OWNED	9,738	2,372	13,756	25,866
ENBEE PAINTING AND DECORATING INCORPORATED	WOMAN-OWNED		24,546		24,546
RES CONSTRUCTION INC	HISPANIC AMERICAN	15,669	8,221		23,890
YAGLA ENGINEERING SERVICES INC	WOMAN-OWNED	4,917	9,291	9,291	23,499
EKLA CORPORATION	ASIAN AMERICAN		23,381		23,381
T CASTRO PRODUCE INC	DISABLED/SHELTERED/REHABILITATION			23,371	23,371
314E CORPORATION	ASIAN AMERICAN	23,200			23,200
EXPRESS BUSINESS PRODUCTS LLC	WOMAN-OWNED	7,029	8,565	7,019	22,612
NOVAREST INC	WOMAN-OWNED	8,184		14,421	22,605
ACACIA FINANCIAL GROUP INC	WOMAN-OWNED	7,500	7,500	7,500	22,500
AM BUS COMPANY INCORPORATED	AFRICAN AMERICAN	1,170	3,981	17,106	22,257

FY19 Q3 DIVERSITY SPEND BY VENDOR  
July 1, 2018 through March 31, 2019

VENDOR NAME	Minority-Category	FY19 Q1 (Through 9/30/2018)	FY19 Q2 (Through 12/31/2018)	FY19 Q3 (Through 3/31/2019)	FY19 (Through 3/31/2019)
METAPHRASIS LANGUAGE AND CULTURAL SOLUTIONS LLC	HISPANIC AMERICAN	252	1,365	20,384	22,000
ELECTRICAL CONTRACTORS INC	WOMAN-OWNED	8,701	10,875	2,025	21,601
BRIDGEWAY INCORPORATED	DISABLED/SHELTERED/REHABILITATION	8,390	13,210		21,600
TAYLOR STUDIOS INC	WOMAN-OWNED		159	19,995	20,154
HYGIENEERING INC	WOMAN-OWNED	8,316		11,013	19,329
YOUR PARTNER PROMOTIONS INC	WOMAN-OWNED		16,347	2,690	19,037
GRANT LAW LLC	AFRICAN AMERICAN		19,029		19,029
GORDON ELECTRIC SUPPLY	WOMAN-OWNED	1,028	11,484	6,460	18,972
JEET INCORPORATED	WOMAN-OWNED	10,320	7,225	1,035	18,580
SANCHEZ AND DANIELS AND HOFFMAN LLP	HISPANIC AMERICAN	8,957	2,375	7,008	18,341
ENVISION UNLIMITED	DISABLED/SHELTERED/REHABILITATION		18,000		18,000
ABITUA SEWER WATER AND PLUMBING	HISPANIC AMERICAN	17,010		926	17,936
COMPQSOFT INCORPORATED	ASIAN AMERICAN	17,690			17,690
SUNRISE HITEK GROUP LLC/SUNRISE DIGITAL	ASIAN AMERICAN	2,804	14,523		17,327
KAIZEN HEALTH	WOMAN-OWNED	14,628	2,345		16,973
TRC WORLDWIDE ENGINEERING INC/TRC WORLDWIDE ENGINEERING(MEP)	ASIAN AMERICAN	16,568			16,568
SOUTH PARK CONSTRUCTION INC	AFRICAN AMERICAN	16,566			16,566
NAYYAR NAYYAR INTERNATIONAL INC	ASIAN AMERICAN		8,250	8,250	16,500
ORNELAS CONSTRUCTION COMPANY	HISPANIC AMERICAN	5,972	9,690		15,662
SALUS INC	HISPANIC AMERICAN	15,125			15,125
WORLD OF PROMOTIONS	WOMAN-OWNED		3,037	12,070	15,107
INTERACTIVE DESIGN INC	AFRICAN AMERICAN	15,047			15,047
CENSEO GROUP LLC	WOMAN-OWNED		15,000		15,000
SEICO INC	DISABLED/SHELTERED/REHABILITATION	1,734	5,876	7,193	14,803
VIRTUAL ENERGY SOLUTIONS INC	HISPANIC AMERICAN		7,289	7,289	14,578
JEM DEVELOPMENT INC	WOMAN-OWNED	2,565	5,985	5,985	14,535
BIENALI PROMOTIONS LLC	HISPANIC AMERICAN	2,545	11,306		13,851
CT MECHANICAL	WOMAN-OWNED		1,620	12,030	13,650
PROGRESSIVE INDUSTRIES INC	WOMAN-OWNED	5,227	4,337	3,844	13,409
RELIABLE ENVIRONMENTAL SOLUTIONS INCORPORATED	WOMAN-OWNED	8,338	1,605	3,230	13,173
CONTINENTAL TRANSPORTATION SOLUTIONS INC	WOMAN-OWNED		10,799	2,321	13,120
CHRISTY WEBBER AND CO/CHRISTY WEBBER LANDSCAPES	WOMAN-OWNED	8,302	2,175	2,320	12,797
M AND M MANAGERIAL SERVICE INC	HISPANIC AMERICAN	12,780			12,780
HEALTH EDUCATION RESEARCH ASSOCIATES INC	WOMAN-OWNED	4,726	2,797	2,797	10,320
JANELLE LOGSDON DBA CHAMPAIGN MEDIA CONSULTING	WOMAN-OWNED	3,440	6,880		10,320
MORRISSEY CONTRACTING	WOMAN-OWNED		5,130	5,130	10,260
NANCY VERBOUT DBA THREAD LETTERS	WOMAN-OWNED	4,072	3,153	2,994	10,218
DYNAMIX ENGINEERING LTD	AFRICAN AMERICAN	10,143			10,143
ILLINI FIRE EQUIPMENT CO INC	WOMAN-OWNED	6,054	213	3,746	10,012
CARDOSI KIPER DESIGN GROUP INCORPORATED	WOMAN-OWNED		9,629		9,629
WRF ENGINEERS LLC	WOMAN-OWNED	5,789	1,888	1,888	9,564
ARDMORE ASSOCIATES LLC	AFRICAN AMERICAN	8,327	970		9,297
METMOX INC	ASIAN AMERICAN		9,225		9,225
TSI COMMERCIAL FLOOR COVERING	WOMAN-OWNED			9,200	9,200
CALUMET DECORATING SERVICE INC	WOMAN-OWNED	4,059		5,090	9,149
PHOENIX BUSINESS SOLUTIONS LLC	WOMAN-OWNED	8,953			8,953
KRUTS ELECTRIC INC	WOMAN-OWNED			8,847	8,847
MATRIX ENGINEERING CORPORATION	AFRICAN AMERICAN		8,479		8,479
DEN CONSTRUCTION MANAGEMENT LLC DBA DENCO	HISPANIC AMERICAN	8,280			8,280
ACCURATE BIOMETRICS INCORPORATED	WOMAN-OWNED	2,771	3,568	1,070	7,409
NATIONAL HVACDBA NATIONAL INSULATION INC	AFRICAN AMERICAN		3,703	3,703	7,406
SANCHEZ ASSOCIATES PC	HISPANIC AMERICAN		3,628	3,628	7,256
STILES OFFICE SOLUTIONS INC	WOMAN-OWNED	4,190	1,673	1,096	6,959
MYLEER CORPORATION	AFRICAN AMERICAN		6,813		6,813
KOI COMPUTERS INCORPORATED	ASIAN AMERICAN		6,594		6,594
FIRECO INC	WOMAN-OWNED	3,206	1,564	1,564	6,335
MCGUIRE IGLESKI ASSOCIATES INC	WOMAN-OWNED	6,050			6,050
MIDCO ELECTRIC SUPPLY INC	WOMAN-OWNED			5,953	5,953
S2O CONSULTANTS INC	WOMAN-OWNED	900	2,468	2,468	5,836
BURKE BURNS AND PINELLI LTD	WOMAN-OWNED	1,001	1,103	3,659	5,763
KCOM TRANSPORT SERVICES INC	WOMAN-OWNED		5,710		5,710
BAYSINGER DESIGN GROUP INC	WOMAN-OWNED	5,581			5,581
RD MCMILLEN ENTERPRISES INCORPORATED	WOMAN-OWNED	1,861	2,337	1,356	5,554
TOLTECH PLUMBING CONTRACTORS LLC	HISPANIC AMERICAN		2,712	2,712	5,425
KATCO DEVELOPMENT INC	WOMAN-OWNED	5,375			5,375
CHEMCO INDUSTRIES INC	ASIAN AMERICAN		5,358		5,358
HH OFFICE INCORPORATED/ROGARDS OFFICE PLUS	WOMAN-OWNED		5,339		5,339
EXTENDED HOME LIVING SERVICES INCORPORATED	WOMAN-OWNED	3,680		1,575	5,255
LANDSCAPE SOLUTIONS LLC	WOMAN-OWNED	2,000	2,000	1,000	5,000
ACTION BAG COMPANY	WOMAN-OWNED	3,060	536	1,353	4,949
PERFORMANCE MECHANICAL CONTRACTORS INC	WOMAN-OWNED	2,252	2,605		4,857
MCDONOUGHWHITLOW PC	WOMAN-OWNED	4,744			4,744
CRYSTAL CHEM INCORPORATED	ASIAN AMERICAN		4,066	440	4,506
US MESSENGER AND LOGISTICS INC/USM LOGISTICS US MESSENGER	HISPANIC AMERICAN	1,050	1,866	1,486	4,403
BEYOND CLEAN CLEANING SERVICES LLC	AFRICAN AMERICAN			4,288	4,288
HIGH RISE SECURITY SYSTEMS LLC	HISPANIC AMERICAN		750	3,530	4,280
B'S TRANSPORTATION INC	AFRICAN AMERICAN		550	3,600	4,150
MILHOUSE ENGINEERING CONSTRUCTION INC	AFRICAN AMERICAN	1,473	1,329	1,329	4,131
ROMERO STEEL COMPANY INC	HISPANIC AMERICAN	4,085			4,085
LAKE SHORE BUSINESS FORMS CO	WOMAN-OWNED	614	2,110	1,248	3,972
SOUTHWEST SPRING INC	WOMAN-OWNED	3,964			3,964
KSID INTERIORS INC	WOMAN-OWNED	3,916			3,916
MORENO ARCHITECTS LTD/JGMA	HISPANIC AMERICAN		2,583	1,254	3,837
RICHARDS GRAPHIC COMMUNICATIONS INC	WOMAN-OWNED	1,095	2,715		3,810
TANYA THOMAS DBA EVERYTHING HAS ITS PLACE	AFRICAN AMERICAN			3,800	3,800
COMMUNITY SUPPORT SYSTEMS	DISABLED/SHELTERED/REHABILITATION	1,260	1,890	630	3,780
ELECTRICAL RESOURCE MANAGEMENT	AFRICAN AMERICAN	2,589		783	3,372
DASHCOINC	WOMAN-OWNED	3,336			3,336
EVERYTHING DIVISION 12 INC	WOMAN-OWNED	3,150			3,150
ARIES CHARTER TRANSPORTATION INCORPORATED	HISPANIC AMERICAN	918	2,174		3,092
PRAIRIE ENGINEERS PC	WOMAN-OWNED		1,500	1,500	3,000

FY19 Q3 DIVERSITY SPEND BY VENDOR  
July 1, 2018 through March 31, 2019

VENDOR NAME	Minority-Category	FY19 Q1 (Through 9/30/2018)	FY19 Q2 (Through 12/31/2018)	FY19 Q3 (Through 3/31/2019)	FY19 (Through 3/31/2019)
THINK AND ASSOCIATES INCORPORATED	WOMAN-OWNED	1,500	1,500		3,000
CLAY COUNTY REHABILITATION CENTER INCORPORATED	DISABLED/SHELTERED/REHABILITATION	1,235	688	1,001	2,924
NORTHPOINTE RESOURCES INCORPORATED	DISABLED/SHELTERED/REHABILITATION		2,875		2,875
KEANE FIRE SAFETY EQUIPMENT CO INC	WOMAN-OWNED	2,700			2,700
OMAR MEDICAL SUPPLIES INCORPORATED	AFRICAN AMERICAN	1,836	850		2,686
CROONERS	DISABLED/SHELTERED/REHABILITATION			2,658	2,658
WORLD S PRINTING SPE	AFRICAN AMERICAN		2,634		2,634
UNDERLAND ARCHITECTURAL SYSTEMS INC	WOMAN-OWNED	1,777		771	2,548
VISTARA CONSTRUCTION SERVICES INC	ASIAN AMERICAN	2,500			2,500
UPLAND DESIGN LTD	WOMAN-OWNED	2,257			2,257
RINGOLD FINANCIAL MANAGEMENT SERVICES INC	AFRICAN AMERICAN			2,200	2,200
AUDREY J WEINSTEIN DBA A WEINSTEIN AND ASSOCIATES	WOMAN-OWNED	985	812	342	2,139
RTM ASSOCIATES INC	ASIAN AMERICAN	700	700	700	2,100
ANAGNOS DOOR COMPANY INCORPORATED	WOMAN-OWNED	1,000		924	1,924
LINJEN PROMOTIONS INC	WOMAN-OWNED		1,374	521	1,895
HI-TEK ENVIRONMENTAL INC/STAT ANALYSIS CORP	ASIAN AMERICAN	359	1,495		1,854
HALLAGAN OFFICE SUPPLY	WOMAN-OWNED		1,834		1,834
CIVIL DESIGN INC	WOMAN-OWNED	1,796			1,796
PROTYPE PRINTING INCORPORATED	WOMAN-OWNED	200	280	1,305	1,785
TRANSITIONS NFP/THE PRINTER'S MARK	DISABLED/SHELTERED/REHABILITATION	1,690			1,690
THG FOODS INC/FOUR COURSES CATERING	AFRICAN AMERICAN		1,369		1,369
CARSTENS INC/CARSTENS HEALTH INDUSTRIES	WOMAN-OWNED	101	339	773	1,212
LEE-PERFECT TRANSCRIBING COMPANY INCORPORATED	WOMAN-OWNED		1,123		1,123
ALLASO PERFORMANCE SOLUTIONS INC	AFRICAN AMERICAN		1,000		1,000
KENNEDY ASSOCIATESARCHITECTS INC	AFRICAN AMERICAN	1,000			1,000
SWETT ASSOCIATES	WOMAN-OWNED	960			960
HUGH LIGHTING DESIGN LLC	ASIAN AMERICAN		398	398	796
TETRA MEDICAL SUPPLY CORP	WOMAN-OWNED	782			782
HI TEK ENVIRONMENTAL INC/STAT ANALYSIS CORP	ASIAN AMERICAN			775	775
NELSON TRANSPORT SERVICES INC	AFRICAN AMERICAN			738	738
SJB PROMOTIONS INCORPORATED	WOMAN-OWNED	530	196		726
EVERLIGHTS INCORPORATED	WOMAN-OWNED			704	704
BMK DESIGN LLC	WOMAN-OWNED	700			700
AN EXECUTIVE DECISION	WOMAN-OWNED	656			656
MULTILINGUAL CONNECTIONS LLC	WOMAN-OWNED		625		625
KRISTIN OLSON DBA GRANTS GALORE	WOMAN-OWNED	200		400	600
HANSON INFORMATION SYSTEMS INCORPORATED	ASIAN AMERICAN			592	592
CICERO MANUFACTURING AND SUPPLY COMPANY INCORPORATED	WOMAN-OWNED		210	357	567
UNITED CEREBRAL PALSY OF LAND OF LINCOLN	DISABLED/SHELTERED/REHABILITATION	528			528
ANDERSON ENVIRONMENTAL AND ENGINEERING COMPANY	WOMAN-OWNED			500	500
LESTER AND ROSALIE ANIXTER CENTER	DISABLED/SHELTERED/REHABILITATION		497		497
CUSTOM ENGINEERING INC	AFRICAN AMERICAN	450			450
MPSK INCORPORATED/SYBER TECHNOLOGY GROUP	AFRICAN AMERICAN	425			425
EQUIPMENT INTERNATIONAL LTD	WOMAN-OWNED	322			322
A MAESTRANZI SONS KNIFE SERVICES LLC	HISPANIC AMERICAN	90	195	30	315
R D MCMILLEN ENTERPRIS	WOMAN-OWNED			280	280
MEDICAL EXPRESS AMBULANCE SERVICE INCORPORATED	WOMAN-OWNED		272		272
JOSAM ACQUISITIONS LLC/GOOD TO GO FOOD	WOMAN-OWNED	243			243
MIDWEST MAILING AND SHIPPING SYSTEMS INC	WOMAN-OWNED			174	174
EFFICIENCY REPORTING	WOMAN-OWNED			160	160
DOCU-SHRED INCORPORATED	WOMAN-OWNED		150		150
ARC OF THE QUAD CITIES AREA	DISABLED/SHELTERED/REHABILITATION	45	45	45	135
BLUE CAB CO	WOMAN-OWNED			117	117
MASSIE MASSIE ASSOCIATES INC	WOMAN-OWNED	22			22
	<b>TOTAL</b>	<b>20,848,925</b>	<b>17,593,279</b>	<b>19,053,031</b>	<b>57,495,234</b>



FY19 Q3 VETERAN SPEND BY VENDOR  
 July 1, 2018 through March 31, 2019

VENDOR NAME	Minority- Category	FY19 Q1 (Through 9/30/2018)	FY19 Q2 (Through 12/31/2018)	FY19 Q3 (Through 3/31/2019)	FY19 (Through 3/31/2019)
ESKENAZI FARRELL ASSOCIATES LLC	VOSB	15,367	27,345	27,345	70,057
MIDDLETON CONSTRUCTION CONSULTING OF ILLINOIS LLC	SDVOSB	33,000	18,247	18,247	69,494
EVANS CONSULTING SERVICES	VOSB	9,879	5,465	5,465	20,809
JUNEAU ASSOCIATES INC PC	VOSB	20,405			20,405
3RD COAST IMAGING INCORPORATED	VOSB		16,121	1,255	17,376
ARIAS INFORMATION SOLUTIONS LLC	VOSB			13,538	13,538
CHICAGO FIRE PROTECTION LLC	VOSB	6,816			6,816
<b>TOTAL</b>		<b>85,468</b>	<b>67,178</b>	<b>65,849</b>	<b>218,495</b>