

Reported to the Board of Trustees
May 21, 2020

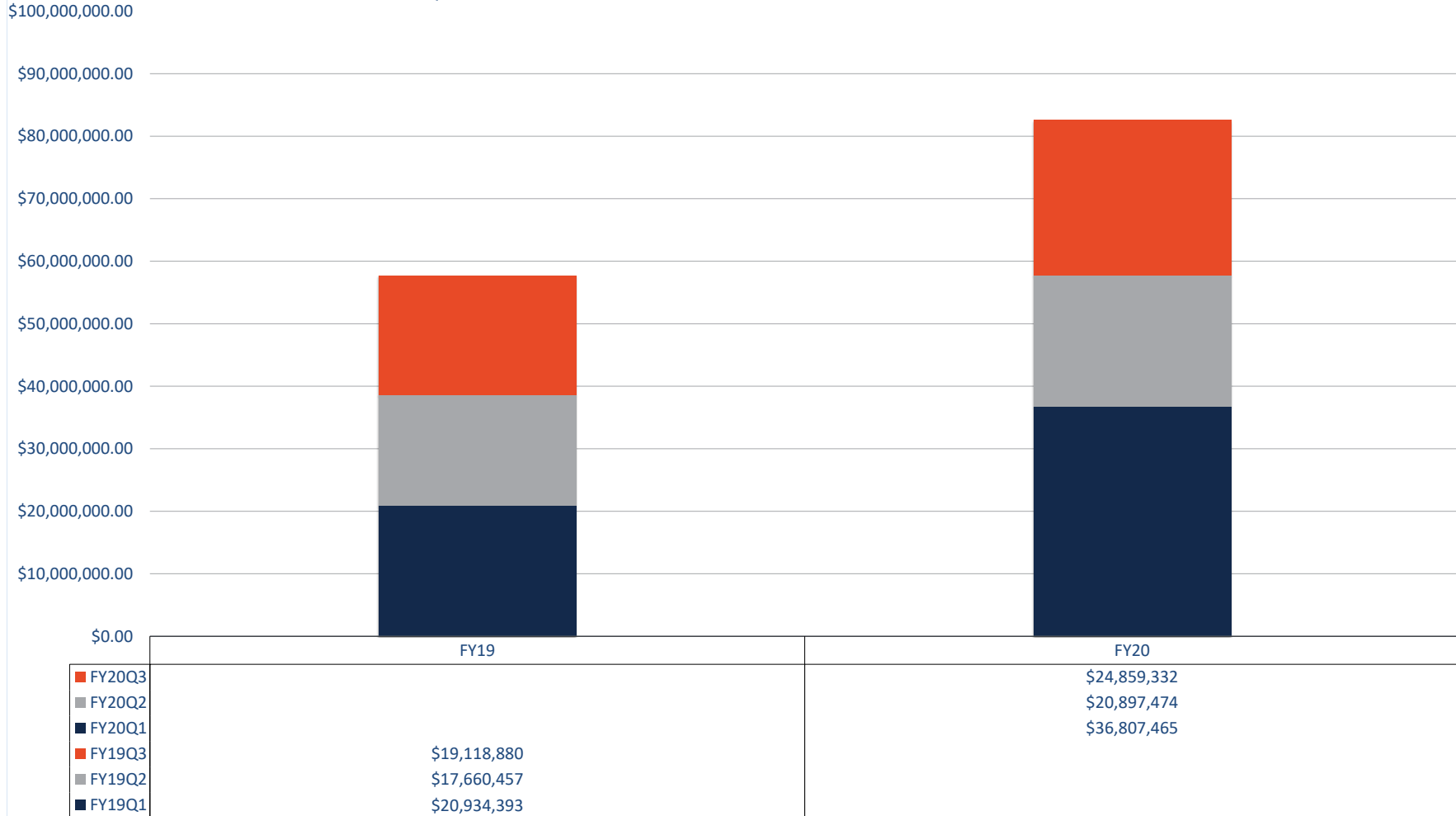
Board Meeting
May 21, 2020

Diversity Report to the Board of Trustees

University of Illinois

Attached is a report that responds to the Board of Trustees' request for periodic information on diversity expenditures. The report lists expenditures by diversity vendor for the period of July 1, 2019 through March 31, 2020. The corresponding budget for fiscal year 2020 is \$6,969,976,000. The data are summarized in the first chart for capital and non-capital diversity expenditures in total, by campus and by category. The final charts lists total expenditures for the reporting period by diversity vendor.

YEAR OVER YEAR RELATIVE QUARTER DIVERSE SPEND COMPARISON

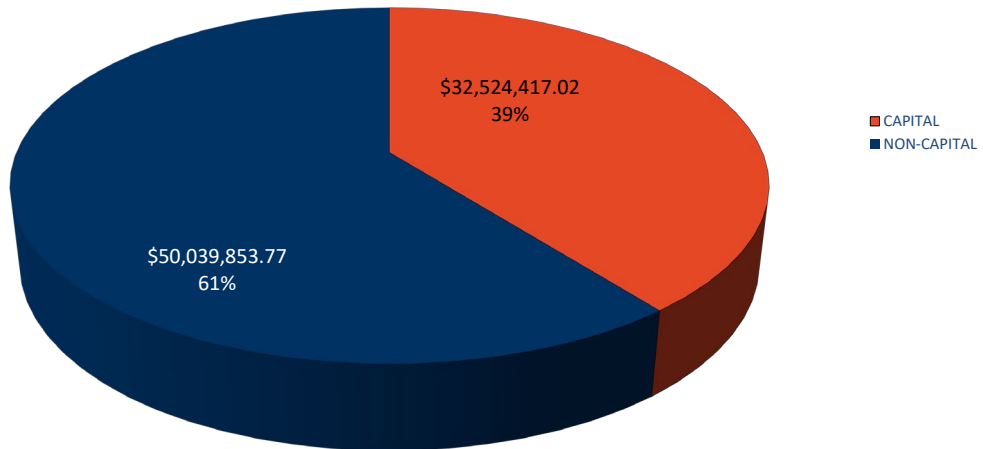


TOTAL EXPENSE BUDGET	\$6,969,976,000.00
PAYMENTS ON BEHALF	\$1,715,598,000.00
OTHER AUTOMATIC EXEMPTIONS	\$3,656,888,564.18
TOTAL BUDGET SUBJECT TO GOAL*	\$1,597,489,435.82

FY20Q3 DIVERSE SPEND	\$82,564,270.79
----------------------	-----------------

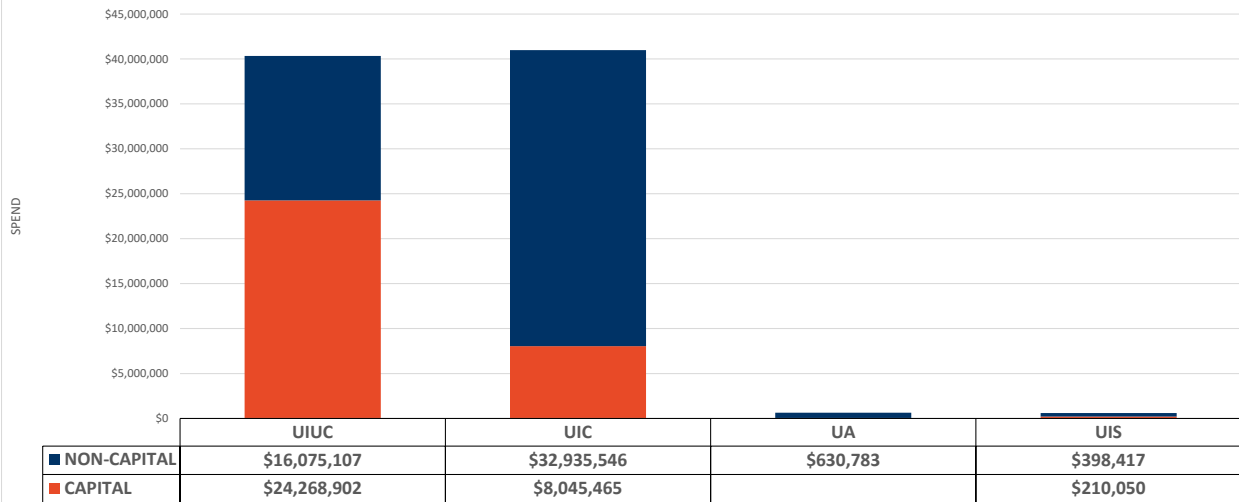
*FY20 BEP EXEMPTIONS STILL TO BE FINALIZED

FY20 Capital & Non-Capital Diversity Spend Report Expenditures (Through 3/31/2020)

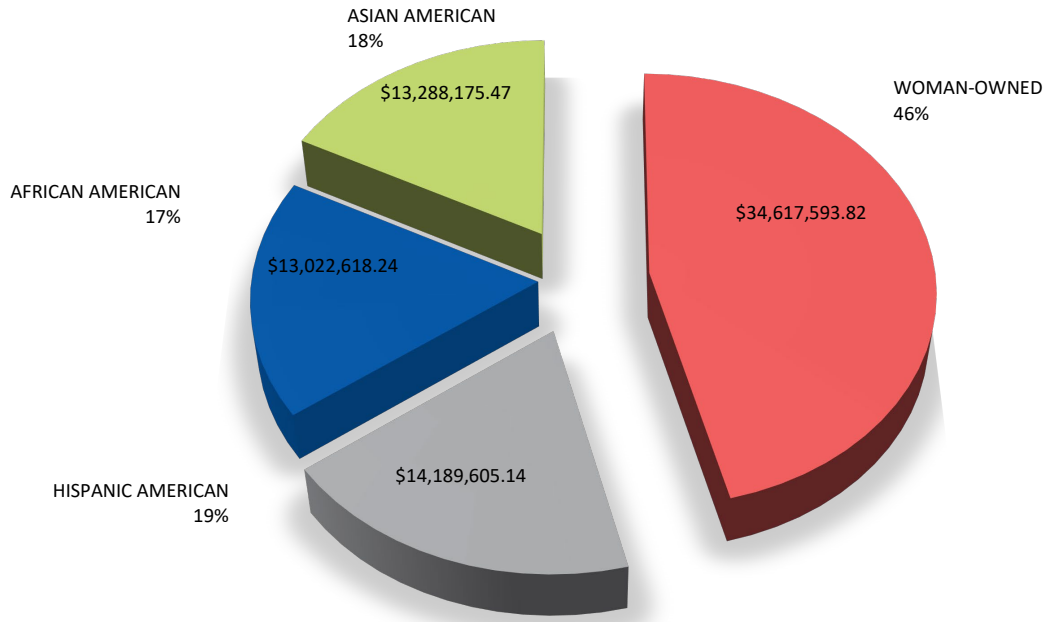


Grand Total = \$82,564,270.79

FY20 Capital & Non-Capital Diversity Spend Report Expenditures by Campus (Through 3/31/2020)



**FY20Q3 Diversity Spend Report Expenditures Category
(Through 3/31/2020)**



FY20 Q3 DIVERSITY SPEND BY VENDOR
July 1, 2019 through March 31, 2020

VENDOR NAME	Minority-Category	FY20 Q1 (Through 9/30/2019)	FY20 Q2 (Through 12/31/2019)	FY20 Q3 (Through 3/31/2020)	FY20 Q3 (Through 3/31/2020)
JP EXCAVATING AND TRUCKING	AFRICAN AMERICAN	682,503	178,389	428,936	1,289,828
ROBERT L MILLER ASSOCIATES INC	AFRICAN AMERICAN	609,656	181,729	178,644	970,029
INTERNATIONAL QUALITY CONTRACTING INC	AFRICAN AMERICAN		148,853	721,568	870,421
F J ROBINSONS CONTRACTING	AFRICAN AMERICAN	194,307	108,755	373,454	676,516
MOODY NOLAN INCORPORATED	AFRICAN AMERICAN	305,956	117,984	178,646	602,586
SIERRA GLASS COMPANY	AFRICAN AMERICAN	126,000	442,800		568,800
NEW BEGINNINGS CONTRACTORS INC	AFRICAN AMERICAN	240,975	212,642	91,921	545,538
ELETE CONSTRUCTION AND ENVIRONMENTAL INC	AFRICAN AMERICAN	192,365	338,552	3,825	534,742
SUPPLIED INDUSTRIAL SOLUTIONS INC	AFRICAN AMERICAN	72,915	37,329	409,996	520,241
EXPRESS ELECTRIC SUPPLY	AFRICAN AMERICAN	371,225	119,361	18,809	509,394
UJAMAA CONSTRUCTION INCORPORATED	AFRICAN AMERICAN	232,220		181,808	414,028
AVIAN INC	AFRICAN AMERICAN			397,800	397,800
PUGH JONES AND JOHNSON PC	AFRICAN AMERICAN	214,770	85,342	24,259	324,371
INTER-CITY SUPPLY COMPANY INC	AFRICAN AMERICAN	76,779	75,452	165,135	317,365
MILHOUSE ENGINEERING CONSTRUCTION INC	AFRICAN AMERICAN	305,907	333		306,240
PREMIER STAFFING SOURCE INC	AFRICAN AMERICAN	50,500	117,774	101,993	270,266
NATIONAL HVACDBA NATIONAL INSULATION INC	AFRICAN AMERICAN	67,617	139,557	49,738	256,912
ANCHOR STAFFING INC	AFRICAN AMERICAN		69,317	176,901	246,218
ELECTRONIC KNOWLEDGE INTERCHANGE COMPANY	AFRICAN AMERICAN	36,390	108,290	99,635	244,315
INTEGRATING GREEN TECHNOLOGIES INC	AFRICAN AMERICAN			199,183	199,183
PRODUCTION DISTRIBUTION COMPANIES	AFRICAN AMERICAN	25,291	54,537	82,894	162,722
DAVIS DAVIS GENERAL CONSTRUCTION AND CONCRETE INC	AFRICAN AMERICAN	142,194	17,249		159,443
DAVID MASON ASSOCIATES OF ILLINOIS LTD	AFRICAN AMERICAN	116,652	18,529	23,102	158,283
BROOK ARCHITECTURE INC	AFRICAN AMERICAN	96,586		53,404	149,990
TANK CONSTRUCTION SUPPLIES LLC	AFRICAN AMERICAN	142,956	537		143,493
ENVIRONMENTAL DESIGN INTERNATIONAL INC	AFRICAN AMERICAN	51,810	20,631	68,534	140,974
WEBB ENGINEERING SERVICES INC	AFRICAN AMERICAN	72,161	56,525	10,976	139,662
KAP HOLDINGS LLC	AFRICAN AMERICAN	136,532			136,532
JSR ENTERPRISES INC	AFRICAN AMERICAN	49,749	57,614	26,709	134,072
DESIGN AIR INC	AFRICAN AMERICAN			133,371	133,371
DYNAMIX ENGINEERING LTD	AFRICAN AMERICAN			113,546	113,546
VEYA INC	AFRICAN AMERICAN	20,035	90,207		110,242
CALL FLAWLESS INC	AFRICAN AMERICAN	17,264	17,264	71,348	105,876
SLG INNOVATION INC	AFRICAN AMERICAN	36,676	18,846	48,888	104,410
BRIDGEPORT STEEL SALES	AFRICAN AMERICAN	49,500	49,500		99,000
ARDMORE ASSOCIATES LLC	AFRICAN AMERICAN	364	39,025	51,363	90,752
CK UNITED SHEET METAL AND MECHANICAL INC	AFRICAN AMERICAN	90,044			90,044
ELECTRICAL RESOURCE MANAGEMENT	AFRICAN AMERICAN	9,210	26,907	23,784	59,900
BRAILSFORD AND DUNLAVEY INCORPORATED	AFRICAN AMERICAN	44,328			44,328
IMC CONNECT INC	AFRICAN AMERICAN			43,708	43,708
ZUBER LAWLER AND DEL DUCA LLP	AFRICAN AMERICAN	42,185			42,185
THE RODERICK GROUP DBA ARDMORE RODERICK	AFRICAN AMERICAN	8,974	27,718		36,692
MILLER ENTERPRISE GROUP LLC	AFRICAN AMERICAN		34,020		34,020
POWER ONE SUPPLY INC	AFRICAN AMERICAN			33,528	33,528
TABITHA VENTURES INC	AFRICAN AMERICAN			29,669	29,669
THORNTON RAVE CONSTRUCTION LLC	AFRICAN AMERICAN			29,023	29,023
ASHLAUR CONSTRUCTION COMPANY INC	AFRICAN AMERICAN	14,544	3,750	8,850	27,144
AM BUS COMPANY INCORPORATED	AFRICAN AMERICAN	295	1,050	25,420	26,765
SHAWN BROWN ENTERPRISES INC	AFRICAN AMERICAN			25,295	25,295
NEAL AND LEROY LLC	AFRICAN AMERICAN	2,538	17,944	4,725	25,206
MOLITE ELECTRIC INC	AFRICAN AMERICAN	24,859			24,859
MORCOM N V INC	AFRICAN AMERICAN			24,500	24,500
MATRIX ENGINEERING CORPORATION	AFRICAN AMERICAN			23,066	23,066
BEYOND CLEAN CLEANING SERVICES LLC	AFRICAN AMERICAN	4,288	4,288	12,864	21,440
CUSTOM RED IRON AND SERVICES	AFRICAN AMERICAN			19,262	19,262
NAMAT CONSTRUCTION CO INC	AFRICAN AMERICAN	19,252			19,252
ARCHITECTS ENTERPRISE LTD	AFRICAN AMERICAN			18,669	18,669
BOYE JANITORIAL SERVICE	AFRICAN AMERICAN	16,938			16,938
B2B STRATEGIC SOLUTIONS INC	AFRICAN AMERICAN			16,092	16,092
THG FOODS INC/FOUR COURSES CATERING	AFRICAN AMERICAN	6,864	8,044		14,909
ASAPRO LLC	AFRICAN AMERICAN		12,044		12,044
LIVEWIRE ELECTRICAL SYSTEMS INCORPORATED	AFRICAN AMERICAN			11,708	11,708
TRIMS TRUCKING INC	AFRICAN AMERICAN		11,400		11,400
WE'RE CLEANING INC	AFRICAN AMERICAN	1,224	4,199	5,831	11,254
GARTH BUILDING PRODUCTS SERVICES	AFRICAN AMERICAN		10,455		10,455
DUST EM CLEAN MAINTENANCE COMPANY INC	AFRICAN AMERICAN	10,194			10,194
CODE ENGINEERING SERVICES	AFRICAN AMERICAN			9,000	9,000
MILLER BUILDING GROUP	AFRICAN AMERICAN	1,800		5,720	7,520
GRIGGS MITCHELL ALMA OF IL LLC DBA GMA CONSTRUCTION GROUP	AFRICAN AMERICAN	6,000			6,000
VICTORY PHARMACY OF DECATUR INC/VICTORY MEDICAL EQUIPMENT	AFRICAN AMERICAN			4,994	4,994
CG CONSTRUCTION SUPPLY COMPANY INC	AFRICAN AMERICAN	4,896			4,896
RINGOLD FINANCIAL MANAGEMENT SERVICES INC	AFRICAN AMERICAN			4,000	4,000
POWELL III	AFRICAN AMERICAN		2,500	1,500	4,000
CONSTRUCTION CAD SOLUTIONS	AFRICAN AMERICAN			3,705	3,705
OMAR MEDICAL SUPPLIES INCORPORATED	AFRICAN AMERICAN	510	1,067	1,870	3,447
MYLEER CORPORATION	AFRICAN AMERICAN	3,028			3,028
ADAMS PAINTING COMPANY	AFRICAN AMERICAN			1,998	1,998
M CANNON ROOFING CO LLC	AFRICAN AMERICAN	1,935			1,935
WORLD'S PRINTING	AFRICAN AMERICAN	1,874			1,874
URBAN TRANSFORMATION FARMS INC	AFRICAN AMERICAN	398		1,412	1,809
GRANT LAW LLC	AFRICAN AMERICAN	1,713			1,713
THE BOWA GROUP INC	AFRICAN AMERICAN	758			758
BJ'S TRANSPORTATION INC	AFRICAN AMERICAN			500	500
STITCH ME LLC	AFRICAN AMERICAN		415		415
HILTON PUBLISHING INC/HPC	AFRICAN AMERICAN		320		320
TOTAL		5,056,500	3,089,042	4,877,077	13,022,618

FY20 Q3 DIVERSITY SPEND BY VENDOR

July 1, 2019 through March 31, 2020

VENDOR NAME	Minority-Category	FY20 Q1 (Through 9/30/2019)	FY20 Q2 (Through 12/31/2019)	FY20 Q3 (Through 3/31/2020)	FY20 Q3 (Through 3/31/2020)
INDUSTRIA INC	ASIAN AMERICAN	2,494,276	1,890,323	1,070,962	5,455,561
MECCOR INDUSTRIES LTD	ASIAN AMERICAN	762,250	707,701	1,839,513	3,309,463
PACE SYSTEMS INC	ASIAN AMERICAN	1,055,331	149,228	1,456,023	2,660,582
ENVIRONMENTAL SYSTEMS DESIGN INC	ASIAN AMERICAN			221,813	221,813
RELIABLE CONTRACTING AND EQUIPMENT CO	ASIAN AMERICAN	215,630			215,630
CCS INTERNATIONAL INC	ASIAN AMERICAN	84,534	18,410	69,813	172,757
VISIONPOINT MEDIA INC/VISIONPOINT MARKETING	ASIAN AMERICAN		24,985	136,119	161,104
RUBINOS AND MESIA ENGINEERS INC	ASIAN AMERICAN	45,861	31,859	77,899	155,619
S AND F SOFTWARE SOLUTIONS INC	ASIAN AMERICAN	100,201			100,201
EKLA CORPORATION	ASIAN AMERICAN	22,265	16,753	28,994	68,012
SHEN MILSOM WILKE LLC	ASIAN AMERICAN	28,456	31,805	6,558	66,819
NOVAMED INC	ASIAN AMERICAN	19,967	19,736	23,520	63,223
ARTISAN CONSULTING ENGINEERS LLC	ASIAN AMERICAN	62,304			62,304
STEARNJOGLEKAR LTD	ASIAN AMERICAN	14,366	25,051	16,504	55,922
SITE DESIGN GROUP LTD	ASIAN AMERICAN		46,509	4,099	50,607
KOO LLC	ASIAN AMERICAN	50,000			50,000
MODE ARCHITECTS PC	ASIAN AMERICAN	19,057	28,160		47,217
CONSTRUCTION SPECIALTIES SERVICES CSSCO	ASIAN AMERICAN		37,281		37,281
DAS CONSULTING SERVICES LLC	ASIAN AMERICAN	8,379	17,119	4,341	29,839
SUNRISE HITEK GROUP LLC/SUNRISE DIGITAL	ASIAN AMERICAN	1,406	4,944	23,241	29,591
LEAD IT CORPORATION	ASIAN AMERICAN			24,083	24,083
RUBINOS MESIA ENGINEERSINC	ASIAN AMERICAN			20,925	20,925
RTM ASSOCIATES INC	ASIAN AMERICAN	9,279	3,150	8,486	20,915
KOI COMPUTERS INCORPORATED	ASIAN AMERICAN	6,000	14,400		20,400
VIVA USA INCORPORATED	ASIAN AMERICAN		6,345	12,946	19,291
SNTIAL TECHNOLOGIES INCORPORATED	ASIAN AMERICAN	18,170			18,170
AC GENTROL INCORPORATED	ASIAN AMERICAN		8,255	8,503	16,757
KRICK ENTERPRISES INC	ASIAN AMERICAN	15,701			15,701
SPAAN TECH INC	ASIAN AMERICAN			15,300	15,300
CHEMCO INDUSTRIES INC	ASIAN AMERICAN	3,023	4,663	4,821	12,507
VISTARA CONSTRUCTION SERVICES INC	ASIAN AMERICAN	10,450	1,375		11,825
INTERRA INCORPORATED	ASIAN AMERICAN	10,812			10,812
CCJM ENGINEERS LTD	ASIAN AMERICAN		10,750		10,750
EVA DESIGN AND ENGINEERING LLC	ASIAN AMERICAN	5,850	3,150		9,000
HANSON INFORMATION SYSTEMS INCORPORATED	ASIAN AMERICAN	438	2,677	5,460	8,576
NAK-MAN CORP	ASIAN AMERICAN	7,575			7,575
KAPUR INC	ASIAN AMERICAN	6,750			6,750
TERRY GUEN DESIGN ASSOCIATES INC	ASIAN AMERICAN	4,362	2,181		6,542
CRYSTAL CHEM INCORPORATED	ASIAN AMERICAN		1,750	4,280	6,030
SHAW LEGAL SERVICES LTD	ASIAN AMERICAN	5,000			5,000
NAYYAR NAYYAR INTERNATIONAL INC	ASIAN AMERICAN	2,150		300	2,450
HUGH LIGHTING DESIGN LLC	ASIAN AMERICAN	1,568		597	2,165
PROBE CONSULTING SERVICES INC	ASIAN AMERICAN			1,286	1,286
HI-TEK ENVIRONMENTAL INC/STAT ANALYSIS CORP	ASIAN AMERICAN	299	612	45	956
CTG INC OF ILLINOIS/NOVANIS	ASIAN AMERICAN		737	0	737
TRC WORLDWIDE ENGINEERING INC	ASIAN AMERICAN			128	128
TOTAL		5,091,708	3,109,909	5,086,558	13,288,175

FY20 Q3 DIVERSITY SPEND BY VENDOR
July 1, 2019 through March 31, 2020

VENDOR NAME	Minority-Category	FY20 Q1 (Through 9/30/2019)	FY20 Q2 (Through 12/31/2019)	FY20 Q3 (Through 3/31/2020)	FY20 Q3 (Through 3/31/2020)
ACCEL CONSTRUCTION SERVICES GROUP LLC	HISPANIC AMERICAN	974,594	1,222,969	830,629	3,028,192
MONTERREY SECURITY CONSULTANTS INC	HISPANIC AMERICAN	243,851	410,738	1,107,118	1,761,707
MIDWAY CONTRACTING GROUP LLC	HISPANIC AMERICAN	1,231,989	124,454	148,244	1,504,688
VALOR TECHNOLOGIES INC	HISPANIC AMERICAN	478,957	282,114	143,550	904,621
BAUTISTA ELECTRIC ENTERPRISES INC	HISPANIC AMERICAN	813,237	22,744	8,626	844,607
OLD VETERAN CONSTRUCTION INC	HISPANIC AMERICAN		186,715	495,665	682,379
BRANDENBURGER PLUMBING INC	HISPANIC AMERICAN	13,269	209,301	159,412	381,982
BAUER LATOZA STUDIO LIMITED	HISPANIC AMERICAN	337,222	14,686		351,908
MEP INFRASTRUCTURE SOLUTIONS INC	HISPANIC AMERICAN	129,266	68,252	95,238	292,756
CERVANTES GROUP	HISPANIC AMERICAN	276,889			276,889
CSI 3000 INC	HISPANIC AMERICAN	274,815			274,815
DEKAYO CORPORATION DBA ORTIZ CONTRACTING GROUP	HISPANIC AMERICAN	73,790	91,350	102,363	267,503
ESCARPITA CONSTRUCTION COMPANY INC	HISPANIC AMERICAN	255,217	454		255,671
M W POWELL COMPANY	HISPANIC AMERICAN	3,150	235,672		238,822
TORO CONSTRUCTION CORP	HISPANIC AMERICAN	85,500	121,519		207,019
DYNAMIC HEATING AND PIPING COMPANY	HISPANIC AMERICAN	49,737	122,413	19,029	191,179
NESTBUILDERS INC DBA DBHMS	HISPANIC AMERICAN	53,921	23,435	108,921	186,278
NES INC	HISPANIC AMERICAN	106,234	77,569		183,803
PINTO CONSTRUCTION GROUP INC	HISPANIC AMERICAN	140,400	25,862		166,262
TERRA DEMOLITION	HISPANIC AMERICAN	157,212	6,198		163,410
INFINITY TRANSPORTATION MANAGEMENT LLC	HISPANIC AMERICAN	10,281	51,999	100,841	163,120
BIENALI PROMOTIONS LLC	HISPANIC AMERICAN		44,230	114,752	158,982
ARCHITRAVE LTD	HISPANIC AMERICAN	16,831	130,635	11,177	158,643
VIRTUAL ENERGY SOLUTIONS INC	HISPANIC AMERICAN	110,402	30,242		140,645
CONECTA GROUP INCORPORATED	HISPANIC AMERICAN	135,307			135,307
M AND M MANAGERIAL SERVICE INC	HISPANIC AMERICAN	122,328	2,565		124,893
TOLTECH PLUMBING CONTRACTORS LLC	HISPANIC AMERICAN			102,194	102,194
MIDWEST MOVING AND STORAGE INC	HISPANIC AMERICAN	69,676			69,676
PANIAGUA GROUP INC	HISPANIC AMERICAN	60,080	7,967		68,047
MARKET CONTRACTING SERVICE INC	HISPANIC AMERICAN	61,127	5,471		66,597
AMERICAN SURVEYING AND ENGINEERING PC	HISPANIC AMERICAN	50,100	13,086		63,186
GLOBAL WATER TECHNOLOGY INC	HISPANIC AMERICAN	25,430	13,987	18,589	58,006
AMAZING EDIBLES LTD	HISPANIC AMERICAN	7,522	45,318		52,840
COMMAND MECHANICAL GROUP	HISPANIC AMERICAN		50,899		50,899
STL ARCHITECTS INC	HISPANIC AMERICAN	50,000			50,000
DUMEX CONSTRUCTION COMPANY	HISPANIC AMERICAN	38,700			38,700
SANCHEZ AND DANIELS AND HOFFMAN LLP	HISPANIC AMERICAN	8,044	9,856	20,231	38,130
GALAXY ENVIRONMENTAL INC	HISPANIC AMERICAN	38,034			38,034
ARIAS INFORMATION SOLUTIONS	HISPANIC AMERICAN	37,240			37,240
PMJ ENTERPRISES INC	HISPANIC AMERICAN	22,416	14,162		36,578
MS SEBASTIAN PAINTING INC	HISPANIC AMERICAN	31,635	1,758		33,393
GSG CONSULTANTS INC	HISPANIC AMERICAN			31,579	31,579
UNIVERSAL INSULATION INC	HISPANIC AMERICAN		30,713		30,713
URBAN WORKS LTD	HISPANIC AMERICAN	26,662		3,126	29,788
UPTOWN DECORATING CORP	HISPANIC AMERICAN		29,250		29,250
CPMH CONSTRUCTION INC	HISPANIC AMERICAN	6,679	22,426		29,105
METAPHRASIS LANGUAGE AND CULTURAL SOLUTIONS LLC	HISPANIC AMERICAN	9,960	8,080	5,945	23,985
NEW ERA PAINTING	HISPANIC AMERICAN	20,470	890		21,360
JF CARPENTRY SERVICES INC	HISPANIC AMERICAN	20,621			20,621
MZI BUILDING SERVICES INC/MZI GROUP INC	HISPANIC AMERICAN		17,107		17,107
DRIVE CONSTRUCTION INC	HISPANIC AMERICAN		14,283		14,283
CRISTINA FOODS	HISPANIC AMERICAN	14,049			14,049
DURANGO PAINTING INC	HISPANIC AMERICAN	3,482	10,018		13,500
TECNICA ENVIRONMENTAL SERVICES INC	HISPANIC AMERICAN		12,700		12,700
NAVARETTE INDUSTRIES	HISPANIC AMERICAN			10,583	10,583
AMASONRYGROUP INC	HISPANIC AMERICAN		9,405		9,405
WOLF ELECTRIC SUPPLY COMPANY INC	HISPANIC AMERICAN	693	5,568	1,470	7,731
DEN CONSTRUCTION MANAGEMENT LLC DBA DENCO	HISPANIC AMERICAN			7,565	7,565
US MESSENGER AND LOGISTICS INC/USM LOGISTICS US MESSENGER	HISPANIC AMERICAN	1,532	340	1,915	3,787
TORRES CONSTRUCTION INC	HISPANIC AMERICAN			2,888	2,888
HANNO WEBER ASSOCIATES ARCHITECTUREURBAN DESIGN	HISPANIC AMERICAN	1,674	966		2,640
H P CONTRACTOR INC	HISPANIC AMERICAN			2,455	2,455
HUNTER DRYWALL AND TAPING INC	HISPANIC AMERICAN			1,976	1,976
MORENO ARCHITECTS LTD/JGMA	HISPANIC AMERICAN	1,515			1,515
APRIL BUILDING SERVICES INC	HISPANIC AMERICAN	477			477
ORDAZ CONSTRUCTION AND SUPPLY INC	HISPANIC AMERICAN			308	308
A MAESTRANZI SONS KNIFE SERVICES LLC	HISPANIC AMERICAN	30	30	210	270
FI DISTRIBUTORS INC DBA FT FIRE PROTECTION	HISPANIC AMERICAN			187	187
ARCOS ENVIRONMENTAL SERVICES INC	HISPANIC AMERICAN	180			180
TOTAL		6,702,427	3,830,393	3,656,785	14,189,605

FY20 Q3 DIVERSITY SPEND BY VENDOR
July 1, 2019 through March 31, 2020

VENDOR NAME	Minority-Category	FY20 Q1 (Through 9/30/2019)	FY20 Q2 (Through 12/31/2019)	FY20 Q3 (Through 3/31/2020)	FY20 Q3 (Through 3/31/2020)
PRECISION BUILDERS ASSOCIATES INC	WOMAN-OWNED	1,070,540	342,580	1,366,883	2,780,004
GLESCO ELECTRIC INC	WOMAN-OWNED	1,095,361	329,349	744,800	2,169,510
PIER GROUP LLC	WOMAN-OWNED	1,050,392	352,807	419,948	1,823,148
GREEN HOME EXPERTS LLC	WOMAN-OWNED	1,821,566			1,821,566
TITAN INDUSTRIES INC	WOMAN-OWNED	1,147,634	627,937		1,775,570
MARSHA L NORRIS DBA MLN ENTERPRISE	WOMAN-OWNED	800,567	836,153	110,208	1,746,929
AUTUMN CONSTRUCTION SERVICES INC	WOMAN-OWNED	997,943	478,092	88,969	1,565,003
COMMERCIAL FLOOR COVERING INC DBA TSI COMMERCIAL FLOOR COVERING	WOMAN-OWNED	788,338	226,895	479,117	1,494,350
CORPORATE TRAVEL PLANNERS INCORPORATED	WOMAN-OWNED	340,983	179,135	722,536	1,242,653
KRUTS ELECTRIC INC	WOMAN-OWNED	488,839	384,869	296,915	1,170,623
ILLINI SUPPLY	WOMAN-OWNED	668,807	281,722	100,804	1,051,333
VON ALST OPERATING LLC	WOMAN-OWNED	657,960	91,175		749,135
FICEK ELECTRIC COMMUNICATION SYSTEMS INC	WOMAN-OWNED	227,045	116,992	368,720	712,757
TILTON KELLY AND BELL LLC	WOMAN-OWNED	257,460	297,473	116,220	671,153
OLYMPIC CONSTRUCTION COMPANY LLC	WOMAN-OWNED	114,860	77,541	429,524	621,925
KAVE INC	WOMAN-OWNED	104,649	315,795	198,822	619,267
G COOPER OIL COMPANY INC	WOMAN-OWNED	180,943	192,455	229,859	603,257
ON THE JOB CONSULTING INC/PIXO	WOMAN-OWNED	122,103	140,366	312,955	575,424
VIXEN CONSTRUCTION INC	WOMAN-OWNED	573,870			573,870
PRAIRIE RESTORATIONS INC	WOMAN-OWNED	337,464	194,820	29,242	561,525
SUPERIOR FLOOR COVERING INC	WOMAN-OWNED	318,075	191,466	11,989	521,530
AIR DESIGN SYSTEMS INC	WOMAN-OWNED	135,855	377,280		513,135
SELECT CONTRACTING LLC	WOMAN-OWNED	480,270	22,342		502,612
JOHNSON LASKY KINDELIN ARCHITECTS INC	WOMAN-OWNED	138,958	169,965	73,964	382,886
ONEILL CONTRACTORS INCORPORATED	WOMAN-OWNED			368,355	368,355
GORDON ELECTRIC SUPPLY	WOMAN-OWNED	185,269	42,895	122,245	350,408
JAMESON SHEET METAL INC	WOMAN-OWNED	219,496	51,732		271,228
KELLEY ORNAMENTAL IRON LLC	WOMAN-OWNED	264,725			264,725
RADA ARCHITECTS LTD	WOMAN-OWNED	91,680	127,111	37,124	255,915
PRIMERA ENGINEERS LTD	WOMAN-OWNED	147,668	57,673	47,527	252,867
HILLCO DISTRIBUTING	WOMAN-OWNED	7,074	240,882		247,956
ANDERSON LOCK COMPANY LTD	WOMAN-OWNED	68,305	77,792	99,139	245,237
A LUCAS SONS STEEL	WOMAN-OWNED	234,763			234,763
CAD CONSTRUCTION INCORPORATED	WOMAN-OWNED	104,600	104,600	400	209,600
MARTIN FENCE LLC	WOMAN-OWNED	172,729	33,847		206,576
CMMS EXCELERATION INCORPORATED	WOMAN-OWNED	107,932	47,166	47,166	202,264
FRANKLYNN INC/CHEMICAL MAINTENANCE INC CMI	WOMAN-OWNED	55,117	48,708	87,564	191,389
PEDIATRIC INTERACTIONS INCORPORATED	WOMAN-OWNED	48,516	52,464	83,799	184,778
JRH ENTERPRISES INC	WOMAN-OWNED	3,218	148,429	21,368	173,015
MIDCO ELECTRIC SUPPLY INC	WOMAN-OWNED	17,617	11,290	141,956	170,864
EVERY BLOOMIN INDUSTRIAL SUPPLY INC	WOMAN-OWNED	84,470	44,696	41,604	170,771
KA REBAR	WOMAN-OWNED	148,087			148,087
J-MAC ASSOCIATES LIMITED	WOMAN-OWNED	20,492	80,179	39,395	140,066
STOCKS BUSINESS FURNITURE INC/STOCKS OFFICE FURNITURE	WOMAN-OWNED	126,752	6,001	5,962	138,716
RESOURCE ONE OF ILLINOIS LLC	WOMAN-OWNED	122,627	7,842	1,320	131,789
SOUTHLAND CUSTOM DECORATING INC	WOMAN-OWNED	85,478	17,412	27,962	130,852
CENTRAL ILLINOIS HSS INC	WOMAN-OWNED			118,361	118,361
EMM ELECTRIC INC/MORAN ELECTRICAL CONTRACTING	WOMAN-OWNED	15,439	95,628		111,066
HYGIENEERING INC	WOMAN-OWNED	44,970	4,300	58,597	107,867
NICKA AND ASSOCIATES INC	WOMAN-OWNED	12,482	54,456	40,354	107,291
CONROY MEDIA LTD	WOMAN-OWNED			107,285	107,285
RD MCMILLEN ENTERPRISES INCORPORATED	WOMAN-OWNED	34,616	18,350	48,426	101,392
BELLA BAGNO INC	WOMAN-OWNED	17,652	35,648	45,992	99,292
WOLF ELECTRIC INC	WOMAN-OWNED	14,124	3,087	81,919	99,129
COTTER CONSULTING INC	WOMAN-OWNED	39,984	42,312	15,189	97,485
PHD SERVICES LLC	WOMAN-OWNED	21,270	18,802	51,867	91,939
LIMBAUGH CONSTRUCTION CO INC	WOMAN-OWNED			87,063	87,063
WATTS COPY SYSTEMS INC	WOMAN-OWNED	26,736	27,185	31,652	85,573
BAILEY EDWARD DESIGN INC	WOMAN-OWNED	46,469	8,288	28,257	83,014
AMERICAN PRECISION SUPPLY INC	WOMAN-OWNED	4,031	78,036		82,067
DOETSCH CONTRACTORS INC	WOMAN-OWNED		79,332		79,332
POOL ADMINISTRATORS INCORPORATED	WOMAN-OWNED	30,959	12,509	28,817	72,285
CHICAGO COMMUNICATIONS LLC	WOMAN-OWNED	41,365	16,153	12,148	69,665
ALTUSWORKS INC	WOMAN-OWNED	23,283	41,003	5,058	69,344
COLMAN BROHAN AND DAVIS INC/CBD MARKETING	WOMAN-OWNED	37,500	9,846	16,420	63,766
TAC CONSTRUCTION COMPANY	WOMAN-OWNED	57,600		2,783	60,383
ILLINI FIRE EQUIPMENT CO INC	WOMAN-OWNED	12,464	20,458	27,260	60,183
CENTRAL STATES MEDIA	WOMAN-OWNED	10,740	8,600	39,525	58,865
CUSHING AND COMPANY	WOMAN-OWNED	16,313	370	38,851	55,534
TERRA ENGINEERING LTD	WOMAN-OWNED	12,867	12,479	28,809	54,154
SPECIAL PROJECT STAFFING BY SALEM INCORPORATED/SALEM GROUP	WOMAN-OWNED			51,441	51,441
CARNOW CONIBEAR AND ASSOC LTD	WOMAN-OWNED	31,951	3,660	11,419	47,030
COOK FASSER ASSOCIATES INC	WOMAN-OWNED		32,894	11,556	44,450
ANZY SUPPLY INC	WOMAN-OWNED	3,066	30,247	10,271	43,583
DASHCO INC	WOMAN-OWNED	30,822	11,988		42,811
BIOFOAM INC	WOMAN-OWNED	42,311			42,311
ACTIVE ELECTRICAL SUPPLY COMPANY	WOMAN-OWNED		23,056	18,816	41,871
CALUMET DECORATING SERVICE INC	WOMAN-OWNED	21,151	11,094	9,467	41,712
CAREIT HEALTH LLC/NOWPOW	WOMAN-OWNED	5,600	11,270	24,065	40,935
RELIABLE ENVIRONMENTAL SOLUTIONS INC	WOMAN-OWNED	13,247	13,231	14,120	40,598
OCCUPATIONAL TRAINING AND SUPPLY INC	WOMAN-OWNED	19,421	4,420	15,745	39,587
KAIZEN HEALTH	WOMAN-OWNED	13,685	14,220	10,824	38,730
FUHRMANN ENGINEERING INCORPORATED	WOMAN-OWNED	16,928	13,340	6,565	36,833
ELIZABETH A BLANKENSHIP DBA BPI TESTING LLC	WOMAN-OWNED		10,776	24,616	35,392
ABBOTT INDUSTRIES INC	WOMAN-OWNED	34,713			34,713
HUKESSLER ASSOCIATES INC	WOMAN-OWNED	13,584	17,713	1,460	32,756
MORRISSEY CONTRACTING	WOMAN-OWNED			32,625	32,625
M HARRIS AND CO	WOMAN-OWNED			30,000	30,000
OTTSIE LLC	WOMAN-OWNED	24,940	2,592		27,532
ALL TECH ENERGY INC	WOMAN-OWNED	23,895	2,803		26,698
ROSS BARNEY ARCHITECTS PC	WOMAN-OWNED	24,300	2,025		26,325
AMS ELITE SOLUTIONS INC	WOMAN-OWNED	9,075	13,853	3,095	26,023
ENBEE PAINTING AND DECORATING INCORPORATED	WOMAN-OWNED	25,335			25,335
JEET INCORPORATED	WOMAN-OWNED	1,945	7,055	15,927	24,927
UNDERLAND ARCHITECTURAL SYSTEMS INC	WOMAN-OWNED		14,977	9,729	24,706
NANCY VERBOUT DBA THREAD LETTERS	WOMAN-OWNED	16,148	380	7,448	23,976

FY20 Q3 DIVERSITY SPEND BY VENDOR
July 1, 2019 through March 31, 2020

MEILNER MECHANICAL SALES INCORPORATED/BOILERSOURCE	WOMAN-OWNED		11,875	11,875	23,750
NATIONAL PAINTING INC	WOMAN-OWNED	10,684	12,485		23,169
TRACIE FOLTZ	WOMAN-OWNED			22,895	22,895
CHICAGO CUT CONCRETE CUTTING INC	WOMAN-OWNED		22,800		22,800
DECATUR CUSTOM TOOL INC DBA DCT INDUSTRIAL SUPPLY	WOMAN-OWNED		21,762		21,762
PRAIRIE ENGINEERS PC	WOMAN-OWNED	10,200	11,388		21,588
CIVIL DESIGN INC	WOMAN-OWNED	4,592	15,998		20,590
HELSELJEPPERSON ELECTRICAL INC	WOMAN-OWNED			20,587	20,587
EXPRESS BUSINESS PRODUCTS LLC	WOMAN-OWNED	7,882	6,391	5,193	19,466
WORLD OF PROMOTIONS	WOMAN-OWNED	4,447	1,721	10,403	16,571
DEBRA TORRES/GRAFFITI GRAPHICS	WOMAN-OWNED		15,085		15,085
CENSEO GROUP LLC	WOMAN-OWNED			15,000	15,000
QC ENTERPRISES INC	WOMAN-OWNED		14,960		14,960
TAYLOR STUDIOS INC	WOMAN-OWNED			14,724	14,724
PROTOTYPE PRINTING INCORPORATED	WOMAN-OWNED	400	9,105	4,193	13,698
JEM DEVELOPMENT INC	WOMAN-OWNED	13,561			13,561
ADCO ADVERTISING AGENCY INC	WOMAN-OWNED	7,912	5,120	500	13,532
GO PROMOTIONS INC	WOMAN-OWNED	13,352			13,352
ELECTRICAL CONTRACTORS INC	WOMAN-OWNED	7,141	1,510	4,671	13,322
JANELLE LOGSDON DBA CHAMPAIGN MEDIA CONSULTING	WOMAN-OWNED	4,400	4,400	4,400	13,200
HH OFFICE INCORPORATED/ROGARDS OFFICE PLUS	WOMAN-OWNED	7,915	5,067		12,983
CT MECHANICAL	WOMAN-OWNED	12,910			12,910
SJB PROMOTIONS INCORPORATED	WOMAN-OWNED	1,964	1,531	8,448	11,943
YOUR PARTNER PROMOTIONS INC	WOMAN-OWNED	8,973		2,625	11,598
PROGRESSIVE INDUSTRIES INC	WOMAN-OWNED	4,070	2,873	4,559	11,502
LEEDER FURNITURE LLC	WOMAN-OWNED		11,410		11,410
NOVAREST INC	WOMAN-OWNED	9,289		1,993	11,282
EVERLIGHTS INCORPORATED	WOMAN-OWNED	5,555	4,081	1,467	11,103
ADVANCED SUPPLY COMPANY INC	WOMAN-OWNED	10,961			10,961
WRF ENGINEERS LLC	WOMAN-OWNED			10,944	10,944
ALARIS GROUP INC/PARADIGM COMPLEX CARE SOLUTIONS	WOMAN-OWNED	10,900			10,900
CHRISTY WEBBER AND CO/CHRISTY WEBBER LANDSCAPES	WOMAN-OWNED	1,562	837	8,501	10,899
YAGLA ENGINEERING SERVICES INC	WOMAN-OWNED	1,395	332	9,089	10,816
MULTILINGUAL CONNECTIONS LLC	WOMAN-OWNED	672	2,060	7,938	10,670
WESTWORX LTD	WOMAN-OWNED	8,441	1,971		10,412
UPLAND DESIGN LTD	WOMAN-OWNED		7,808	2,462	10,270
DUNKER ELECTRIC SUPPLY INC	WOMAN-OWNED			10,087	10,087
CONTINENTAL TRANSPORTATION SOLUTIONS INC	WOMAN-OWNED	4,211	906	4,747	9,864
CENTRAL STATES DBA ARGO SUMMIT	WOMAN-OWNED	9,564			9,564
ACCURATE BIOMETRICS INCORPORATED	WOMAN-OWNED	4,155	3,597	925	8,676
CICERO MANUFACTURING AND SUPPLY COMPANY INCORPORATED	WOMAN-OWNED		427	8,062	8,489
MASSIE MASSIE ASSOCIATES INC	WOMAN-OWNED		8,356		8,356
ADVIS INCORPORATED/ADVIS	WOMAN-OWNED	4,960	930	2,093	7,983
MIB DECORATING INC	WOMAN-OWNED	2,860	4,747		7,607
HEALTH EDUCATION RESEARCH ASSOCIATES INC	WOMAN-OWNED	7,567			7,567
ACACIA FINANCIAL GROUP INC	WOMAN-OWNED		7,500		7,500
CARDOSI KIPER DESIGN GROUP INCORPORATED	WOMAN-OWNED	7,230			7,230
M AND G GRAPHICS INC	WOMAN-OWNED	4,775		2,125	6,900
WOODLAND VALUATION SERVICES LLC/APPRaisal ASSOCIATES	WOMAN-OWNED	6,400			6,400
BRUSH ARCHITECTS LLC	WOMAN-OWNED		4,000	1,490	5,490
QUERCUS CONSULTING INC	WOMAN-OWNED			5,333	5,333
PR ETC INC/CHARTWELL AGENCY	WOMAN-OWNED	2,500	2,500		5,000
STILES OFFICE SOLUTIONS INC	WOMAN-OWNED	2,239	805	1,803	4,846
HELM ELCTRICAL SERVICES INC	WOMAN-OWNED			4,775	4,775
PERFORMANCE MECHANICAL CONTRACTORS INC	WOMAN-OWNED	3,664		1,023	4,686
LANDSCAPE SOLUTIONS LLC	WOMAN-OWNED	1,900	900	1,800	4,600
HUSARCHITECTURE	WOMAN-OWNED		4,500		4,500
ACTION BAG COMPANY	WOMAN-OWNED	2,196	1,534	249	3,979
DOYLE ASSOCIATES	WOMAN-OWNED		3,750		3,750
DLS INVESTMENTS INCORPORATED/DECATUR BOLT COMPANY	WOMAN-OWNED	926	441	2,002	3,369
MCDONOUGH/WHITFLOW PC	WOMAN-OWNED	498		2,723	3,221
INTERNATIONAL LANGUAGE SERVICES INCORPORATED	WOMAN-OWNED	865	1,865	225	2,955
FITZGERALD ARCHITECTURE PLANNING DESIGN	WOMAN-OWNED			2,482	2,482
MEDICAL EXPRESS AMBULANCE SERVICE INCORPORATED	WOMAN-OWNED	529	1,950		2,479
EXTENDED HOME LIVING SERVICES INCORPORATED	WOMAN-OWNED	2,440			2,440
GRANT L NELSON COMPANY	WOMAN-OWNED		2,113		2,113
KSID INTERIORS INC	WOMAN-OWNED			1,898	1,898
AUDREY J WEINSTEIN DBA A WEINSTEIN AND ASSOCIATES	WOMAN-OWNED	537	776	466	1,779
REAL DESIGNS INC	WOMAN-OWNED			1,770	1,770
KATHLEEN O'DONNELL PC	WOMAN-OWNED			1,733	1,733
LAKE SHORE BUSINESS FORMS CO	WOMAN-OWNED	418		1,284	1,702
LINJEN PROMOTIONS INC	WOMAN-OWNED	1,472			1,472
SOUTHWEST SPRING INC	WOMAN-OWNED		1,450		1,450
PRAIRIE FIRE SPRINKLER INC	WOMAN-OWNED	1,443			1,443
JACOBRYAN ASSOCIATES	WOMAN-OWNED	1,103	263		1,366
EVERGREEN SUPPLY	WOMAN-OWNED	1,259			1,259
RICHARDS GRAPHIC COMMUNICATIONS INC	WOMAN-OWNED	1,239			1,239
ANAGNOS DOOR COMPANY INCORPORATED	WOMAN-OWNED	1,000			1,000
PARAGON PIPECOVERERS INC	WOMAN-OWNED		837		837
DIRECTIONS UNLIMITED INC/PROMOPARTNERS	WOMAN-OWNED	815			815
PRECISION FLOOR AND TILE INC	WOMAN-OWNED			794	794
ROY KEITH ELECTRIC COMPANY	WOMAN-OWNED			713	713
AURORA LIGHTING DESIGN INC	WOMAN-OWNED	680			680
REAL DESIGNS INCORPORATED	WOMAN-OWNED	610			610
SZO CONSULTANTS INC	WOMAN-OWNED	480	120		600
MCCORKLE LITIGATION SERVICES INCORPORATED	WOMAN-OWNED		584		584
LEE-PERFECT TRANSCRIBING COMPANY INCORPORATED	WOMAN-OWNED		380	196	576
JOHNSON MECHANICAL SERVICE INC	WOMAN-OWNED			559	559
KRISTIN OLSON DBA GRANTS GALORE	WOMAN-OWNED		200	200	400
RUNCO OFFICE SUPPLY	WOMAN-OWNED	350			350
CARSTENS INC/CARSTENS HEALTH INDUSTRIES	WOMAN-OWNED	44	39	205	287
HALLAGAN OFFICE SUPPLY	WOMAN-OWNED			260	260
MIDWEST MAILING AND SHIPPING SYSTEMS INC	WOMAN-OWNED		237		237
TETRA MEDICAL SUPPLY CORP	WOMAN-OWNED	61			61
JOSAM ACQUISITIONS LLC/GOOD TO GO FOOD	WOMAN-OWNED			46	46

TOTAL	17,380,244	8,566,422	8,670,927	34,617,594
--------------	-------------------	------------------	------------------	-------------------

FY20 Q3 DIVERSITY SPEND BY VENDOR
July 1, 2019 through March 31, 2020

VENDOR NAME	Minority-Category	FY20 Q1 (Through 9/30/2019)	FY20 Q2 (Through 12/31/2019)	FY20 Q3 (Through 3/31/2020)	FY20 Q3 (Through 3/31/2020)
CHICAGO LIGHTHOUSE FOR PEOPLE WHO ARE BLIND AND VISUALLY I	DISABLED/SHELTERED/REHABILITATION	1,904,138	2,060,366	2,115,937	6,080,441
LCM ARCHITECTS LLC	DISABLED/SHELTERED/REHABILITATION	448,720	140,994	133,574	723,288
DEVELOPMENTAL SERVICES CENTER	DISABLED/SHELTERED/REHABILITATION	25,718	32,908	52,796	111,422
ENVISION UNLIMITED	DISABLED/SHELTERED/REHABILITATION		19,742	39,485	59,227
NEW STAR INC	DISABLED/SHELTERED/REHABILITATION			56,768	56,768
JEWISH CHILD AND FAMILY SERVICES	DISABLED/SHELTERED/REHABILITATION			56,747	56,747
SEICO INC	DISABLED/SHELTERED/REHABILITATION	35,291	7,157	9,485	51,932
BRIDGEWAY INCORPORATED	DISABLED/SHELTERED/REHABILITATION	5,107	4,582	18,327	28,016
T CASTRO PRODUCE	DISABLED/SHELTERED/REHABILITATION	11,341			11,341
CLAY COUNTY REHABILITATION CENTER INCORPORATED	DISABLED/SHELTERED/REHABILITATION	770	666	2,108	3,544
COMMUNITY SUPPORT SYSTEMS	DISABLED/SHELTERED/REHABILITATION	630	630	1,890	3,150
CROONERS	DISABLED/SHELTERED/REHABILITATION	435	410	565	1,410
LASER INNOVATIONS INC	DISABLED/SHELTERED/REHABILITATION	1,023			1,023
LEE'S FOODSERVICE PARTS AND REPAIRS INC	DISABLED/SHELTERED/REHABILITATION		360	537	897
LESTER AND ROSALIE ANIXTER CENTER	DISABLED/SHELTERED/REHABILITATION	150			150
ARC OF THE QUAD CITIES AREA	DISABLED/SHELTERED/REHABILITATION		45		45
TOTAL		2,433,321	2,267,860	2,488,219	7,189,400

FY20 Q3 DIVERSITY SPEND BY VENDOR
 July 1, 2019 through March 31, 2020

VENDOR NAME	Minority-Category	FY20 Q1 (Through 9/30/2020)	FY20 Q2 (Through 12/31/2020)	FY20 Q3 (Through 3/31/2020)	FY20 Q3 (Through 3/31/2020)
INDUSTRIA INC	SDVOSB	2,494,276	1,890,323	1,070,962	4,384,599
VIRTUAL ENERGY SOLUTIONS INC	SDVOSB	110,402	30,242		140,645
CHICAGO FIRE PROTECTION LLC	VOSB	114,120			114,120
SUPPLIED INDUSTRIAL SOLUTIONS INC	VOSB	72,915	37,329	409,996	110,244
COMMAND MECHANICAL GROUP	VOSB		50,899		50,899
MODE ARCHITECTS PC	VOSB		28,160		28,160
ESKENAZI FARRELL ASSOCIATES LLC	VOSB	14,459	9,890	71,271	24,349
CPMH CONSTRUCTION INC	VOSB		22,426		22,426
NAMAT CONSTRUCTION CO INC	VOSB	19,252			19,252
MZI BUILDING SERVICES INC/MZI GROUP INC	VOSB		17,107		17,107
MIDDLETON CONSTRUCTION CONSULTING OF ILLINOIS LLC	SDVOSB		14,200	7,160	14,200
JUNEAU ASSOCIATES INC PC	VOSB	3,526	9,757		13,283
TROPICAL ENVIRONMENTAL INC	SDVOSB	6,396			6,396
WOLF ELECTRIC SUPPLY COMPANY INC	VOSB	693	5,568	1,470	6,261
GRIGGS MITCHELL ALMA OF IL LLC DBA GMA CONSTRUCTION GROUP	VOSB	6,000			6,000
ORION ENGINEERS LLC	VOSB	4,763			4,763
WORLD'S PRINTING	VOSB	1,874			1,874
YAGLA ENGINEERING SERVICES INC	VOSB		332	9,089	332
3RD COAST IMAGING INCORPORATED	VOSB			1,335	
ONEILL CONTRACTORS INCORPORATED	SDVOSB			368,355	
TOTAL		354,400	225,911	1,939,639	580,311