

Reported to the Board of Trustees  
November 12, 2020

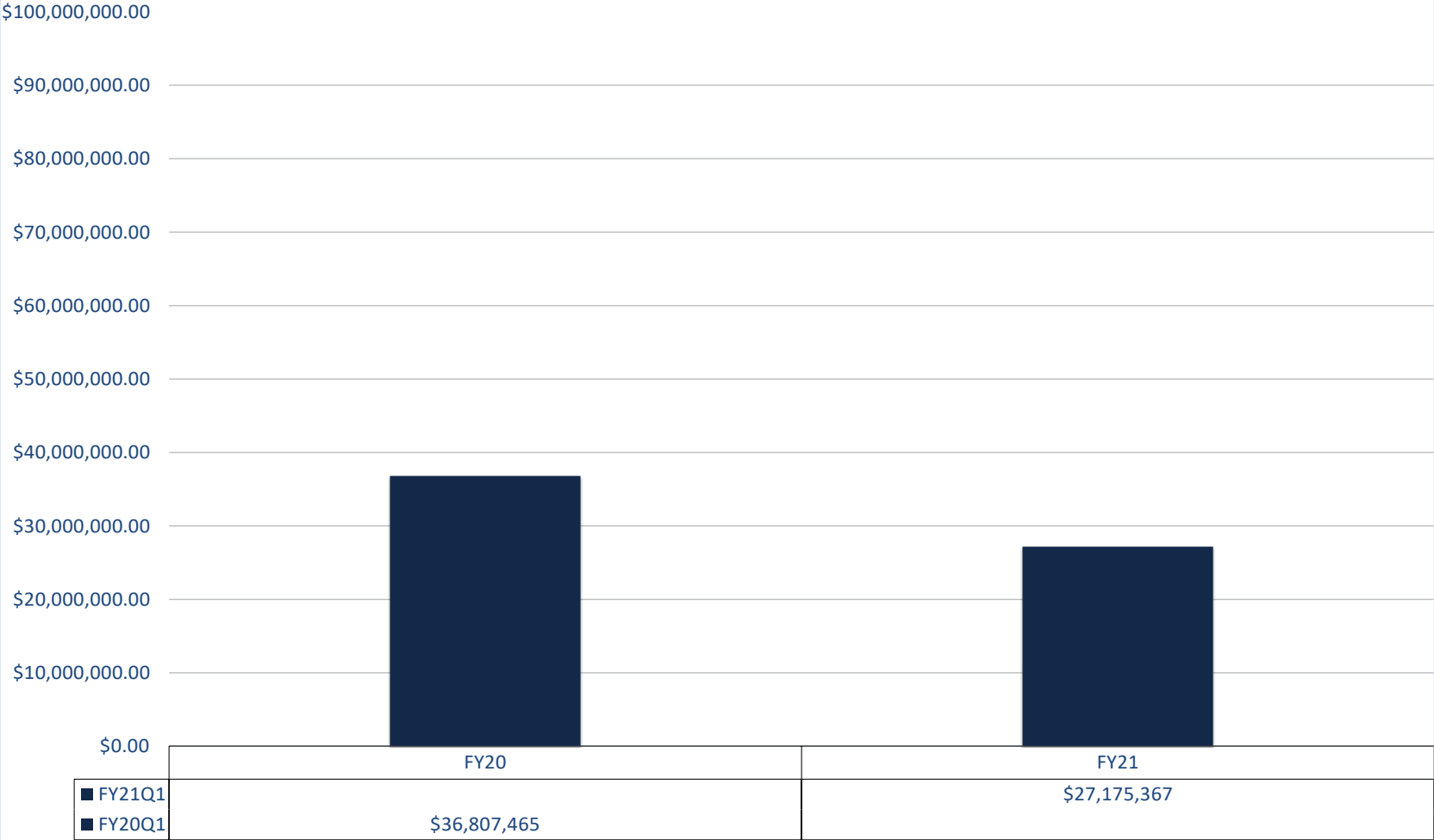
Board Meeting  
November 12, 2020

## **Diversity Report to the Board of Trustees**

### **University of Illinois**

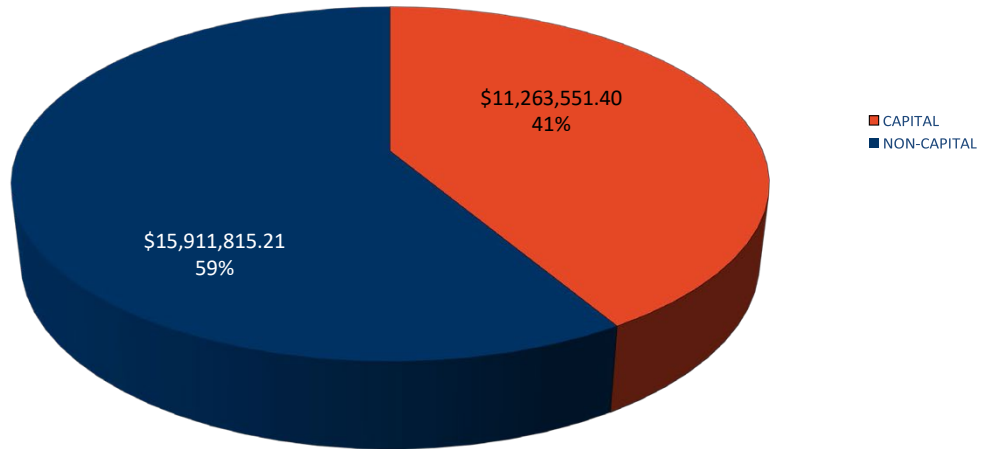
Attached is a report that responds to the Board of Trustees' request for periodic information on diversity expenditures. The report lists expenditures by diversity vendor for the period of July 1, 2020 through September 30, 2020. The corresponding budget for fiscal year 2021 will be provided with future reports upon approval by the Board of Trustees. The data are summarized in the first chart for capital and non-capital diversity expenditures in total, by campus and by category. The final charts lists total expenditures for the reporting period by diversity vendor.

**YEAR OVER YEAR RELATIVE QUARTER DIVERSE SPEND COMPARISON**



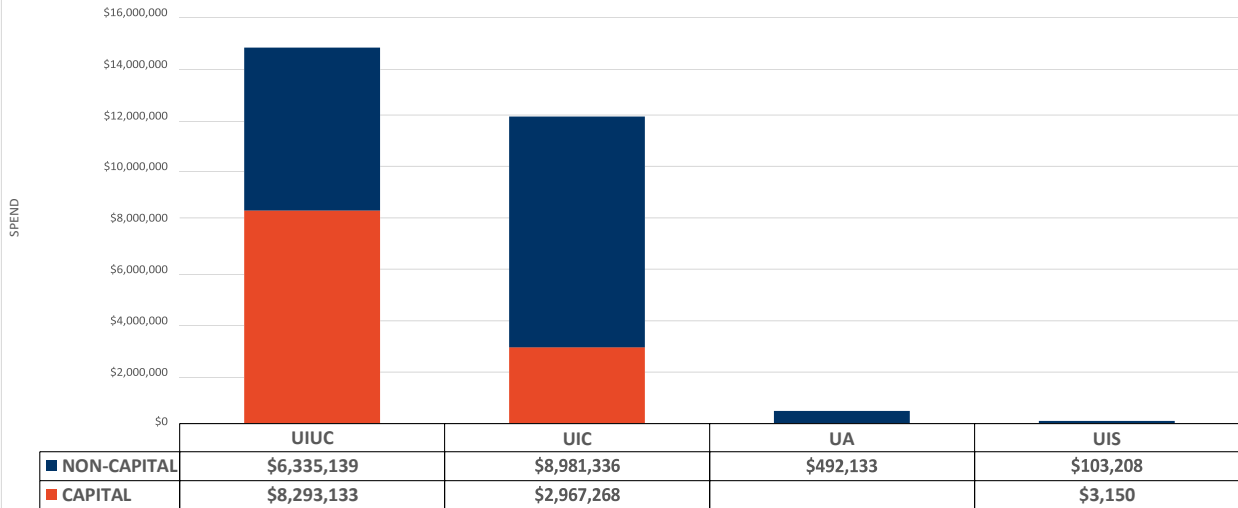
FY21Q1 DIVERSE SPEND	\$27,175,366.61
----------------------	-----------------

**FY21 Capital & Non-Capital Diversity Spend Report Expenditures (Through 9/30/2020)**

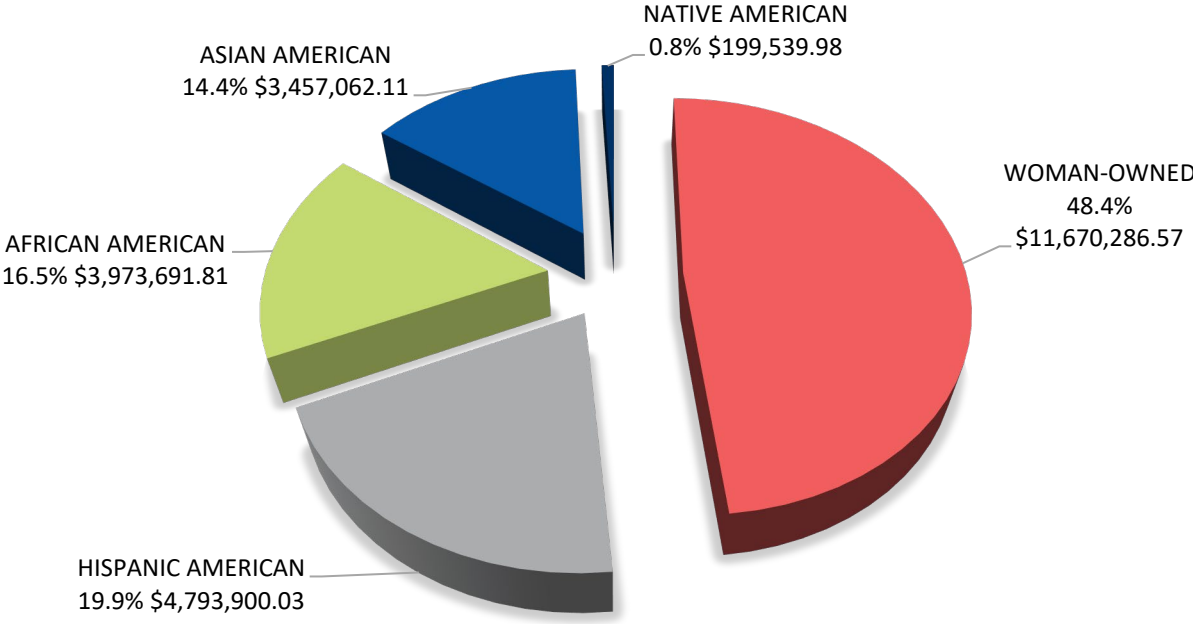


**Grand Total = \$27,175,366.61**

**FY21 Capital & Non-Capital Diversity Spend Report Expenditures by Campus (Through 9/30/2020)**



# FY21Q1 Diversity Spend Report Expenditures Category (Through 9/30/2020)



FY21 Q1 DIVERSITY SPEND BY VENDOR  
 July 1, 2020 through September 30, 2020

VENDOR NAME	Minority-Category	FY21 Q1 (Through 9/30/2020)	FY21 Q1 (Through 9/30/2020)
CG CONSTRUCTION SUPPLY COMPANY INC	AFRICAN AMERICAN	299,756	299,756
VEYA INC	AFRICAN AMERICAN	295,574	295,574
INDUSTRIAL AND UTILITY SUPPLY LTD/INDUSTRIAL ELECTRIC SUPP	AFRICAN AMERICAN	284,346	284,346
M CANNON ROOFING CO LLC	AFRICAN AMERICAN	237,690	237,690
UJAMAA CONSTRUCTION INCORPORATED	AFRICAN AMERICAN	233,732	233,732
NEW BEGINNINGS CONTRACTORS INC	AFRICAN AMERICAN	229,298	229,298
MOODY NOLAN INCORPORATED	AFRICAN AMERICAN	209,916	209,916
JP EXCAVATING AND TRUCKING	AFRICAN AMERICAN	166,061	166,061
INTERNATIONAL QUALITY CONTRACTING INC	AFRICAN AMERICAN	156,621	156,621
INTEGRATED LIGHTING TECHNOLOGIES INC/INTEGRATING GREEN TECH	AFRICAN AMERICAN	140,140	140,140
F J ROBINSONS CONTRACTING	AFRICAN AMERICAN	131,306	131,306
ENVIRONMENTAL DESIGN INTERNATIONAL INC	AFRICAN AMERICAN	127,864	127,864
MAINTENANCE SOLUTIONS INC	AFRICAN AMERICAN	124,823	124,823
ELECTRICAL RESOURCE MANAGEMENT	AFRICAN AMERICAN	119,930	119,930
ROBERT L MILLER ASSOCIATES INC	AFRICAN AMERICAN	106,518	106,518
ANCHOR STAFFING INC	AFRICAN AMERICAN	103,489	103,489
PROFESSIONAL ELEVATOR SERVICES INC	AFRICAN AMERICAN	98,315	98,315
EXPRESS ELECTRIC SUPPLY	AFRICAN AMERICAN	94,491	94,491
ELECTRONIC KNOWLEDGE INTERCHANGE COMPANY	AFRICAN AMERICAN	84,310	84,310
NATIONAL HVACDBA NATIONAL INSULATION INC	AFRICAN AMERICAN	82,054	82,054
CALL FLAWLESS INC	AFRICAN AMERICAN	78,968	78,968
LYONS VIEW MANUFACTURER AND SUPPLY INC	AFRICAN AMERICAN	70,070	70,070
SUPPLIED INDUSTRIAL SOLUTIONS INC	AFRICAN AMERICAN	67,560	67,560
PREMIER STAFFING SOURCE INC	AFRICAN AMERICAN	67,014	67,014
DAVIS DAVIS GENERAL CONSTRUCTION AND CONCRETE INC	AFRICAN AMERICAN	60,268	60,268
INTER-CITY SUPPLY COMPANY INC	AFRICAN AMERICAN	38,673	38,673
WEBB ENGINEERING SERVICES INC	AFRICAN AMERICAN	38,619	38,619
SLG INNOVATION INC	AFRICAN AMERICAN	32,256	32,256
WALKERHEALTHCAREIT LLC	AFRICAN AMERICAN	30,766	30,766
BLUE FOX CLEANING SERVICE LLC	AFRICAN AMERICAN	23,240	23,240
DUST EM CLEAN MAINTENANCE COMPANY INC	AFRICAN AMERICAN	20,999	20,999
MILHOUSE ENGINEERING AND CONSTRUCTION INC	AFRICAN AMERICAN	17,031	17,031
TAYLOR MADE DESIGN INCORPORATED	AFRICAN AMERICAN	16,684	16,684
THE RODERICK GROUP DBA ARDMORE RODERICK	AFRICAN AMERICAN	13,293	13,293
ASAPRO LLC	AFRICAN AMERICAN	12,247	12,247
URBAN TRANSFORMATION FARMS INC	AFRICAN AMERICAN	8,949	8,949
SIERRA GLASS COMPANY	AFRICAN AMERICAN	6,682	6,682
VOLUNTEER SUPPLY INDUSTRIES LTD	AFRICAN AMERICAN	6,656	6,656
OMAR MEDICAL SUPPLIES INCORPORATED	AFRICAN AMERICAN	6,480	6,480
ARCHITECTS ENTERPRISE LTD	AFRICAN AMERICAN	5,956	5,956
MYLEER CORPORATION	AFRICAN AMERICAN	5,299	5,299
JSR ENTERPRISES INC	AFRICAN AMERICAN	4,328	4,328
VICTORY PHARMACY OF DECATUR INC/VICTORY MEDICAL EQUIPMENT	AFRICAN AMERICAN	4,037	4,037
URBAN PRESCRIPTIVES CONSULTING INC	AFRICAN AMERICAN	4,000	4,000
DAVID MASON ASSOCIATES OF ILLINOIS LTD	AFRICAN AMERICAN	2,832	2,832
THE BOWA GROUP INC	AFRICAN AMERICAN	2,684	2,684
ASHLAUR CONSTRUCTION COMPANY INC	AFRICAN AMERICAN	1,000	1,000
HILTON PUBLISHING INC/HPC	AFRICAN AMERICAN	517	517
WOMEN AND DRONES LLC	AFRICAN AMERICAN	350	350
<b>TOTAL</b>		<b>3,973,692</b>	<b>3,973,692</b>

FY21 Q1 DIVERSITY SPEND BY VENDOR  
 July 1, 2020 through September 30, 2020

VENDOR NAME	Minority- Category	FY21 Q1 (Through 9/30/2020)	FY21 Q1 (Through 9/30/2020)
PACE SYSTEMS INC	ASIAN AMERICAN	1,079,174	1,079,174
MECCOR INDUSTRIES LTD	ASIAN AMERICAN	1,055,952	1,055,952
NEXT GENERATION TECHNOLOGY INC	ASIAN AMERICAN	263,703	263,703
SUNRISE HITEK GROUP LLC/SUNRISE DIGITAL	ASIAN AMERICAN	195,433	195,433
LEAD IT CORPORATION	ASIAN AMERICAN	169,398	169,398
RUBINOS AND MESIA ENGINEERS INC	ASIAN AMERICAN	133,683	133,683
SNITIAL TECHNOLOGIES INCORPORATED	ASIAN AMERICAN	98,375	98,375
RELIABLE CONTRACTING AND EQUIPMENT CO	ASIAN AMERICAN	77,250	77,250
MACK CONSTRUCTION SERVICESLLC	ASIAN AMERICAN	70,209	70,209
STEARNJOGLEKAR LTD	ASIAN AMERICAN	58,564	58,564
CCS INTERNATIONAL INC	ASIAN AMERICAN	56,710	56,710
EKLA CORPORATION	ASIAN AMERICAN	53,759	53,759
NET SOURCE INC	ASIAN AMERICAN	35,803	35,803
SHEN MILSOM WILKE LLC	ASIAN AMERICAN	33,676	33,676
VISIONPOINT MARKETING LLC	ASIAN AMERICAN	27,224	27,224
VIVA USA INCORPORATED	ASIAN AMERICAN	18,742	18,742
MODE ARCHITECTS PC	ASIAN AMERICAN	15,810	15,810
TERRY GUEN DESIGN ASSOCIATES INC	ASIAN AMERICAN	4,860	4,860
INTERRA INCORPORATED	ASIAN AMERICAN	3,009	3,009
CRYSTAL CHEM INCORPORATED	ASIAN AMERICAN	2,055	2,055
HANSON INFORMATION SYSTEMS INCORPORATED	ASIAN AMERICAN	1,845	1,845
DAS CONSULTING SERVICES LLC	ASIAN AMERICAN	1,694	1,694
DIAGNOCINE LLC	ASIAN AMERICAN	135	135
<b>TOTAL</b>		<b>3,457,062</b>	<b>3,457,062</b>

FY21 Q1 DIVERSITY SPEND BY VENDOR  
July 1, 2020 through September 30, 2020

VENDOR NAME	Minority-Category	FY21 Q1 (Through 9/30/2020)	FY21 Q1 (Through 9/30/2020)
VALOR TECHNOLOGIES INCORPORATED	HISPANIC AMERICAN	1,149,413	1,149,413
ACCEL CONSTRUCTION SERVICES GROUP LLC	HISPANIC AMERICAN	862,331	862,331
MONTERREY SECURITY CONSULTANTS INC	HISPANIC AMERICAN	590,541	590,541
CSI 3000 INC	HISPANIC AMERICAN	392,798	392,798
OLD VETERAN CONSTRUCTION INC	HISPANIC AMERICAN	165,266	165,266
AMERICAN SURVEYING AND ENGINEERING PC	HISPANIC AMERICAN	140,410	140,410
BRANDENBURGER PLUMBING INC	HISPANIC AMERICAN	126,108	126,108
ESCARPITA CONSTRUCTION COMPANY INC	HISPANIC AMERICAN	118,938	118,938
MIDWAY CONTRACTING GROUP LLC	HISPANIC AMERICAN	109,128	109,128
GLOBAL WATER TECHNOLOGY INC	HISPANIC AMERICAN	95,375	95,375
M W POWELL COMPANY	HISPANIC AMERICAN	94,160	94,160
SPEEDY GONZALEZ LANDSCAPING INC	HISPANIC AMERICAN	93,038	93,038
BAUTISTA ELECTRIC ENTERPRISES INC	HISPANIC AMERICAN	73,593	73,593
BIENALI PROMOTIONS LLC	HISPANIC AMERICAN	63,013	63,013
CRAFT MECHANICAL LLC	HISPANIC AMERICAN	60,818	60,818
MARKET CONTRACTING SERVICE INC	HISPANIC AMERICAN	54,496	54,496
TERRA DEMOLITION	HISPANIC AMERICAN	53,250	53,250
MIDWEST MOVING AND STORAGE INC	HISPANIC AMERICAN	52,296	52,296
NEW ERA PAINTING INC	HISPANIC AMERICAN	45,747	45,747
VARGAS GROUP INC	HISPANIC AMERICAN	44,622	44,622
MEP INFRASTRUCTURE SOLUTIONS INCORPORATED	HISPANIC AMERICAN	40,108	40,108
KES PROTECHS COMPANY	HISPANIC AMERICAN	35,937	35,937
BAUER LATOZA STUDIO LIMITED	HISPANIC AMERICAN	33,377	33,377
DURANGO PAINTING	HISPANIC AMERICAN	32,654	32,654
DUMEX CONSTRUCTION COMPANY	HISPANIC AMERICAN	28,112	28,112
DRIVE CONSTRUCTION INC	HISPANIC AMERICAN	26,183	26,183
WOLF ELECTRICAL SUPPLY COMPANY	HISPANIC AMERICAN	25,004	25,004
NES INC	HISPANIC AMERICAN	22,196	22,196
GONZALEZ IRON WORKS LLC	HISPANIC AMERICAN	20,165	20,165
SANCHEZ AND DANIELS AND HOFFMAN LLP	HISPANIC AMERICAN	19,957	19,957
PINTO CONSTRUCTION GROUP INC	HISPANIC AMERICAN	15,082	15,082
UPTOWN DECORATING CORP	HISPANIC AMERICAN	13,050	13,050
PMJ ENTERPRISES INC	HISPANIC AMERICAN	10,676	10,676
MONTENEGRO PAPER LTD/MONTENEGRO INC	HISPANIC AMERICAN	10,640	10,640
CPMH CONSTRUCTION INC	HISPANIC AMERICAN	9,512	9,512
ARCHITRAVE LTD	HISPANIC AMERICAN	9,498	9,498
MIRACLE BUSINESS SOLUTIONS LLC	HISPANIC AMERICAN	8,665	8,665
MILHOUSE CONSTRUCTION INC	HISPANIC AMERICAN	8,280	8,280
PANIAGUA GROUP INC	HISPANIC AMERICAN	7,528	7,528
IBUILDERS CORP	HISPANIC AMERICAN	7,380	7,380
NESTBUILDERS INC DBA DBHMS	HISPANIC AMERICAN	6,675	6,675
MS SEBASTIAN PAINTING INCS	HISPANIC AMERICAN	6,325	6,325
GARCIA AND SONS CONSTRUCTION CO	HISPANIC AMERICAN	4,500	4,500
DYNAMIC HEATING AND PIPING COMPANY	HISPANIC AMERICAN	3,420	3,420
METAPHRASIS LANGUAGE AND CULTURAL SOLUTIONS LLC	HISPANIC AMERICAN	3,046	3,046
US MESSENGER AND LOGISTICS INC/USM LOGISTICS US MESSENGER	HISPANIC AMERICAN	562	562
A MAESTRANZI SONS KNIFE SERVICES LLC	HISPANIC AMERICAN	30	30
<b>TOTAL</b>		<b>4,793,900</b>	<b>4,793,900</b>

FY21 Q1 DIVERSITY SPEND BY VENDOR  
July 1, 2020 through September 30, 2020

VENDOR NAME	Minority- Category	FY21 Q1 (Through 9/30/2020)	FY21 Q1 (Through 9/30/2020)
PIER GROUP LLC	WOMAN-OWNED	1,120,818	1,120,818
MARSHA L NORRIS DBA MLN ENTERPRISE	WOMAN-OWNED	1,103,207	1,103,207
GLESCO ELECTRIC INCORPORATED	WOMAN-OWNED	967,911	967,911
COMMERCIAL FLOOR COVERING INC/TSI COMMERCIAL FLOOR COVERING	WOMAN-OWNED	776,851	776,851
FICEK ELECTRIC COMMUNICATION SYSTEMS INC	WOMAN-OWNED	655,950	655,950
AUTUMN CONSTRUCTION SERVICES INC	WOMAN-OWNED	548,772	548,772
PRECISION BUILDERS ASSOCIATES INC	WOMAN-OWNED	521,326	521,326
CAD CONSTRUCTION INC	WOMAN-OWNED	488,354	488,354
TITAN INDUSTRIES INC	WOMAN-OWNED	351,209	351,209
ILLINI SUPPLY	WOMAN-OWNED	340,648	340,648
ON THE JOB CONSULTING INC/PIXO	WOMAN-OWNED	296,523	296,523
CT MECHANICAL	WOMAN-OWNED	255,676	255,676
VON ALST OPERATING LLC	WOMAN-OWNED	253,990	253,990
BAILEY EDWARD DESIGN INC	WOMAN-OWNED	249,654	249,654
KRUT'S ELECTRIC INCORPORATED	WOMAN-OWNED	225,145	225,145
AIR DESIGN SYSTEMS INC	WOMAN-OWNED	206,058	206,058
PHOENIX BUSINESS SOLUTIONS LLC	WOMAN-OWNED	199,204	199,204
OLYMPIC CONSTRUCTION COMPANY LLC	WOMAN-OWNED	194,868	194,868
FRANKLYNN INC/CHEMICAL MAINTENANCE INC CMI	WOMAN-OWNED	164,025	164,025
G COOPER OIL COMPANY INC	WOMAN-OWNED	157,420	157,420
SOUTHLAND CUSTOM DECORATING INC	WOMAN-OWNED	149,985	149,985
RESOURCE ONE OF ILLINOIS LLC	WOMAN-OWNED	132,820	132,820
GREEN CREW INC	WOMAN-OWNED	125,365	125,365
JRH ENTERPRISES INC	WOMAN-OWNED	119,699	119,699
KAVE INC	WOMAN-OWNED	116,697	116,697
CMMS EXCELERATION INCORPORATED	WOMAN-OWNED	112,314	112,314
ANDERSON LOCK COMPANY LTD	WOMAN-OWNED	99,037	99,037
TILTON KELLY AND BELL LLC	WOMAN-OWNED	97,163	97,163
CRYOGENIC US LLC	WOMAN-OWNED	72,552	72,552
OTTIE LLC	WOMAN-OWNED	69,367	69,367
DUNKER ELECTRIC SUPPLY INC	WOMAN-OWNED	67,511	67,511
PHD SERVICES LLC	WOMAN-OWNED	65,004	65,004
DASHCOINC	WOMAN-OWNED	63,557	63,557
WOLF ELECTRIC INCORPORATED	WOMAN-OWNED	62,129	62,129
OCCUPATIONAL TRAINING AND SUPPLY INC	WOMAN-OWNED	57,046	57,046
J-MAC ASSOCIATES LIMITED	WOMAN-OWNED	50,955	50,955
PEDIATRIC INTERACTIONS INCORPORATED	WOMAN-OWNED	49,029	49,029
CAPITOL CONSTRUCTION GROUP LLC/EGIZII ELECTRIC	WOMAN-OWNED	45,880	45,880
SELECT CONTRACTING LLC	WOMAN-OWNED	44,600	44,600
A LUCAS SONS STEEL	WOMAN-OWNED	43,975	43,975
DILLON REPORTING SERVICE	WOMAN-OWNED	43,573	43,573
NICKA AND ASSOCIATES INC	WOMAN-OWNED	42,573	42,573
GORDON ELECTRIC SUPPLY	WOMAN-OWNED	39,989	39,989
COLMAN BROHAN AND DAVIS INC/CBD MARKETING	WOMAN-OWNED	37,515	37,515
JOHNSON LASKY KINDELIN ARCHITECTS INC	WOMAN-OWNED	33,570	33,570
COOK FASSER ASSOCIATES INCORPORATED	WOMAN-OWNED	33,378	33,378
WATTS COPY SYSTEMS INC	WOMAN-OWNED	33,228	33,228
EVERGREEN SUPPLY	WOMAN-OWNED	30,650	30,650



FY21 Q1 DIVERSITY SPEND BY VENDOR  
July 1, 2020 through September 30, 2020

AMERICAN PRECISION SUPPLY INC	WOMAN-OWNED	25,965	25,965
RADA ARCHITECTS LTD	WOMAN-OWNED	25,010	25,010
SUPERIOR FLOOR COVERING INC	WOMAN-OWNED	24,558	24,558
KATCO DEVELOPMENT INC	WOMAN-OWNED	24,330	24,330
A2 LANDSCAPE CONTRACTORS	WOMAN-OWNED	24,151	24,151
PRIMERA ENGINEERS LTD	WOMAN-OWNED	24,020	24,020
CUSHING AND COMPANY	WOMAN-OWNED	23,250	23,250
POOL ADMINISTRATORS INCORPORATED	WOMAN-OWNED	23,153	23,153
ADCO ADVERTISING AGENCY INC	WOMAN-OWNED	20,000	20,000
RELIABLE ENVIRONMENTAL SOLUTIONS INCORPORATED	WOMAN-OWNED	19,857	19,857
CAREIT HEALTH LLC/NOWPOW	WOMAN-OWNED	17,733	17,733
RD MCMILLEN ENTERPRISES INCORPORATED	WOMAN-OWNED	17,564	17,564
CENTRAL STATES MEDIA	WOMAN-OWNED	16,700	16,700
CHICAGO COMMUNICATIONS LLC	WOMAN-OWNED	15,284	15,284
ALL TECH ENERGY INC	WOMAN-OWNED	14,362	14,362
PRAIRIE RESTORATIONS INCORPORATED	WOMAN-OWNED	13,903	13,903
HAGERMAN AND COMPANY INC	WOMAN-OWNED	13,735	13,735
JEET INCORPORATED	WOMAN-OWNED	13,110	13,110
CR SCHMIDT INC	WOMAN-OWNED	12,733	12,733
BELLA BAGNO INC	WOMAN-OWNED	12,205	12,205
TRANSFORMATIONS BY WIELAND INC	WOMAN-OWNED	11,739	11,739
HYGIENEERING INC	WOMAN-OWNED	11,302	11,302
SIEBERT CONSTRUCTION MILLWORK INC	WOMAN-OWNED	11,189	11,189
DRAPERIES AND INTERIORS BY DESIGN INCORPORATED	WOMAN-OWNED	10,590	10,590
STOCKS BUSINESS FURNITURE INC/STOCKS OFFICE FURNITURE	WOMAN-OWNED	10,547	10,547
SEICO INC	WOMAN-OWNED	10,469	10,469
M HARRIS AND CO	WOMAN-OWNED	10,000	10,000
CARNOW CONIBEAR ASSOC LTD	WOMAN-OWNED	9,737	9,737
JADE CARPENTRY CONTRACTORS INC	WOMAN-OWNED	9,455	9,455
UPLAND DESIGN LTD	WOMAN-OWNED	9,117	9,117
UNDERLAND ARCHITECTURAL SYSTEMS INC	WOMAN-OWNED	8,798	8,798
WORLD OF PROMOTIONS	WOMAN-OWNED	8,288	8,288
FUHRMANN ENGINEERING INCORPORATED	WOMAN-OWNED	8,236	8,236
M AND G GRAPHICS INC	WOMAN-OWNED	8,220	8,220
ELIZABETH A BLANKENSHIP DBA BPI TESTING LLC	WOMAN-OWNED	8,162	8,162
PROGRESSIVE INDUSTRIES INC	WOMAN-OWNED	8,033	8,033
EVERY BLOOMIN INDUSTRIAL SUPPLYINC	WOMAN-OWNED	7,560	7,560
CHRISTNER ARCHITECTS	WOMAN-OWNED	6,706	6,706
BIG PICTURE MARKETING INCORPORATED	WOMAN-OWNED	6,186	6,186
ALTUSWORKS INCORPORATED	WOMAN-OWNED	5,968	5,968
YOUR PARTNER PROMOTIONS INC	WOMAN-OWNED	5,637	5,637
S2O CONSULTANTS INC	WOMAN-OWNED	5,440	5,440
KSID INTERIORS INC	WOMAN-OWNED	5,292	5,292
SEHERIHDE LLC	WOMAN-OWNED	5,208	5,208
FITZGERALD ARCHITECTURE PLANNING DESIGN	WOMAN-OWNED	5,130	5,130
XO VEST INCORPORATED	WOMAN-OWNED	5,112	5,112
CIVIL DESIGN INC	WOMAN-OWNED	4,810	4,810
CONTINENTAL TRANSPORTATION SOLUTIONS INC	WOMAN-OWNED	4,790	4,790
NANCY VERBOUT DBA THREAD LETTERS	WOMAN-OWNED	4,456	4,456
MIDCO ELECTRIC SUPPLY INC	WOMAN-OWNED	4,212	4,212
NATIONAL PAINTING INC	WOMAN-OWNED	3,895	3,895

FY21 Q1 DIVERSITY SPEND BY VENDOR  
July 1, 2020 through September 30, 2020

ILLINI FIRE EQUIPMENT CO INC	WOMAN-OWNED	3,832	3,832
COTTER CONSULTING INC	WOMAN-OWNED	3,826	3,826
CHRISTY WEBBER AND CO/CHRISTY WEBBER LANDSCAPES	WOMAN-OWNED	2,731	2,731
MARUCCO STODDARD FERENBACH AND WALSH INC/MSF AND W CONSULT	WOMAN-OWNED	2,723	2,723
LANDSCAPE SOLUTIONS LLC	WOMAN-OWNED	2,490	2,490
EVERLIGHTS INCORPORATED	WOMAN-OWNED	2,394	2,394
WRF ENGINEERS LLC	WOMAN-OWNED	2,024	2,024
AMS ELITE SOLUTIONS INC	WOMAN-OWNED	1,905	1,905
KAIZEN HEALTH	WOMAN-OWNED	1,792	1,792
MASSIE MASSIE ASSOCIATES INC	WOMAN-OWNED	1,740	1,740
CICERO MANUFACTURING AND SUPPLY COMPANY INCORPORATED	WOMAN-OWNED	1,381	1,381
KA REBAR	WOMAN-OWNED	1,234	1,234
EXPRESS BUSINESS PRODUCTS LLC	WOMAN-OWNED	1,175	1,175
STILES OFFICE SOLUTIONS INC	WOMAN-OWNED	1,026	1,026
MJB DECORATING INC	WOMAN-OWNED	1,000	1,000
DLS INVESTMENTS INCORPORATED/DECATUR BOLT COMPANY	WOMAN-OWNED	927	927
JACOBSRYAN ASSOCIATES	WOMAN-OWNED	866	866
AN EXECUTIVE DECISION	WOMAN-OWNED	815	815
ELECTRICAL CONTRACTORS INC	WOMAN-OWNED	801	801
HEALTH EDUCATION RESEARCH ASSOCIATES INC	WOMAN-OWNED	800	800
SJB PROMOTIONS INCORPORATED	WOMAN-OWNED	661	661
ACTION BAG COMPANY	WOMAN-OWNED	472	472
PROTYPE PRINTING INCORPORATED	WOMAN-OWNED	415	415
RUNCO OFFICE SUPPLY	WOMAN-OWNED	243	243
MULTILINGUAL CONNECTIONS LLC	WOMAN-OWNED	199	199
JOHNSON MECHANICAL SERVICE INC	WOMAN-OWNED	103	103
TETRA MEDICAL SUPPLY CORP	WOMAN-OWNED	33	33
R D MCMILLEN ENTERPRIS	WOMAN-OWNED	0	0

<b>TOTAL</b>	<b>11,670,287</b>	<b>11,670,287</b>
--------------	-------------------	-------------------

FY21 Q1 DIVERSITY SPEND BY VENDOR  
July 1, 2020 through September 30, 2020

VENDOR NAME	Minority- Category	FY21 Q1 (Through 9/30/2020)	FY21 Q1 (Through 9/30/2020)
EAGLE-NICHOLS INC	NATIVE AMERICAN	199,540	199,540

TOTAL	199,540	199,540
-------	---------	---------

FY21 Q1 DIVERSITY SPEND BY VENDOR  
July 1, 2020 through September 30, 2020

VENDOR NAME	Minority-Category	FY21 Q1 (Through 9/30/2020)	FY21 Q1 (Through 9/30/2020)
CHICAGO LIGHTHOUSE FOR PEOPLE WHO ARE BLIND AND VISUALLY I	DISABLED/SHELTERED/REHABILITATION	1,373,079	1,373,079
LCM ARCHITECTS LLC	DISABLED/SHELTERED/REHABILITATION	122,643	122,643
ADA S MCKINLEY COMMUNITY SERVICES INCORPORATED	DISABLED/SHELTERED/REHABILITATION	40,894	40,894
BRIDGEWAY INCORPORATED	DISABLED/SHELTERED/REHABILITATION	32,034	32,034
DEVELOPMENTAL SERVICES CENTER	DISABLED/SHELTERED/REHABILITATION	18,573	18,573
SEICO INC	DISABLED/SHELTERED/REHABILITATION	11,480	11,480
COMMUNITY SUPPORT SYSTEMS	DISABLED/SHELTERED/REHABILITATION	1,260	1,260
CROONERS	DISABLED/SHELTERED/REHABILITATION	318	318
<b>TOTAL</b>		<b>1,600,281</b>	<b>1,600,281</b>

FY21 Q1 DIVERSITY SPEND BY VENDOR  
 July 1, 2020 through September 30, 2020

VENDOR NAME	Minority-Category	FY21 Q1 (Through 9/30/2020)	FY21 Q1 (Through 9/30/2020)
FELMLEY-DICKERSON COMPANY	VOSB	1,429,596	1,429,596
SUPPLIED INDUSTRIAL SOLUTIONS INC	VOSB	67,560	67,560
WOLF ELECTRICAL SUPPLY COMPANY	VOSB	25,004	25,004
CHICAGO FIRE PROTECTION LLC	SDVOSB	19,785	19,785
JUNEAU ASSOCIATES INC PC	VOSB	18,900	18,900
MODE ARCHITECTS PC	VOSB	15,810	15,810
ESKENAZI FARRELL ASSOCIATES LLC	VOSB	12,325	12,325
	<b>TOTAL</b>	<b>1,588,980</b>	<b>1,588,980</b>