

Reported to the Board of Trustees
November 14, 2019

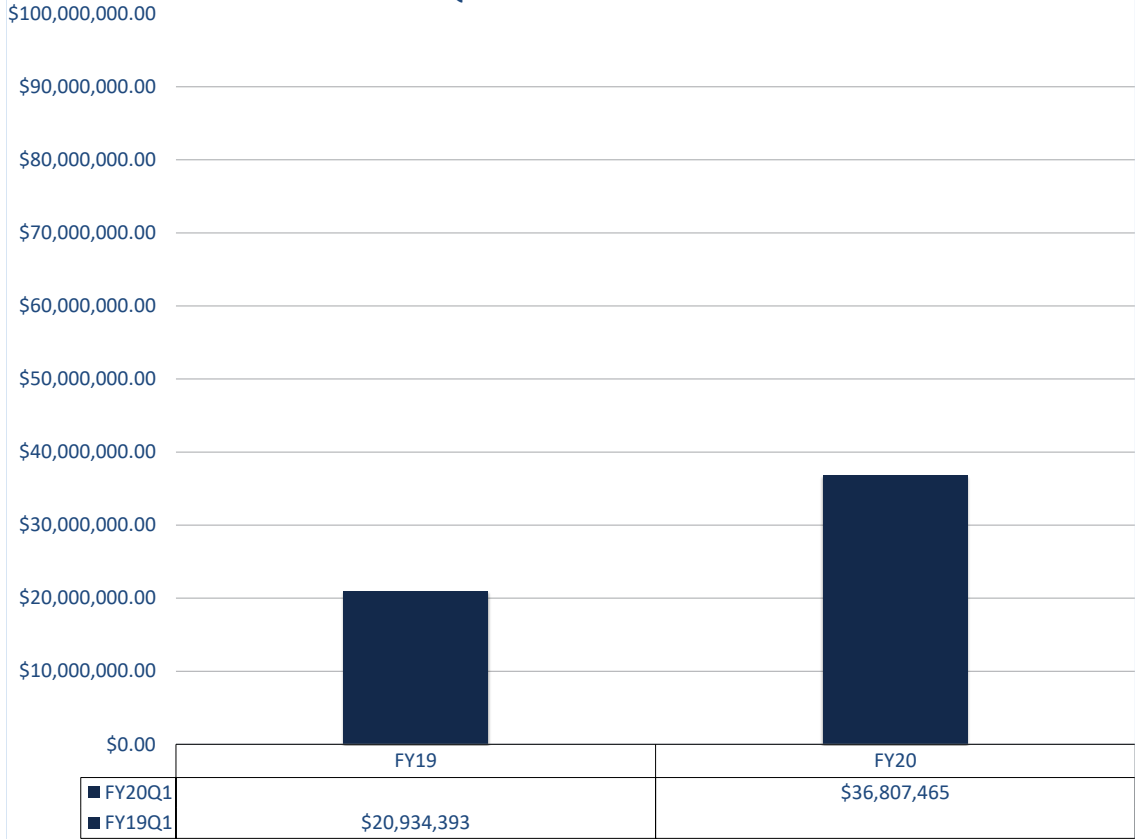
Board Meeting
November 14, 2019

Diversity Report to the Board of Trustees

University of Illinois

Attached is a report that responds to the Board of Trustees' request for periodic information on diversity expenditures. The report lists expenditures by diversity vendor for the period of July 1, 2019 through September 30, 2019. The corresponding budget for fiscal year 2020 is \$6,969,976,000. The data are summarized in the first chart for capital and non-capital diversity expenditures in total, by campus and by category. The final charts lists total expenditures for the reporting period by diversity vendor.

YEAR OVER YEAR RELATIVE QUARTER DIVERSE SPEND COMPARISON

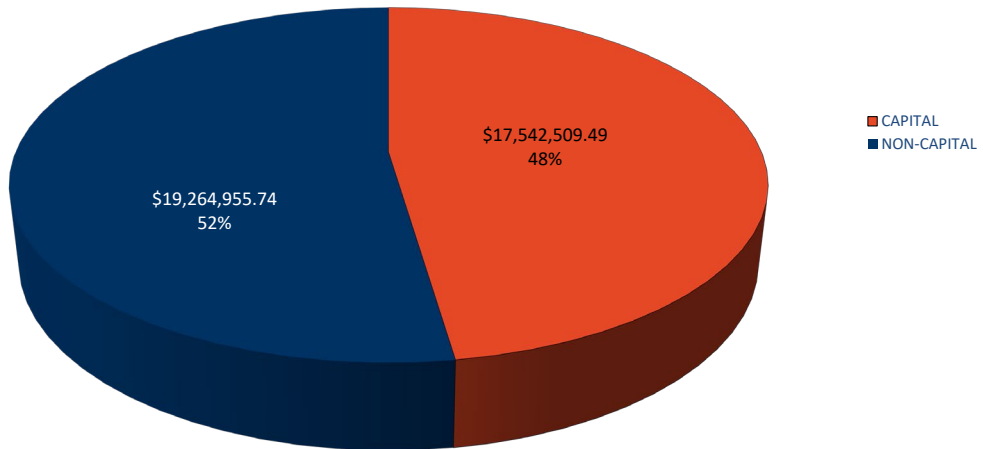


TOTAL EXPENSE BUDGET	\$6,969,976,000.00
PAYMENTS ON BEHALF	\$1,715,598,000.00
OTHER AUTOMATIC EXEMPTIONS	\$3,656,888,564.18
TOTAL BUDGET SUBJECT TO GOAL*	\$1,597,489,435.82

FY20Q1 DIVERSE SPEND	\$36,807,465.23
----------------------	-----------------

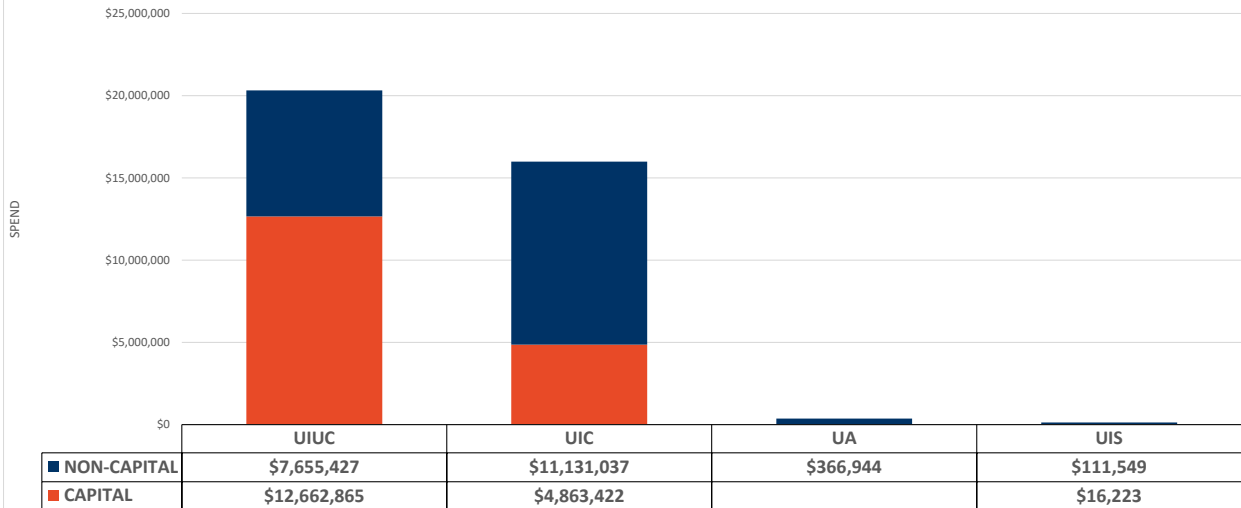
*FY19 BEP EXEMPTIONS STILL TO BE FINALIZED

FY20 Capital & Non-Capital Diversity Spend Report Expenditures (Through 9/30/2019)

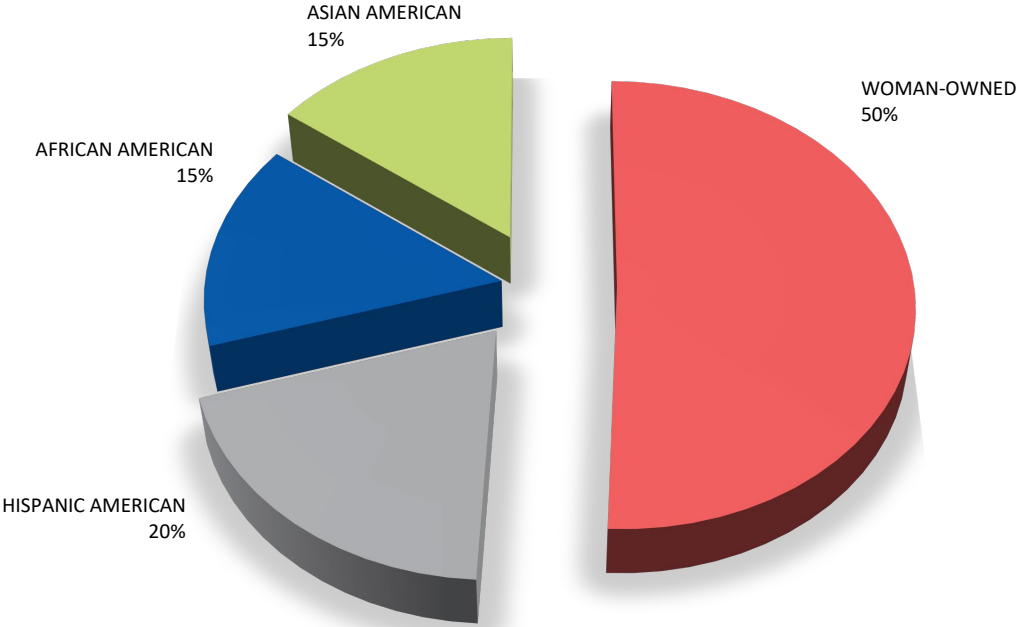


Grand Total = \$36,807,465.23

FY20 Capital & Non-Capital Diversity Spend Report Expenditures by Campus (Through 9/30/2019)



**FY20Q1 Diversity Spend Report Expenditures Category
(Through 9/30/2019)**



FY20 Q1 DIVERSITY SPEND BY VENDOR
 July 1, 2019 through September 30, 2019

VENDOR NAME	Minority-Category	FY20 Q1 (Through 9/30/2019)	FY20 (Through 9/30/2019)
INDUSTRIA INC	ASIAN AMERICAN	2,494,276	2,494,276
CHICAGO LIGHTHOUSE FOR PEOPLE WHO ARE BLIND AND VISUALLY I	DISABLED/SHELTERED/REHABILITATION	1,904,138	1,904,138
GREEN HOME EXPERTS LLC	WOMAN-OWNED	1,821,566	1,821,566
MIDWAY CONTRACTING GROUP LLC	HISPANIC AMERICAN	1,231,989	1,231,989
TITAN INDUSTRIES INC	WOMAN-OWNED	1,147,634	1,147,634
GLESCO ELECTRIC INCORPORATED	WOMAN-OWNED	1,095,361	1,095,361
PRECISION BUILDERS ASSOCIATES INC	WOMAN-OWNED	1,070,540	1,070,540
PACE SYSTEMS INC	ASIAN AMERICAN	1,055,331	1,055,331
PIER GROUP LLC	WOMAN-OWNED	1,050,392	1,050,392
AUTUMN CONSTRUCTION SERVICES INC	WOMAN-OWNED	997,943	997,943
ACCEL CONSTRUCTION SERVICES GROUP LLC	HISPANIC AMERICAN	974,594	974,594
BAUTISTA ELECTRIC ENTERPRISES INC	HISPANIC AMERICAN	813,237	813,237
MARSHA L NORRIS DBA MLN ENTERPRISE	WOMAN-OWNED	800,567	800,567
COMMERCIAL FLOOR COVERING INC DBA TSI COMMERCIAL FLOOR COVERING	WOMAN-OWNED	788,338	788,338
MECCOR INDUSTRIES LTD	ASIAN AMERICAN	762,250	762,250
JP EXCAVATING AND TRUCKING	AFRICAN AMERICAN	682,503	682,503
ILLINI SUPPLY INCORPORATED	WOMAN-OWNED	668,807	668,807
VON ALST OPERATING LLC	WOMAN-OWNED	657,960	657,960
ROBERT L MILLER ASSOCIATES INC	AFRICAN AMERICAN	609,656	609,656
VIXEN CONSTRUCTION INCORPORATED	WOMAN-OWNED	573,870	573,870
SELECT CONTRACTING LLC	WOMAN-OWNED	480,270	480,270
VALOR TECHNOLOGIES INCORPORATED	HISPANIC AMERICAN	478,957	478,957
LCM ARCHITECTS LLC	DISABLED/SHELTERED/REHABILITATION	448,720	448,720
EXPRESS ELECTRIC SUPPLY	AFRICAN AMERICAN	371,225	371,225
CORPORATE TRAVEL PLANNERS INCORPORATED	WOMAN-OWNED	340,983	340,983
PRAIRIE RESTORATIONS INCORPORATED	WOMAN-OWNED	337,464	337,464
BAUER LATOZA STUDIO LIMITED	HISPANIC AMERICAN	337,222	337,222
SUPERIOR FLOOR COVERING INCORPORATED	WOMAN-OWNED	318,075	318,075
MOODY NOLAN INCORPORATED	AFRICAN AMERICAN	305,956	305,956
MILHOUSE ENGINEERING CONSTRUCTION INC	AFRICAN AMERICAN	305,907	305,907
CERVANTES GROUP	HISPANIC AMERICAN	276,889	276,889
CSI 3000 INC	HISPANIC AMERICAN	274,815	274,815
KELLEY ORNAMENTAL IRON LLC	WOMAN-OWNED	264,725	264,725
KRUTS ELECTRIC INC	WOMAN-OWNED	264,672	264,672
TILTON KELLY AND BELL LLC	WOMAN-OWNED	257,460	257,460
ESCARPITA CONSTRUCTION COMPANY INC	HISPANIC AMERICAN	255,217	255,217
MONTERREY SECURITY CONSULTANTS INC	HISPANIC AMERICAN	243,851	243,851
NEW BEGINNINGS CONTRACTORS INC	AFRICAN AMERICAN	240,975	240,975
A LUCAS SONS STEEL	WOMAN-OWNED	234,763	234,763
UJAMAA CONSTRUCTION INCORPORATED	AFRICAN AMERICAN	232,220	232,220
FICEK ELECTRIC COMMUNICATION SYSTEMS INC	WOMAN-OWNED	227,045	227,045
KRUT'S ELECTRIC INCORPORATED	WOMAN-OWNED	224,167	224,167
JAMESON SHEET METAL INC	WOMAN-OWNED	219,496	219,496
RELIABLE CONTRACTING AND EQUIPMENT CO	ASIAN AMERICAN	215,630	215,630
PUGH JONES AND JOHNSON PC	AFRICAN AMERICAN	214,770	214,770
F J ROBINSONS CONTRACTING	AFRICAN AMERICAN	194,307	194,307
ELETE CONSTRUCTION AND ENVIRONMENTAL INC	AFRICAN AMERICAN	192,365	192,365
GORDON ELECTRIC SUPPLY	WOMAN-OWNED	185,269	185,269
G COOPER OIL COMPANY INC	WOMAN-OWNED	180,943	180,943
MARTIN FENCE LLC	WOMAN-OWNED	172,729	172,729
TERRA DEMOLITION	HISPANIC AMERICAN	157,212	157,212
KA REBAR	WOMAN-OWNED	148,087	148,087
PRIMERA ENGINEERS LTD	WOMAN-OWNED	147,668	147,668
TANK CONSTRUCTION SUPPLIES LLC	AFRICAN AMERICAN	142,956	142,956
DAVIS DAVIS GENERAL CONSTRUCTION AND CONCRETE INC	AFRICAN AMERICAN	142,194	142,194
PINTO CONSTRUCTION GROUP INC	HISPANIC AMERICAN	140,400	140,400
JOHNSON LASKY KINDELIN ARCHITECTS INC	WOMAN-OWNED	138,958	138,958
KAP HOLDINGS LLC	AFRICAN AMERICAN	136,532	136,532
AIR DESIGN SYSTEMS INC	WOMAN-OWNED	135,855	135,855
CONECTA GROUP INCORPORATED	HISPANIC AMERICAN	135,307	135,307
MEP INFRASTRUCTURE SOLUTIONS INCORPORATED	HISPANIC AMERICAN	129,266	129,266
STOCKS BUSINESS FURNITURE INC/STOCKS OFFICE FURNITURE	WOMAN-OWNED	126,752	126,752
SIERRA GLASS COMPANY	AFRICAN AMERICAN	126,000	126,000
RESOURCE ONE OF ILLINOIS LLC	WOMAN-OWNED	122,627	122,627
M AND M MANAGERIAL SERVICE INC	HISPANIC AMERICAN	122,328	122,328
ON THE JOB CONSULTING INC/PIXO	WOMAN-OWNED	122,103	122,103
DAVID MASON ASSOCIATES OF ILLINOIS LTD	AFRICAN AMERICAN	116,652	116,652
OLYMPIC CONSTRUCTION COMPANY LLC	WOMAN-OWNED	114,860	114,860
VIRTUAL ENERGY SOLUTIONS INC	HISPANIC AMERICAN	110,402	110,402
CMMS EXCELERATION INCORPORATED	WOMAN-OWNED	107,932	107,932
NES INC	HISPANIC AMERICAN	106,234	106,234
KAVE INC	WOMAN-OWNED	104,649	104,649
CAD CONSTRUCTION INCORPORATED	WOMAN-OWNED	104,600	104,600
S AND F SOFTWARE SOLUTIONS INC	ASIAN AMERICAN	100,201	100,201

FY20 Q1 DIVERSITY SPEND BY VENDOR
 July 1, 2019 through September 30, 2019

VENDOR NAME	Minority-Category	FY20 Q1 (Through 9/30/2019)	FY20 (Through 9/30/2019)
BROOK ARCHITECTURE INC	AFRICAN AMERICAN	96,586	96,586
RADA ARCHITECTS LTD	WOMAN-OWNED	91,680	91,680
CK UNITED SHEET METAL AND MECHANICAL INC	AFRICAN AMERICAN	90,044	90,044
TORO CONSTRUCTION CORP	HISPANIC AMERICAN	85,500	85,500
SOUTHLAND CUSTOM DECORATING INC	WOMAN-OWNED	85,478	85,478
CCS INTERNATIONAL INC	ASIAN AMERICAN	84,534	84,534
EVERY BLOOMIN INDUSTRIAL SUPPLYINC	WOMAN-OWNED	84,470	84,470
INTER CITY SUPPLY COMPANY INC	AFRICAN AMERICAN	76,779	76,779
DEKAYO CORPORATION DBA ORTIZ CONTRACTING GROUP	HISPANIC AMERICAN	73,790	73,790
SUPPLIED INDUSTRIAL SOLUTIONS INC	AFRICAN AMERICAN	72,915	72,915
WEBB ENGINEERING SERVICES INC	AFRICAN AMERICAN	72,161	72,161
MIDWEST MOVING AND STORAGE INC	HISPANIC AMERICAN	69,676	69,676
ANDERSON LOCK COMPANY LTD	WOMAN-OWNED	68,305	68,305
NATIONAL HVACDBA NATIONAL INSULATION INC	AFRICAN AMERICAN	67,617	67,617
ARTISAN CONSULTING ENGINEERS LLC	ASIAN AMERICAN	62,304	62,304
MARKET CONTRACTING SERVICES INC	HISPANIC AMERICAN	61,127	61,127
PANIAGUA GROUP INC	HISPANIC AMERICAN	60,080	60,080
TAC CONSTRUCTION COMPANY	WOMAN-OWNED	57,600	57,600
FRANKLYNN INC/CHEMICAL MAINTENANCE INC CMI	WOMAN-OWNED	55,117	55,117
NESTBUILDERS INC DBA DBHMS	HISPANIC AMERICAN	53,921	53,921
ENVIRONMENTAL DESIGN INTERNATIONAL INC	AFRICAN AMERICAN	51,810	51,810
PREMIER STAFFING SOURCE INC	AFRICAN AMERICAN	50,500	50,500
AMERICAN SURVEYING AND ENGINEERING PC	HISPANIC AMERICAN	50,100	50,100
KOO LLC	ASIAN AMERICAN	50,000	50,000
STL ARCHITECTS INC	HISPANIC AMERICAN	50,000	50,000
JSR ENTERPRISES INC	AFRICAN AMERICAN	49,749	49,749
DYNAMIC HEATING AND PIPING COMPANY	HISPANIC AMERICAN	49,737	49,737
BRIDGEPORT STEEL SALES	AFRICAN AMERICAN	49,500	49,500
PEDIATRIC INTERACTIONS INCORPORATED	WOMAN-OWNED	48,516	48,516
BAILEY EDWARD DESIGN INC	WOMAN-OWNED	46,469	46,469
RUBINOS MESIA ENGINEERS INC	ASIAN AMERICAN	45,861	45,861
HYGIENEERING INC	WOMAN-OWNED	44,970	44,970
BRAILSFORD AND DUNLAVEY INCORPORATED	AFRICAN AMERICAN	44,328	44,328
BIOFOAM INC	WOMAN-OWNED	42,311	42,311
ZUBER LAWLER AND DEL DUCA LLP	AFRICAN AMERICAN	42,185	42,185
CHICAGO COMMUNICATIONS LLC	WOMAN-OWNED	41,365	41,365
COTTER CONSULTING INC	WOMAN-OWNED	39,984	39,984
DUMEX CONSTRUCTION COMPANY	HISPANIC AMERICAN	38,700	38,700
GALAXY ENVIRONMENTAL INC	HISPANIC AMERICAN	38,034	38,034
COLMAN BROHAN AND DAVIS INC/CBD MARKETING	WOMAN-OWNED	37,500	37,500
ARIAS INFORMATION SOLUTIONS	HISPANIC AMERICAN	37,240	37,240
SLG INNOVATION INC	AFRICAN AMERICAN	36,676	36,676
ELECTRONIC KNOWLEDGE INTERCHANGE COMPANY	AFRICAN AMERICAN	36,390	36,390
SEICO INC	DISABLED/SHELTERED/REHABILITATION	35,291	35,291
ABBOTT INDUSTRIES INC	WOMAN-OWNED	34,713	34,713
CARNOW CONIBEAR AND ASSOC LTD	WOMAN-OWNED	31,951	31,951
MS SEBASTIAN PAINTING INCS	HISPANIC AMERICAN	31,635	31,635
POOL ADMINISTRATORS INCORPORATED	WOMAN-OWNED	30,959	30,959
DASHCOINC	WOMAN-OWNED	30,822	30,822
RD MCMILLEN ENTERPRISES INCORPORATED	WOMAN-OWNED	29,177	29,177
SHEN MILSOM WILKE LLC	ASIAN AMERICAN	28,456	28,456
WATTS COPY SYSTEMS INC	WOMAN-OWNED	26,736	26,736
URBAN WORKS LTD	HISPANIC AMERICAN	26,662	26,662
DEVELOPMENTAL SERVICES CENTER	DISABLED/SHELTERED/REHABILITATION	25,718	25,718
GLOBAL WATER TECHNOLOGY INC	HISPANIC AMERICAN	25,430	25,430
ENBEE PAINTING AND DECORATING INCORPORATED	WOMAN-OWNED	25,335	25,335
PRODUCTION DISTRIBUTION COMPANIES	AFRICAN AMERICAN	25,291	25,291
OTTIE LLC	WOMAN-OWNED	24,940	24,940
MOLITE ELECTRIC INCORPORATED	AFRICAN AMERICAN	24,859	24,859
ROSS BARNEY ARCHITECTS PC	WOMAN-OWNED	24,300	24,300
ALL TECH ENERGY INC	WOMAN-OWNED	23,895	23,895
ALTUSWORKS INCORPORATED	WOMAN-OWNED	23,283	23,283
PMJ ENTERPRISES INC	HISPANIC AMERICAN	22,416	22,416
EKLA CORPORATION	ASIAN AMERICAN	22,265	22,265
PHD SERVICES LLC	WOMAN-OWNED	21,270	21,270
CALUMET DECORATING SERVICE INC	WOMAN-OWNED	21,151	21,151
JF CARPENTRY SERVICES INC	HISPANIC AMERICAN	20,621	20,621
NEW ERA PAINTING	HISPANIC AMERICAN	20,470	20,470
VEYA INC	AFRICAN AMERICAN	20,035	20,035
NOVAMED INC	ASIAN AMERICAN	19,967	19,967
OCCUPATIONAL TRAINING AND SUPPLY INC	WOMAN-OWNED	19,421	19,421
NAMAT CONSTRUCTION CO INC	AFRICAN AMERICAN	19,252	19,252
MODE ARCHITECTS PC	ASIAN AMERICAN	19,057	19,057
SNTIAL TECHNOLOGIES INCORPORATED	ASIAN AMERICAN	18,170	18,170

FY20 Q1 DIVERSITY SPEND BY VENDOR
July 1, 2019 through September 30, 2019

VENDOR NAME	Minority-Category	FY20 Q1 (Through 9/30/2019)	FY20 (Through 9/30/2019)
BELLA BAGNO INC	WOMAN-OWNED	17,652	17,652
MIDCO ELECTRIC SUPPLY INC	WOMAN-OWNED	17,617	17,617
CALL FLAWLESS INC	AFRICAN AMERICAN	17,264	17,264
BOYE JANITORIAL SERVICE	AFRICAN AMERICAN	16,938	16,938
FUHRMANN ENGINEERING INCORPORATED	WOMAN-OWNED	16,928	16,928
ARCHITRAVE LTD	HISPANIC AMERICAN	16,831	16,831
CUSHING AND COMPANY	WOMAN-OWNED	16,313	16,313
NANCY VERBOUT DBA THREAD LETTERS	WOMAN-OWNED	16,148	16,148
KRICK ENTERPRISES INC	ASIAN AMERICAN	15,701	15,701
EMM ELECTRIC INC/MORAN ELECTRICAL CONTRACTING	WOMAN-OWNED	15,439	15,439
JMAC	WOMAN-OWNED	14,847	14,847
ASHLAUR CONSTRUCTION COMPANY INC	AFRICAN AMERICAN	14,544	14,544
STEARNOJGLEKAR LTD	ASIAN AMERICAN	14,366	14,366
WOLF ELECTRIC INC	WOMAN-OWNED	14,124	14,124
CRISTINA FOODS	HISPANIC AMERICAN	14,049	14,049
KAIZEN HEALTH	WOMAN-OWNED	13,685	13,685
HJKESSLER ASSOCIATES INC	WOMAN-OWNED	13,584	13,584
JEM DEVELOPMENT INC	WOMAN-OWNED	13,561	13,561
GO PROMOTIONS INC	WOMAN-OWNED	13,352	13,352
BRANDENBURGER PLUMBING INC	HISPANIC AMERICAN	13,269	13,269
RELIABLE ENVIRONMENTAL SOLUTIONS INCORPORATED	WOMAN-OWNED	13,247	13,247
CT MECHANICAL	WOMAN-OWNED	12,910	12,910
TERRA ENGINEERING LTD	WOMAN-OWNED	12,867	12,867
NICKA AND ASSOCIATES INC	WOMAN-OWNED	12,482	12,482
ILLINI FIRE EQUIPMENT CO INC	WOMAN-OWNED	12,464	12,464
T CASTRO PRODUCE	DISABLED/SHELTERED/REHABILITATION	11,341	11,341
ADVANCED SUPPLY COMPANY INC	WOMAN-OWNED	10,961	10,961
ALARIS GROUP INC/PARADIGM COMPLEX CARE SOLUTIONS	WOMAN-OWNED	10,900	10,900
INTERRA INCORPORATED	ASIAN AMERICAN	10,812	10,812
CENTRAL STATES MEDIA	WOMAN-OWNED	10,740	10,740
NATIONAL PAINTING INCORPORATED	WOMAN-OWNED	10,684	10,684
VISTARA CONSTRUCTION SERVICES INC	ASIAN AMERICAN	10,450	10,450
INFINITY TRANSPORTATION MANAGEMENT LLC	HISPANIC AMERICAN	10,281	10,281
PRAIRIE ENGINEERS PC	WOMAN-OWNED	10,200	10,200
DUST EM CLEAN MAINTENANCE COMPANY INC	AFRICAN AMERICAN	10,194	10,194
METAPHRASIS LANGUAGE AND CULTURAL SOLUTIONS LLC	HISPANIC AMERICAN	9,960	9,960
CENTRAL STATES DBA ARGO SUMMIT	WOMAN-OWNED	9,564	9,564
NOVAREST INC	WOMAN-OWNED	9,289	9,289
RTM ASSOCIATES INC	ASIAN AMERICAN	9,279	9,279
ELECTRICAL RESOURCE MANAGEMENT	AFRICAN AMERICAN	9,210	9,210
AMS ELITE SOLUTIONS INC	WOMAN-OWNED	9,075	9,075
THE RODERICK GROUP DBA ARDMORE RODERICK	AFRICAN AMERICAN	8,974	8,974
YOUR PARTNER PROMOTIONS INC	WOMAN-OWNED	8,973	8,973
WESTWORX LTD	WOMAN-OWNED	8,441	8,441
DAS CONSULTING SERVICES LLC	ASIAN AMERICAN	8,379	8,379
SANCHEZ AND DANIELS AND HOFFMAN LLP	HISPANIC AMERICAN	8,044	8,044
ADCO ADVERTISING AGENCY INC	WOMAN-OWNED	7,912	7,912
EXPRESS BUSINESS PRODUCTS LLC	WOMAN-OWNED	7,882	7,882
NAK MAN CORP	ASIAN AMERICAN	7,575	7,575
HEALTH EDUCATION RESEARCH ASSOCIATES INC	WOMAN-OWNED	7,567	7,567
AMAZING EDIBLES LTD	HISPANIC AMERICAN	7,522	7,522
CARDOSI KIPER DESIGN GROUP INCORPORATED	WOMAN-OWNED	7,230	7,230
ELECTRICAL CONTRACTORS INC	WOMAN-OWNED	7,141	7,141
HILLCO DISTRIBUTING	WOMAN-OWNED	7,074	7,074
THG FOODS INC/FOUR COURSES CATERING	AFRICAN AMERICAN	6,864	6,864
KAPUR INC	ASIAN AMERICAN	6,750	6,750
CPMH CONSTRUCTION INC	HISPANIC AMERICAN	6,679	6,679
WOODLAND VALUATION SERVICES LLC/APPRaisal ASSOCIATES	WOMAN-OWNED	6,400	6,400
ROGARDS OFFICE PRODU	WOMAN-OWNED	6,227	6,227
GRIGGS MITCHELL ALMA OF IL LLC DBA GMA CONSTRUCTION GROUP	AFRICAN AMERICAN	6,000	6,000
KOI COMPUTERS INCORPORATED	ASIAN AMERICAN	6,000	6,000
EVA DESIGN AND ENGINEERING LLC	ASIAN AMERICAN	5,850	5,850
J MAC ASSOCIATES LIMITED	WOMAN-OWNED	5,645	5,645
CAREIT HEALTH LLC/NOWPOW	WOMAN-OWNED	5,600	5,600
EVERLIGHTS INCORPORATED	WOMAN-OWNED	5,555	5,555
R D MCMILLEN ENTERPRIS	WOMAN-OWNED	5,438	5,438
BRIDGEWAY INCORPORATED	DISABLED/SHELTERED/REHABILITATION	5,107	5,107
SHAW LEGAL SERVICES LTD	ASIAN AMERICAN	5,000	5,000
ADVIS INCORPORATED/ADVIS	WOMAN-OWNED	4,960	4,960
CG CONSTRUCTION SUPPLY COMPANY INC	AFRICAN AMERICAN	4,896	4,896
M AND G GRAPHICS INC	WOMAN-OWNED	4,775	4,775
CIVIL DESIGN INC	WOMAN-OWNED	4,592	4,592
WORLD OF PROMOTIONS	WOMAN-OWNED	4,447	4,447
JANELLE LOGSDON DBA CHAMPAIGN MEDIA CONSULTING	WOMAN-OWNED	4,400	4,400

FY20 Q1 DIVERSITY SPEND BY VENDOR
July 1, 2019 through September 30, 2019

VENDOR NAME	Minority-Category	FY20 Q1 (Through 9/30/2019)	FY20 (Through 9/30/2019)
TERRY GUEN DESIGN ASSOCIATES INC	ASIAN AMERICAN	4,362	4,362
BEYOND CLEAN CLEANING SERVICES LLC	AFRICAN AMERICAN	4,288	4,288
CONTINENTAL TRANSPORTATION SOLUTIONS INC	WOMAN-OWNED	4,211	4,211
ACCURATE BIOMETRICS INCORPORATED	WOMAN-OWNED	4,155	4,155
PROGRESSIVE INDUSTRIES INC	WOMAN-OWNED	4,070	4,070
AMERICAN PRECISION SUPPLY INC	WOMAN-OWNED	4,031	4,031
PERFORMANCE MECHANICAL CONTRACTORS INC	WOMAN-OWNED	3,664	3,664
DURANGO PAINTING INC	HISPANIC AMERICAN	3,482	3,482
JRH ENTERPRISES INC	WOMAN-OWNED	3,218	3,218
M W POWELL COMPANY	HISPANIC AMERICAN	3,150	3,150
ANZY SUPPLY INC	WOMAN-OWNED	3,066	3,066
MYLEER CORPORATION	AFRICAN AMERICAN	3,028	3,028
CHEMCO INDUSTRIES INC	ASIAN AMERICAN	3,023	3,023
MJB DECORATING INC	WOMAN-OWNED	2,860	2,860
NEAL AND LEROY LLC	AFRICAN AMERICAN	2,538	2,538
PR ETC INC/CHARTWELL AGENCY	WOMAN-OWNED	2,500	2,500
EXTENDED HOME LIVING SERVICES INCORPORATED	WOMAN-OWNED	2,440	2,440
STILES OFFICE SOLUTIONS INC	WOMAN-OWNED	2,239	2,239
ACTION BAG COMPANY	WOMAN-OWNED	2,196	2,196
NAYYAR NAYYAR INTERNATIONAL INC	ASIAN AMERICAN	2,150	2,150
SJB PROMOTIONS INCORPORATED	WOMAN-OWNED	1,964	1,964
JEET INCORPORATED	WOMAN-OWNED	1,945	1,945
M CANNON ROOFING CO LLC	AFRICAN AMERICAN	1,935	1,935
LANDSCAPE SOLUTIONS LLC	WOMAN-OWNED	1,900	1,900
WORLD'S PRINTING	AFRICAN AMERICAN	1,874	1,874
MILLER BUILDING GROUP	AFRICAN AMERICAN	1,800	1,800
GRANT LAW LLC	AFRICAN AMERICAN	1,713	1,713
HH OFFICE INCORPORATED/ROGARDS OFFICE PLUS	WOMAN-OWNED	1,688	1,688
HANNO WEBER ASSOCIATES ARCHITECTUREURBAN DESIGN	HISPANIC AMERICAN	1,674	1,674
HUGH LIGHTING DESIGN LLC	ASIAN AMERICAN	1,568	1,568
CHRISTY WEBBER AND CO/CHRISTY WEBBER LANDSCAPES	WOMAN-OWNED	1,562	1,562
US MESSENGER AND LOGISTICS INC/USM LOGISTICS US MESSENGER	HISPANIC AMERICAN	1,532	1,532
MORENO ARCHITECTS LTD/JGMA	HISPANIC AMERICAN	1,515	1,515
LINJEN PROMOTIONS INC	WOMAN-OWNED	1,472	1,472
PRAIRIE FIRE SPRINKLER INC	WOMAN-OWNED	1,443	1,443
SUNRISE HITEK GROUP LLC/SUNRISE DIGITAL	ASIAN AMERICAN	1,406	1,406
YAGLA ENGINEERING SERVICES INC	WOMAN-OWNED	1,395	1,395
EVERGREEN SUPPLY	WOMAN-OWNED	1,259	1,259
RICHARDS GRAPHIC COMMUNICATIONS INC	WOMAN-OWNED	1,239	1,239
WE'RE CLEANING INC	AFRICAN AMERICAN	1,224	1,224
JACOBSRYAN ASSOCIATES	WOMAN-OWNED	1,103	1,103
LASER INNOVATIONS INC	DISABLED/SHELTERED/REHABILITATION	1,023	1,023
ANAGNOS DOOR COMPANY INCORPORATED	WOMAN-OWNED	1,000	1,000
DECATUR BOLT CO	WOMAN-OWNED	926	926
INTERNATIONAL LANGUAGE SERVICES INCORPORATED	WOMAN-OWNED	865	865
DIRECTIONS UNLIMITED INC/PROMOPARTNERS	WOMAN-OWNED	815	815
CLAY COUNTY REHABILITATION CENTER INCORPORATED	DISABLED/SHELTERED/REHABILITATION	770	770
THE BOWA GROUP INC	AFRICAN AMERICAN	758	758
WOLF ELECTRIC SUPPLY COMPANY INC	HISPANIC AMERICAN	693	693
AURORA LIGHTING DESIGN INC	WOMAN-OWNED	680	680
MULTILINGUAL CONNECTIONS LLC	WOMAN-OWNED	672	672
COMMUNITY SUPPORT SYSTEMS	DISABLED/SHELTERED/REHABILITATION	630	630
REAL DESIGNS INCORPORATED	WOMAN-OWNED	610	610
AUDREY J WEINSTEIN DBA A WEINSTEIN AND ASSOCIATES	WOMAN-OWNED	537	537
MEDICAL EXPRESS AMBULANCE SERVICE INCORPORATED	WOMAN-OWNED	529	529
OMAR MEDICAL SUPPLIES INCORPORATED	AFRICAN AMERICAN	510	510
MCDONOUGHWHITLOW PC	WOMAN-OWNED	498	498
S2O CONSULTANTS INC	WOMAN-OWNED	480	480
APRIL BUILDING SERVICES INC	HISPANIC AMERICAN	477	477
HANSON INFORMATION SYSTEMS INCORPORATED	ASIAN AMERICAN	438	438
CROONERS	DISABLED/SHELTERED/REHABILITATION	435	435
LAKE SHORE BUSINESS FORMS CO	WOMAN-OWNED	418	418
PROTYPE PRINTING INCORPORATED	WOMAN-OWNED	400	400
URBAN TRANSFORMATION FARMS INC	AFRICAN AMERICAN	398	398
ARDMORE ASSOCIATES LLC	AFRICAN AMERICAN	364	364
RUNCO OFFICE SUPPLY	WOMAN-OWNED	350	350
HI TEK ENVIRONMENTAL INC/STAT ANALYSIS CORP	ASIAN AMERICAN	299	299
AM BUS COMPANY INCORPORATED	AFRICAN AMERICAN	295	295
ARCOS ENVIRONMENTAL SERVICES INC	HISPANIC AMERICAN	180	180
LESTER AND ROSALIE ANIXTER CENTER	DISABLED/SHELTERED/REHABILITATION	150	150
TETRA MEDICAL SUPPLY CORP	WOMAN-OWNED	61	61
CARSTENS INC/CARSTENS HEALTH INDUSTRIES	WOMAN-OWNED	44	44
A MAESTRANZI SONS KNIFE SERVICES LLC	HISPANIC AMERICAN	30	30
	TOTAL	36,664,201	36,664,201

FY20 Q1 DIVERSITY SPEND BY VENDOR
July 1, 2019 through September 30, 2019

VENDOR NAME	Minority-Category	FY20 Q1 (Through 9/30/2019)	FY20 (Through 9/30/2019)
-------------	-------------------	--------------------------------	-----------------------------

FY20 Q1 VETERAN SPEND BY VENDOR
July 1, 2019 through September 30, 2019

VENDOR NAME	Minority- Category	FY20 Q1 (Through 9/30/2018)	FY20 (Through 6/30/2019)
INDUSTRIA INC	SDVOSB	2,494,276	2,494,276
CHICAGO FIRE PROTECTION LLC	VOSB	114,120	114,120
VIRTUAL ENERGY SOLUTIONS INC	SDVOSB	110,402	110,402
SUPPLIED INDUSTRIAL SOLUTIONS INC	VOSB	72,915	72,915
NAMAT CONSTRUCTION CO INC	VOSB	19,252	19,252
ESKENAZI FARRELL ASSOCIATES LLC	VOSB	14,459	14,459
TROPICAL ENVIRONMENTAL INC	SDVOSB	6,396	6,396
GRIGGS MITCHELL ALMA OF IL LLC DBA GMA CONSTRUCTION GROUP	VOSB	6,000	6,000
ORION ENGINEERS LLC	VOSB	4,763	4,763
JUNEAU ASSOCIATES INC PC	VOSB	3,526	3,526
WORLD'S PRINTING	VOSB	1,874	1,874
WOLF ELECTRIC SUPPLY COMPANY INC	VOSB	693	693
	TOTAL	2,848,676	2,848,676