

Reported to the Board of Trustees
November 16, 2017

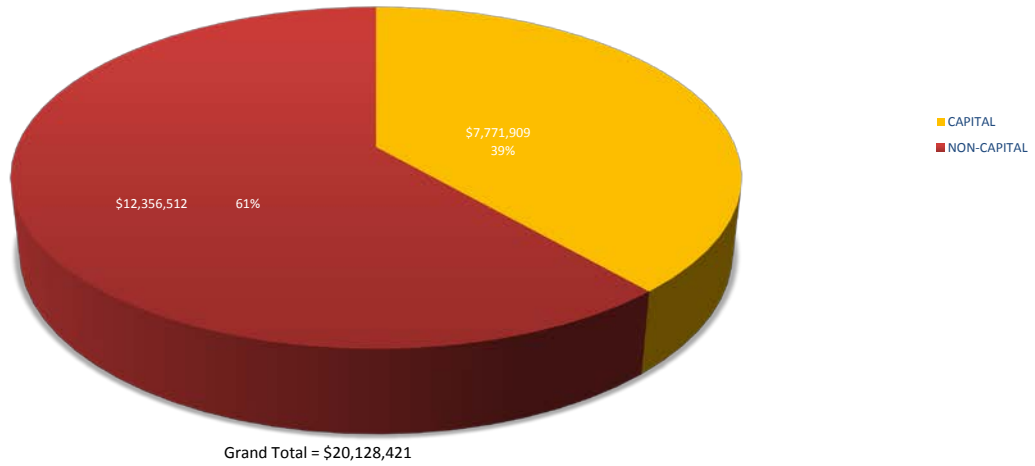
Board Meeting
November 16, 2017

MAFBE Report to the Board of Trustees

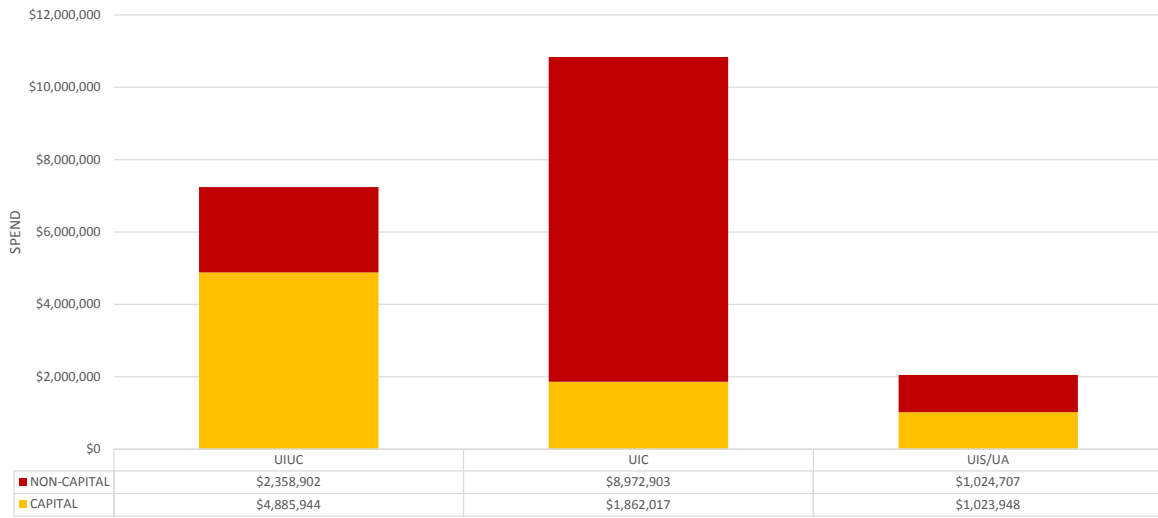
University of Illinois

Attached is a report that responds to the Board of Trustees' request for periodic information on MAFBE expenditures. The report lists expenditures by MAFBE vendor for the period of July 1, 2017 through September 30, 2017. The data are summarized in the first chart for capital and non-capital MAFBE expenditures in total, by campus and by category. The second chart lists total expenditures for the reporting period by MAFBE vendor.

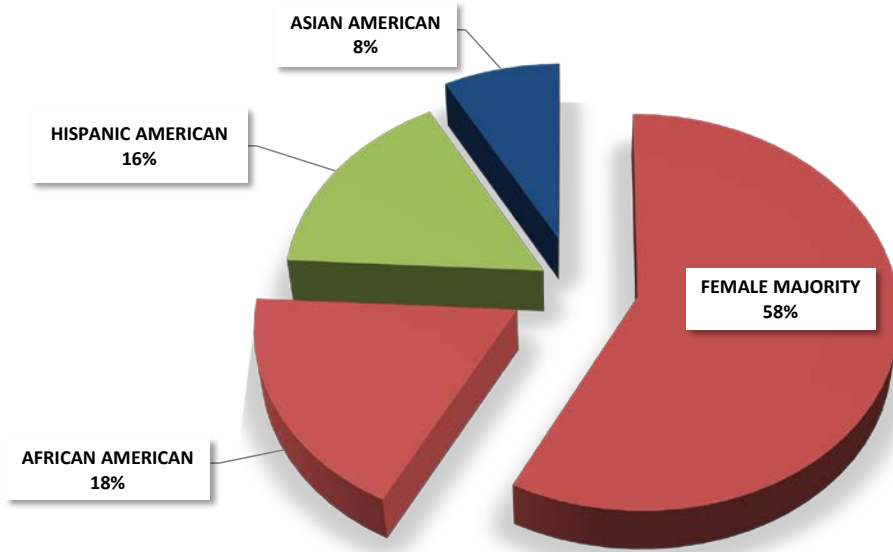
FY18 Capital & Non-Capital MAFBE Expenditures (Through 9/30/2017)



FY18 Capital & Non-Capital MAFBE Expenditures by Campus (Through 9/30/2017)



**FY18Q1 MAFBE Expenditures Category
(Through 9/30/2017)**



FY18 Q1 MAFBE SPEND BY VENDOR
July 1, 2017 through September 30, 2017

VENDOR NAME	Minority-Category	FY18 Q1 (Through 9/30/2017)	FY18 (Through 9/30/2017)
CHICAGO LIGHTHOUSE FOR PEOPLE WHO ARE BLIND AND VISUALLY I	DISABLED/SHELTERED/REHABILITATION	1,916,235	1,916,235
FOSTER JACOB INC	FEMALE MAJORITY	1,113,868	1,113,868
MLN ENTERPRISE	FEMALE MAJORITY	841,257	841,257
CORPORATE TRAVEL PLANNERS INCORPORATED	FEMALE MAJORITY	664,243	664,243
PRECISION BUILDERS ASSOCIATES INC	FEMALE MAJORITY	644,341	644,341
J-MAC ASSOCIATES LIMITED	FEMALE MAJORITY	607,067	607,067
TSI COMMERCIAL FLOOR COVERING INC	FEMALE MAJORITY	563,401	563,401
KAVE INC	FEMALE MAJORITY	538,117	538,117
CONECTA GROUP INCORPORATED	HISPANIC AMERICAN MALE	487,860	487,860
VALOR TECHNOLOGIES INCORPORATED	HISPANIC AMERICAN MALE	432,547	432,547
MATRIX INTEGRATION LLC	FEMALE MAJORITY	382,515	382,515
OLD VETERAN CONSTRUCTION INC	HISPANIC AMERICAN MALE	356,411	356,411
FICEK ELECTRIC COMMUNICATION SYSTEMS INC	FEMALE MAJORITY	332,959	332,959
UJAMAA CONSTRUCTION INCORPORATED	AFRICAN AMERICAN MALE	331,770	331,770
MECCOR INDUSTRIES LTD	ASIAN AMERICAN MALE	317,964	317,964
NATIONAL HVACDBA NATIONAL INSULATION INC	AFRICAN AMERICAN MALE	314,015	314,015
SOUTHLAND CUSTOM DECORATING INC	FEMALE MAJORITY	285,197	285,197
INTERNATIONAL QUALITY CONTRACTING INC	AFRICAN AMERICAN FEMALE	279,025	279,025
MOODY NOLAN INCORPORATED	AFRICAN AMERICAN MALE	244,099	244,099
COOK FASSER ASSOCIATES INCORPORATED	FEMALE MAJORITY	234,307	234,307
NEW STAR INC	DISABLED/SHELTERED/REHABILITATION	210,248	210,248
NESTBUILDERS INC DBA DBHMS	HISPANIC AMERICAN MALE	196,670	196,670
MONTERREY SECURITY CONSULTANTS INC	HISPANIC AMERICAN MALE	189,721	189,721
IW G INC	HISPANIC AMERICAN MALE	189,000	189,000
ON THE JOB CONSULTING INC/PIXO	FEMALE MAJORITY	184,100	184,100
VON ALST OPERATING LLC	FEMALE MAJORITY	181,565	181,565
MIDWAY CONTRACTING GROUP LLC	HISPANIC AMERICAN MALE	170,718	170,718
MILLER BUILDING GROUP	AFRICAN AMERICAN MALE	151,380	151,380
ELECTRICAL CONTRACTORS INC	FEMALE MAJORITY	149,504	149,504
RJS CONSTRUCTORS INC	FEMALE MAJORITY	146,046	146,046
JRH ENTERPRISES INC	FEMALE MAJORITY	145,957	145,957
LCM ARCHITECTS LLC	DISABLED/SHELTERED/REHABILITATION	144,063	144,063
KRUT'S ELECTRIC INCORPORATED	FEMALE MAJORITY	140,710	140,710
VEYA INC	AFRICAN AMERICAN MALE	137,601	137,601
TEMCO HEATING AIR CONDITIONING INC	FEMALE MAJORITY	136,863	136,863
ELETE CONSTRUCTION AND ENVIRONMENTAL INC	AFRICAN AMERICAN MALE	132,683	132,683
MARKET CONTRACTING SERVICES INC	HISPANIC AMERICAN MALE	132,557	132,557
PRAIRIE RESTORATIONS INCORPORATED	FEMALE MAJORITY	129,985	129,985
BAILEY EDWARD DESIGN INC	FEMALE MAJORITY	127,159	127,159
F J ROBINSONS CONTRACTING	AFRICAN AMERICAN MALE	124,805	124,805
GREEN HOME EXPERTS LLC	FEMALE MAJORITY	124,675	124,675
STUDIO V DESIGN INCORPORATED	ASIAN AMERICAN FEMALE	119,695	119,695
ROBERT L MILLER ASSOCIATES INC	AFRICAN AMERICAN MALE	118,367	118,367
SNITIAL TECHNOLOGIES INCORPORATED	ASIAN AMERICAN MALE	113,145	113,145
RESOURCE ONE OF ILLINOIS LLC	FEMALE MAJORITY	110,361	110,361
NATIONAL PAINTING INCORPORATED	FEMALE MAJORITY	108,571	108,571
NES INC	HISPANIC AMERICAN MALE	100,755	100,755
PREMIER STAFFING SOURCE INC	AFRICAN AMERICAN FEMALE	100,571	100,571
SUPPLIED INDUSTRIAL SOLUTIONS INC	AFRICAN AMERICAN MALE	98,349	98,349
JSR ENTERPRISES INC	AFRICAN AMERICAN FEMALE	95,113	95,113
NEW BEGINNINGS CONTRACTORS INC	AFRICAN AMERICAN MALE	94,127	94,127
JAMESON SHEET METAL INC	FEMALE MAJORITY	88,458	88,458
COMMERCIAL FLOOR COVERING INC/TSI COMMERCIAL FLOOR COVERING	FEMALE MAJORITY	87,585	87,585
ANDERSON LOCK COMPANY LTD	FEMALE MAJORITY	87,551	87,551
LOESCHER HEATING AND AIR CONDITIONING	FEMALE MAJORITY	82,286	82,286
INTER-CITY SUPPLY COMPANY INC	AFRICAN AMERICAN FEMALE	80,017	80,017
STR PARTNERS LLC	ASIAN AMERICAN MALE	78,886	78,886
EXPRESS ELECTRIC SUPPLY	AFRICAN AMERICAN MALE	77,883	77,883
REAL DESIGNS INC	FEMALE MAJORITY	77,518	77,518
MIDWEST MOVING AND STORAGE INC	HISPANIC AMERICAN MALE	75,968	75,968
FRANKLYNN INC/CHEMICAL MAINTENANCE INC CMI	FEMALE MAJORITY	75,655	75,655
PEDIATRIC INTERACTIONS INCORPORATED	FEMALE MAJORITY	71,397	71,397
SHEN MILSOM WILKE LLC	ASIAN AMERICAN MALE	69,749	69,749

FY18 Q1 MAFBE SPEND BY VENDOR
July 1, 2017 through September 30, 2017

VENDOR NAME	Minority-Category	FY18 Q1 (Through 9/30/2017)	FY18 (Through 9/30/2017)
WOLF ELECTRIC INC	FEMALE MAJORITY	67,545	67,545
BRAILSFORD AND DUNLAVEY INCORPORATED	AFRICAN AMERICAN MALE	66,330	66,330
DAVID MASON ASSOCIATES OF ILLINOIS LTD	AFRICAN AMERICAN MALE	66,109	66,109
MILLENNIA PROFESSIONAL SERVICES OF ILLINOIS LTD	ASIAN AMERICAN MALE	65,438	65,438
JP EXCAVATING AND TRUCKING	AFRICAN AMERICAN FEMALE	64,860	64,860
PHD SERVICES LLC	FEMALE MAJORITY	64,476	64,476
ENVIRONMENTAL SYSTEMS DESIGN INC	ASIAN AMERICAN MALE	63,780	63,780
INTERACTIVE DESIGN INC	AFRICAN AMERICAN FEMALE	63,732	63,732
VIVA USA INCORPORATED	ASIAN AMERICAN FEMALE	63,419	63,419
AM BUS COMPANY INCORPORATED	AFRICAN AMERICAN FEMALE	63,377	63,377
TOLTECH PLUMBING CONTRACTORS LLC	HISPANIC AMERICAN FEMALE	62,415	62,415
RUBINOS MESIA ENGINEERS INC	ASIAN AMERICAN MALE	61,746	61,746
HEALTH EDUCATION RESEARCH ASSOCIATES INC	FEMALE MAJORITY	61,488	61,488
JM POLCURR INC	HISPANIC AMERICAN MALE	59,023	59,023
HILLCO DISTRIBUTING	FEMALE MAJORITY	57,816	57,816
TERRA DEMOLITION	HISPANIC AMERICAN MALE	55,710	55,710
ELECTRONIC KNOWLEDGE INTERCHANGE COMPANY	AFRICAN AMERICAN MALE	55,400	55,400
PARAGON PIPECOVERERS INC	FEMALE MAJORITY	54,822	54,822
MURER CONSULTANTS INCORPORATED	FEMALE MAJORITY	54,121	54,121
RTM ASSOCIATES INC	ASIAN AMERICAN MALE	54,012	54,012
EQUIPMENT INTERNATIONAL LTD	FEMALE MAJORITY	53,252	53,252
CCS INTERNATIONAL INC	ASIAN AMERICAN MALE	50,760	50,760
TERRA ENGINEERING LTD	FEMALE MAJORITY	50,508	50,508
MEP INFRASTRUCTURE SOLUTIONS INCORPORATED	HISPANIC AMERICAN MALE	49,537	49,537
ROSS BARNEY ARCHITECTS INC	FEMALE MAJORITY	46,966	46,966
UPTOWN DECORATING CORP	HISPANIC AMERICAN MALE	45,933	45,933
DEVELOPMENTAL SERVICES CENTER	DISABLED/SHELTERED/REHABILITATION	45,840	45,840
LIMERED STUDIO INCORPORATED	FEMALE MAJORITY	45,720	45,720
PACE SYSTEMS INC	ASIAN AMERICAN MALE	45,630	45,630
STEARNJOGLEKAR LTD	ASIAN AMERICAN MALE	45,313	45,313
MOLITE ELECTRIC INC	AFRICAN AMERICAN MALE	44,465	44,465
EVERY BLOOMIN INDUSTRIAL SUPPLYINC	FEMALE MAJORITY	44,460	44,460
WEBB ENGINEERING SERVICES INC	AFRICAN AMERICAN MALE	43,572	43,572
EKLA CORPORATION	ASIAN AMERICAN FEMALE	43,462	43,462
BAUER LATOZA STUDIO LIMITED	HISPANIC AMERICAN MALE	43,306	43,306
SEICO INC	DISABLED/SHELTERED/REHABILITATION	42,585	42,585
CENTRAL STATES DBA ARGO SUMMIT	FEMALE MAJORITY	40,945	40,945
PRAIRIE FIRE SPRINKLER INC	FEMALE MAJORITY	40,854	40,854
GORDON ELECTRIC SUPPLY	FEMALE MAJORITY	40,140	40,140
DASHCOINC	FEMALE MAJORITY	37,735	37,735
EMM ELECTRIC INC/MORAN ELECTRICAL CONTRACTING	FEMALE MAJORITY	37,379	37,379
DAS CONSULTING SERVICES LLC	ASIAN AMERICAN FEMALE	37,048	37,048
MBB ENTERPRISES OF CHICAGO INC	FEMALE MAJORITY	36,244	36,244
PUGH JONES AND JOHNSON PC	AFRICAN AMERICAN MALE	35,951	35,951
COTTER CONSULTING INC	FEMALE MAJORITY	35,531	35,531
SPRUCE TECHNOLOGY INCORPORATED	ASIAN AMERICAN MALE	34,563	34,563
DOYLE AND ASSOCIATES	FEMALE MAJORITY	34,508	34,508
CJ DISTRIBUTION INC	FEMALE MAJORITY	34,418	34,418
HELSELJEPPERSON ELECTRICAL INC	FEMALE MAJORITY	33,836	33,836
DURANGO PAINTING INC	HISPANIC AMERICAN MALE	33,272	33,272
PRIMERA ENGINEERS LTD	FEMALE MAJORITY	32,909	32,909
PANIAGUA GROUP INC	HISPANIC AMERICAN MALE	32,505	32,505
LEAD IT CORPORATION	ASIAN AMERICAN FEMALE	30,870	30,870
GLOBAL WATER TECHNOLOGY INC	HISPANIC AMERICAN MALE	30,766	30,766
ARDMORE ASSOCIATES LLC	AFRICAN AMERICAN FEMALE	30,539	30,539
MIDWEST METALS INC	FEMALE MAJORITY	30,078	30,078
DUST EM CLEAN MAINTENANCE COMPANY INC	AFRICAN AMERICAN FEMALE	29,692	29,692
LIVEWIRE ELECTRICAL SYSTEMS INCORPORATED	AFRICAN AMERICAN MALE	27,845	27,845
CANDEO CONSULTING INCORPORATED	FEMALE MAJORITY	27,000	27,000
EVERGREEN SUPPLY CO	FEMALE MAJORITY	26,672	26,672
ENVIRONMENTAL DESIGN INTERNATIONAL INC	AFRICAN AMERICAN FEMALE	26,033	26,033
NOVAMED INC	ASIAN AMERICAN MALE	25,299	25,299

FY18 Q1 MAFBE SPEND BY VENDOR
July 1, 2017 through September 30, 2017

VENDOR NAME	Minority-Category	FY18 Q1 (Through 9/30/2017)	FY18 (Through 9/30/2017)
GIVSCO CONSTRUCTION	AFRICAN AMERICAN MALE	24,731	24,731
BOSWELL BUILDING CONTRACTORS INC	FEMALE MAJORITY	24,503	24,503
MYLEER CORPORATION	AFRICAN AMERICAN FEMALE	24,223	24,223
BELLA BAGNO INC	FEMALE MAJORITY	23,953	23,953
ADAMS PAINTING COMPANY	AFRICAN AMERICAN MALE	23,676	23,676
ALARIS GROUP INCORPORATED	FEMALE MAJORITY	23,196	23,196
M AND G GRAPHICS INC	FEMALE MAJORITY	22,895	22,895
CHICAGO COMMUNICATIONS LLC	FEMALE MAJORITY	22,742	22,742
QC ENTERPRISES INC	FEMALE MAJORITY	22,420	22,420
TERRY GUEN DESIGN ASSOCIATES INC	ASIAN AMERICAN FEMALE	21,460	21,460
PROFASTS INC	HISPANIC AMERICAN MALE	21,429	21,429
GO PROMOTIONS INC	FEMALE MAJORITY	21,140	21,140
WATTS COPY SYSTEMS INC	FEMALE MAJORITY	20,062	20,062
OCCUPATIONAL TRAINING AND SUPPLY INC	FEMALE MAJORITY	19,632	19,632
BRUSH ARCHITECTS LLC	FEMALE MAJORITY	19,495	19,495
LA GRANGE CRANE SERVICE INC	FEMALE MAJORITY	18,954	18,954
MATRIX ENGINEERING CORPORATION	AFRICAN AMERICAN MALE	18,909	18,909
KCOM TRANSPORT SERVICES INC	FEMALE MAJORITY	18,900	18,900
PROFESSIONAL DYNAMIC NETWORK INC	AFRICAN AMERICAN MALE	18,794	18,794
TRC WORLDWIDE ENGINEERING INCORPORATED	ASIAN AMERICAN MALE	18,666	18,666
UNIVERSAL INSULATION INC	HISPANIC AMERICAN MALE	17,820	17,820
MSM SOLUTIONS INC	AFRICAN AMERICAN MALE	17,605	17,605
JEET INCORPORATED	FEMALE MAJORITY	17,020	17,020
HANNO WEBER ASSOCIATES ARCHITECTUREURBAN DESIGN	HISPANIC AMERICAN MALE	16,873	16,873
DYNAMIX ENGINEERING LTD	AFRICAN AMERICAN MALE	15,589	15,589
DEN CONSTRUCTION MANAGEMENT LLC DBA DENCO	HISPANIC AMERICAN MALE	15,215	15,215
GALAXY ENVIRONMENTAL INC	HISPANIC AMERICAN MALE	14,895	14,895
STOCKS BUSINESS FURNITURE INC/STOCKS OFFICE FURNITURE	FEMALE MAJORITY	14,837	14,837
A-PRO EXECS LLC	AFRICAN AMERICAN FEMALE	14,501	14,501
PROGRESSIVE INDUSTRIES INC	FEMALE MAJORITY	13,520	13,520
TAC CONSTRUCTION COMPANY	FEMALE MAJORITY	13,233	13,233
ORNELAS CONSTRUCTION COMPANY	HISPANIC AMERICAN MALE	13,100	13,100
CIVIL DESIGN INC	FEMALE MAJORITY	13,050	13,050
SELECT CONTRACTING LLC	FEMALE MAJORITY	12,600	12,600
BRIDGEWAY INCORPORATED	DISABLED/SHELTERED/REHABILITATION	12,586	12,586
HYGIENEERING INC	FEMALE MAJORITY	12,091	12,091
WE'RE CLEANING INC	AFRICAN AMERICAN FEMALE	12,036	12,036
CR SCHMIDT INC	FEMALE MAJORITY	11,828	11,828
MCGUIRE IGLESKI AND ASSOCIATES INCORPORATED	FEMALE MAJORITY	11,643	11,643
TOVAR SNOW PROFESSIONALS INC	HISPANIC AMERICAN MALE	11,597	11,597
ARCHITECTS ENTERPRISE LTD	AFRICAN AMERICAN MALE	11,237	11,237
CHRISTY WEBBER AND CO/CHRISTY WEBBER LANDSCAPES	FEMALE MAJORITY	11,110	11,110
SANCHEZ AND DANIELS AND HOFFMAN LLP	HISPANIC AMERICAN MALE	11,034	11,034
ENCORE UNLIMITED LLC	FEMALE MAJORITY	10,985	10,985
RES CONSTRUCTION INC	HISPANIC AMERICAN FEMALE	10,980	10,980
CALUMET DECORATING SERVICE INC	FEMALE MAJORITY	10,571	10,571
KEYBOARD ENTERPRISES DEVELOPMENT INC	AFRICAN AMERICAN MALE	9,720	9,720
AMAZING EDIBLES LTD	HISPANIC AMERICAN FEMALE	9,485	9,485
MACON RESOURCES INC	DISABLED/SHELTERED/REHABILITATION	9,171	9,171
SIEBERT CONSTRUCTION MILLWORK INC	FEMALE MAJORITY	9,100	9,100
VISION PAINTING DECORATING SERVICES INCORPORATED	AFRICAN AMERICAN MALE	9,000	9,000
MIDDLETON CONSTRUCTION CONSULTING OF ILLINOIS LLC	SDVOSB	8,875	8,875
UPLAND DESIGN LTD	FEMALE MAJORITY	8,787	8,787
CHEMCO INDUSTRIES INC	ASIAN AMERICAN MALE	8,510	8,510
NOVAREST INC	FEMALE MAJORITY	8,448	8,448
FIRE STOP TECHNOLOGIES INC	FEMALE MAJORITY	8,354	8,354
BAYSINGER DESIGN GROUP INC	FEMALE MAJORITY	8,258	8,258
JOSAM ACQUISITIONS LLC/GOOD TO GO FOOD	FEMALE MAJORITY	8,251	8,251
LEEDER FURNITURE LLC	FEMALE MAJORITY	8,175	8,175
QUERCUS CONSULTING INC	FEMALE MAJORITY	8,000	8,000
RELIABLE ENVIRONMENTAL SOLUTIONS INCORPORATED	FEMALE MAJORITY	7,887	7,887
SITE DESIGN GROUP LTD	ASIAN AMERICAN MALE	7,873	7,873

FY18 Q1 MAFBE SPEND BY VENDOR
 July 1, 2017 through September 30, 2017

VENDOR NAME	Minority-Category	FY18 Q1 (Through 9/30/2017)	FY18 (Through 9/30/2017)
AC GENTROL INCORPORATED	ASIAN AMERICAN MALE	7,774	7,774
EXPRESS BUSINESS PRODUCTS LLC	FEMALE MAJORITY	7,712	7,712
CHICAGO COMMERCIAL INSTALLATION INC	ASIAN AMERICAN FEMALE	7,575	7,575
ACACIA FINANCIAL GROUP INC	FEMALE MAJORITY	7,500	7,500
FORWARD SPACE	FEMALE MAJORITY	7,135	7,135
FUHRMANN ENGINEERING INC	FEMALE MAJORITY	7,123	7,123
NEAL AND LEROY LLC	AFRICAN AMERICAN MALE	7,088	7,088
EVERYTHING DIVISION 12 INC	FEMALE MAJORITY	7,000	7,000
ROGARDS OFFICE PRODU	FEMALE MAJORITY	6,937	6,937
DEKAYO CORPORATION	HISPANIC AMERICAN MALE	6,899	6,899
SUPERIOR FLOOR COVERING INCORPORATED	FEMALE MAJORITY	6,814	6,814
YOUR PARTNER PROMOTIONS INC	FEMALE MAJORITY	6,395	6,395
LEVEL1 GLOBAL SOLUTIONS LLC	AFRICAN AMERICAN MALE	6,105	6,105
CORPORATE CONCEPTS INC	FEMALE MAJORITY	5,638	5,638
ILLINI SUPPLY INCORPORATED	FEMALE MAJORITY	5,472	5,472
NAK-MAN CORP	ASIAN AMERICAN MALE	5,456	5,456
MILHOUSE ENGINEERING AND CONSTRUCTION INC	AFRICAN AMERICAN MALE	5,357	5,357
BURKE BURNS AND PINELLI LTD	FEMALE MAJORITY	5,238	5,238
PRODUCTION DISTRIBUTION COMPANIES	AFRICAN AMERICAN MALE	5,088	5,088
HIGH RISE SECURITY	HISPANIC AMERICAN MALE	4,599	4,599
WRF ENGINEERS LLC	FEMALE MAJORITY	4,377	4,377
ILLINI FIRE EQUIPMENT CO INC	FEMALE MAJORITY	3,997	3,997
IMPACT SOLUTIONS INC	FEMALE MAJORITY	3,938	3,938
GRANT LAW LLC	AFRICAN AMERICAN MALE	3,852	3,852
CUSTOM ENGINEERING INC	AFRICAN AMERICAN MALE	3,746	3,746
PROTYPE PRINTING INCORPORATED	FEMALE MAJORITY	3,624	3,624
ALTUSWORKS INCORPORATED	FEMALE MAJORITY	3,535	3,535
YAGLA ENGINEERING SERVICES INC	FEMALE MAJORITY	3,385	3,385
CPMH CONSTRUCTION INC	HISPANIC AMERICAN MALE	3,189	3,189
HI-TEK ENVIRONMENTAL INC/STAT ANALYSIS CORP	ASIAN AMERICAN MALE	3,170	3,170
COMMUNITY SUPPORT SYSTEMS	DISABLED/SHELTERED/REHABILITATION	3,150	3,150
POOL ADMINISTRATORS INCORPORATED	FEMALE MAJORITY	3,142	3,142
MJB DECORATINGINC	FEMALE MAJORITY	3,139	3,139
MORRISSEY CONTRACTING	FEMALE MAJORITY	3,060	3,060
ACTIVE ELECTRICAL SUPPLY COMPANY INC	FEMALE MAJORITY	2,958	2,958
LASER INNOVATIONS INC	DISABLED/SHELTERED/REHABILITATION	2,865	2,865
KSID INTERIORS INC	FEMALE MAJORITY	2,846	2,846
LESTER AND ROSALIE ANIXTER CENTER	DISABLED/SHELTERED/REHABILITATION	2,832	2,832
MICRO CITY	ASIAN AMERICAN MALE	2,700	2,700
EC PURDY AND ASSOCIATES	ASIAN AMERICAN FEMALE	2,500	2,500
PHOENIX BUSINESS SOLUTIONS LLC	FEMALE MAJORITY	2,318	2,318
ENBEE PAINTING AND DECORATING INCORPORATED	FEMALE MAJORITY	2,275	2,275
RD MCMILLEN ENTERPRISES INCORPORATED	FEMALE MAJORITY	2,250	2,250
ACTION BAG COMPANY	FEMALE MAJORITY	2,205	2,205
LANDSCAPE SOLUTIONS LLC	FEMALE MAJORITY	2,000	2,000
JOHNSON LASKY KINDELIN ARCHITECTS	FEMALE MAJORITY	1,988	1,988
RADA ARCHITECTS LTD	FEMALE MAJORITY	1,923	1,923
DIRECTIONS UNLIMITED INC/PROMOPARTNERS	FEMALE MAJORITY	1,847	1,847
PROGRESSIVE ELECTRIC INC	FEMALE MAJORITY	1,802	1,802
MEDICAL EXPRESS AMBULANCE SERVICE INCORPORATED	AFRICAN AMERICAN FEMALE	1,758	1,758
THG FOODS INC/FOUR COURSES CATERING	AFRICAN AMERICAN MALE	1,628	1,628
SOUTHWEST SPRING INC	FEMALE MAJORITY	1,586	1,586
LAKE SHORE BUSINESS FORMS CO	FEMALE MAJORITY	1,493	1,493
MULTILINGUAL CONNECTIONS LLC	FEMALE MAJORITY	1,297	1,297
EVERLIGHTS INCORPORATED	FEMALE MAJORITY	1,269	1,269
NETA SCIENTIFIC INC	AFRICAN AMERICAN FEMALE	1,216	1,216
J AVE DEVELOPMENT INC	HISPANIC AMERICAN MALE	1,200	1,200
HUGH LIGHTING DESIGN LLC	ASIAN AMERICAN MALE	1,192	1,192
MASSIE MASSIE ASSOCIATES INC	FEMALE MAJORITY	1,174	1,174
UCP LAND OF LINCOLN	DISABLED/SHELTERED/REHABILITATION	1,130	1,130
AUDREY J WEINSTEIN DBA A WEINSTEIN AND ASSOCIATES	FEMALE MAJORITY	1,066	1,066
SUNRISE HITEK GROUP LLC/SUNRISE DIGITAL	ASIAN AMERICAN MALE	1,048	1,048

FY18 Q1 MAFBE SPEND BY VENDOR
July 1, 2017 through September 30, 2017

VENDOR NAME	Minority-Category	FY18 Q1 (Through 9/30/2017)	FY18 (Through 9/30/2017)
RENARD LIMITED LLC/SHRED AUTHORITY	AFRICAN AMERICAN MALE	1,025	1,025
BOYE JANITORIAL SERVICE	AFRICAN AMERICAN MALE	975	975
CRYSTAL CHEM INCORPORATED	ASIAN AMERICAN FEMALE	870	870
LINJEN PROMOTIONS INC	FEMALE MAJORITY	678	678
MCDONOUGHWHITLOW PC	FEMALE MAJORITY	577	577
QURIOSITY PRODUCTIONS LLC	AFRICAN AMERICAN MALE	500	500
BPI TESTING LLC	FEMALE MAJORITY	450	450
EXTENDED HOME LIVING SERVICES INCORPORATED	FEMALE MAJORITY	450	450
ACCURATE BIOMETRICS INCORPORATED	FEMALE MAJORITY	405	405
DTI OF ILLINOIS INC	HISPANIC AMERICAN MALE	358	358
TETRA MEDICAL SUPPLY CORP	FEMALE MAJORITY	325	325
CUSHING COMPANY	FEMALE MAJORITY	300	300
EFFICIENCY REPORTING	FEMALE MAJORITY	300	300
HANSON INFORMATION SYSTEMS INCORPORATED	FEMALE MAJORITY	270	270
OMAR MEDICAL SUPPLIES INCORPORATED	AFRICAN AMERICAN MALE	238	238
MIDWEST EDUCATIONAL FURNISHINGS INC	FEMALE MAJORITY	101	101
A MAESTRANZI SONS KNIFE SERVICES LLC	HISPANIC AMERICAN MALE	30	30
ROOF TOP SEDUMS LLC	FEMALE MAJORITY	2	2
TOTAL		20,128,421	20,128,421