

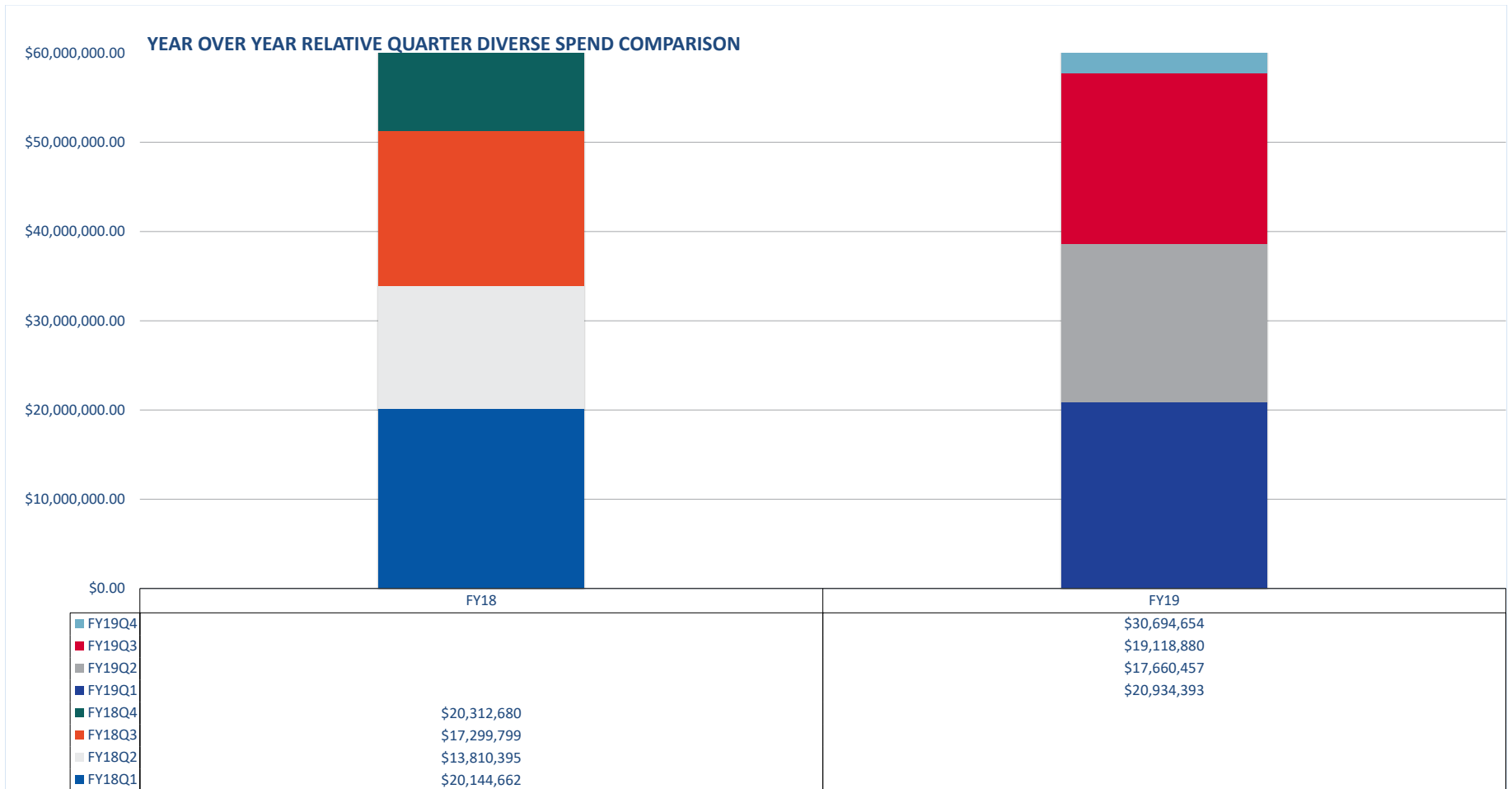
September 19, 2019

Board Meeting
September 19, 2019

Diversity Report to the Board of Trustees

University of Illinois

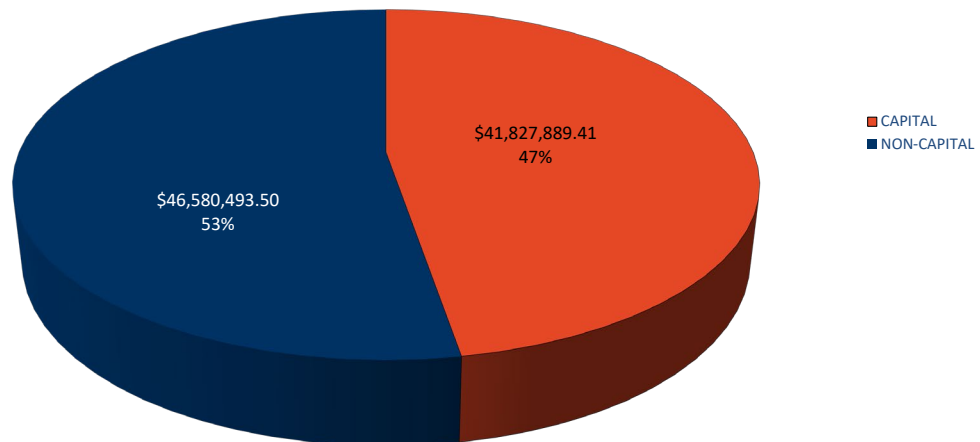
Attached is a report that responds to the Board of Trustees' request for periodic information on diversity expenditures. The report lists expenditures by diversity vendor for the period of July 1, 2018 through June 30, 2019. The corresponding budget for fiscal year 2019 is \$6,829,297,000. The data are summarized in the first chart for capital and non-capital diversity expenditures in total, by campus and by category. The final charts lists total expenditures for the reporting period by diversity vendor.



TOTAL EXPENSE BUDGET	\$6,829,297,000.00
PAYMENTS ON BEHALF	-\$1,768,523,000.00
UNRESTRICTED FUNDS NOT SUBJECT TO GOAL	-\$1,745,605,000.00
RESTRICTED FUNDS NOT SUBJECT TO GOAL	-\$1,748,651,000.00
OTHER AUTOMATIC EXEMPTIONS	-\$260,695,620.00
TOTAL BUDGET SUBJECT TO GOAL WITHOUT EXEMPTIONS	\$1,305,822,380.00

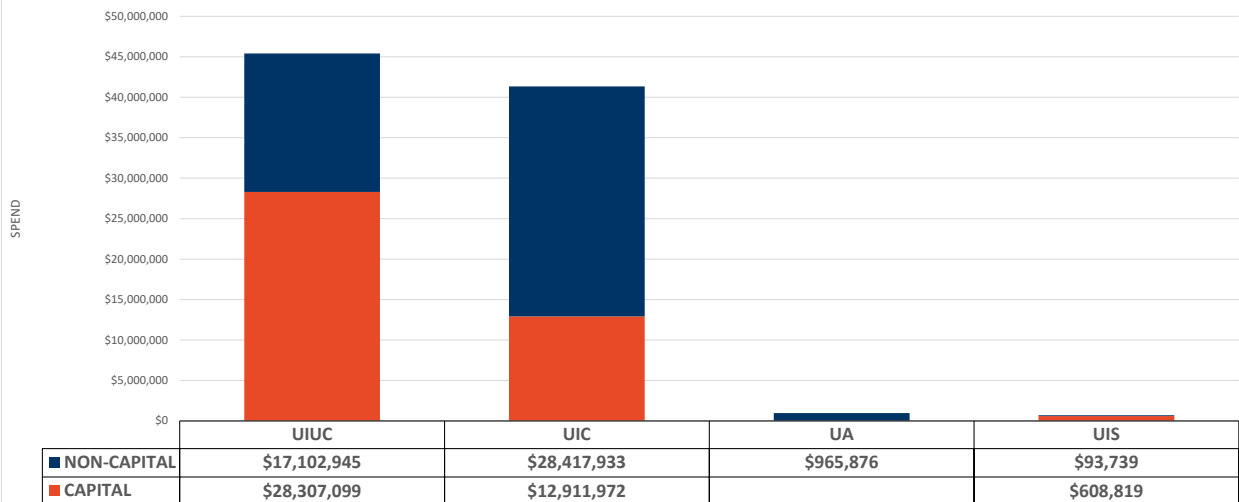
FY19Q4 EXPENDITURES	\$1,763,413,517.69
FY19Q4 DIVERSE SPEND	\$88,408,382.91

FY19 Capital & Non-Capital Diversity Spend Report Expenditures (Through 6/30/2019)

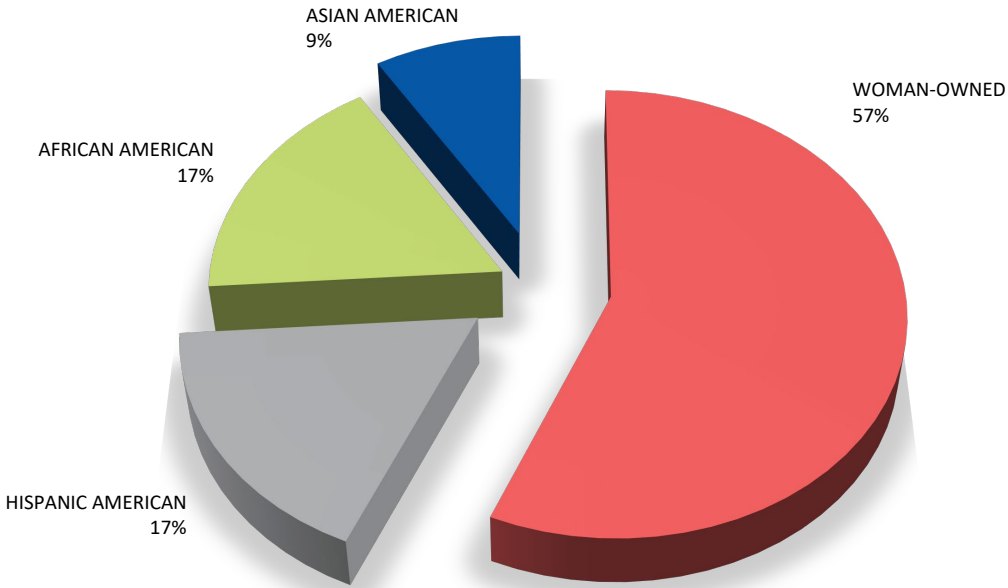


Grand Total = \$88,408,382.91

FY19 Capital & Non-Capital Diversity Spend Report Expenditures by Campus (Through 6/30/2019)



**FY19Q4 Diversity Spend Report Expenditures Category
(Through 6/30/2019)**



FY19 Q4 DIVERSITY SPEND BY VENDOR
July 1, 2018 through June 30, 2019

VENDOR NAME	Minority-Category	FY19 Q1 (Through 9/30/2018)	FY19 Q2 (Through 12/31/2018)	FY19 Q3 (Through 3/31/2019)	FY19 Q4 (Through 6/30/2019)	FY19 (Through 6/30/2019)
CHICAGO LIGHTHOUSE FOR PEOPLE WHO ARE BLIND AND VISUALLY I	DISABLED/SHELTERED/REHABILITATION	1,772,197	1,194,416	2,239,087	1,786,111	6,991,810
VON ALST OPERATING LLC	WOMAN-OWNED	138,320	981,485	981,485	1,389,801	3,491,091
PRECISION BUILDERS ASSOCIATES INC	WOMAN-OWNED	952,695	450,764	450,764	1,232,779	3,087,003
PIER GROUP LLC	WOMAN-OWNED	474,136	757,737	619,114	1,128,122	2,979,109
MLN ENTERPRISE	WOMAN-OWNED	730,995	594,827	594,827	924,877	2,845,527
MIDWAY CONTRACTING GROUP LLC	HISPANIC AMERICAN	1,150,298	126,930	100,330	1,284,653	2,662,211
MECCOR INDUSTRIES LTD	ASIAN AMERICAN	565,690	359,827	433,456	1,012,289	2,371,262
AUTUMN CONSTRUCTION SERVICES INC	WOMAN-OWNED	791,642	419,874	348,088	695,594	2,255,198
COMMERCIAL FLOOR COVERING INC/TSI COMMERCIAL FLOOR COVERING	WOMAN-OWNED	684,493	235,173	247,916	965,265	2,132,847
CORPORATE TRAVEL PLANNERS INCORPORATED	WOMAN-OWNED	110,780	252,030	948,054	629,680	1,940,544
TITAN INDUSTRIES INC	WOMAN-OWNED	413,097	72,685	72,685	1,265,059	1,823,525
JP EXCAVATING AND TRUCKING	AFRICAN AMERICAN	488,009	446,087	446,087	426,381	1,806,564
ACCEL CONSTRUCTION SERVICES GROUP LLC	HISPANIC AMERICAN	166,117	490,483	258,014	845,047	1,759,661
FICEK ELECTRIC AND COMMUNICATION SYSTEMS INCORPORATED	WOMAN-OWNED	443,307	291,191	291,287	709,575	1,735,360
PMJ ENTERPRISES INC	HISPANIC AMERICAN	1,132,796	282,444	282,444	3,378	1,701,062
MOODY NOLAN INCORPORATED	AFRICAN AMERICAN	307,809	530,502	314,946	524,255	1,677,511
CK UNITED SHEET METAL AND MECHANICAL INC	AFRICAN AMERICAN		701,640	701,640	174,150	1,577,430
GLESCO ELECTRIC INCORPORATED	WOMAN-OWNED	512,340	219,741	201,970	631,820	1,565,870
TILTON KELLY AND BELL LLC	WOMAN-OWNED	347,558	608,251	231,412	255,648	1,442,869
ROBERT L MILLER ASSOCIATES INC	AFRICAN AMERICAN	83,866	120,138	120,138	1,070,554	1,394,696
OLYMPIC CONSTRUCTION COMPANY LLC	WOMAN-OWNED	231,581	206,042	473,427	288,145	1,199,195
KRUT'S ELECTRIC INCORPORATED	WOMAN-OWNED	332,430	225,872	301,801	312,211	1,172,315
LCM ARCHITECTS LLC	DISABLED/SHELTERED/REHABILITATION	73,130	252,525	346,061	237,365	909,080
PACE SYSTEMS INC	ASIAN AMERICAN	437,230	138,846	227,617	87,701	891,393
G COOPER OIL COMPANY INC	WOMAN-OWNED	216,937	180,165	212,853	253,082	863,036
KAVE INC	WOMAN-OWNED	166,552	91,405	245,615	326,078	829,650
BAUTISTA ELECTRIC ENTERPRISES INC	HISPANIC AMERICAN	159,715	224,361	254,611	150,958	789,644
UIAAMA CONSTRUCTION INCORPORATED	AFRICAN AMERICAN	305,281	6,435	184,890	274,467	771,073
JOHNSON LASKY KINDELIN ARCHITECTS INC	WOMAN-OWNED	80,381	105,841	193,208	318,064	697,493
OLD VETERAN CONSTRUCTION INC	HISPANIC AMERICAN	31,249	375,688	220,712	67,157	694,805
RELIABLE CONTRACTING AND EQUIPMENT CO	ASIAN AMERICAN	400,883	53,291	53,291	178,846	686,311
BAILEY EDWARD DESIGN INC	WOMAN-OWNED	86,035	221,878	242,520	128,532	678,964
EVERY BLOOMIN INDUSTRIAL SUPPLYINC	WOMAN-OWNED	172,181	191,203	191,203	108,420	663,006
MONTERREY SECURITY CONSULTANTS INC	HISPANIC AMERICAN	42,616	155,848		444,212	642,676
ON THE JOB CONSULTING INC/PIXO	WOMAN-OWNED	146,469	189,539	119,933	168,844	624,784
REAL DESIGNS INC	WOMAN-OWNED	577,216	15,450	15,450	3,010	611,126
ANDERSON LOCK COMPANY LTD	WOMAN-OWNED	50,082	199,384	197,249	133,379	580,095
ESCAPITA CONSTRUCTION COMPANY INC	HISPANIC AMERICAN	121,691	20,484	20,484	388,478	551,137
NEW BEGINNINGS CONTRACTORS INC	AFRICAN AMERICAN	242,306	103,759	103,759	100,105	549,929
MARKET CONTRACTING SERVICE INC	HISPANIC AMERICAN	306,187	92,853	73,776	45,114	517,930
EXPRESS ELECTRIC SUPPLY	AFRICAN AMERICAN	12,852	76,658	76,658	327,543	493,710
MBB ENTERPRISES OF CHICAGO INC	WOMAN-OWNED	150,322	168,507	168,507		487,336
SHEN MILSOM WILKE LLC	ASIAN AMERICAN	89,233	164,399	164,399	55,937	473,969
RUBINOS AND MESIA ENGINEERS INC	ASIAN AMERICAN	195,981	94,059	156,131	17,165	463,335
INTERNATIONAL QUALITY CONTRACTING INC	AFRICAN AMERICAN		270,270	71,598	86,444	428,312
CERVANTES GROUP	HISPANIC AMERICAN			153,211	265,506	418,718
ORDAZ CONSTRUCTION AND SUPPLY INC	HISPANIC AMERICAN		202,725	202,725		405,450
COOK FASSER ASSOCIATES INCORPORATED	WOMAN-OWNED	78,982	162,702	162,942	675	405,301
JRH ENTERPRISES INC	WOMAN-OWNED	97,164	123,062	123,062	49,788	393,077
SELECT CONTRACTING LLC	WOMAN-OWNED	14,850	63,658	63,658	246,136	388,302
ELECTRONIC KNOWLEDGE INTERCHANGE COMPANY	AFRICAN AMERICAN	45,020	60,318	129,420	145,600	380,358
AIR DESIGN SYSTEMS INC	WOMAN-OWNED			34,392	345,270	379,662
SNTIAL TECHNOLOGIES INCORPORATED	ASIAN AMERICAN	93,780	106,213	106,304	71,853	378,149
ONEILL CONTRACTORS INCORPORATED	WOMAN-OWNED	129,501		54,902	187,861	372,264
CAD CONSTRUCTION INC	WOMAN-OWNED	50,052	156,255	156,255		362,562
PREMIER STAFFING SOURCE INC	AFRICAN AMERICAN	35,130	73,747	83,153	138,801	330,831
GREEN HOME EXPERTS LLC	WOMAN-OWNED				321,286	321,286
KA REBAR	WOMAN-OWNED	41,921	67,581	67,581	143,169	320,251
J-MAC ASSOCIATES LIMITED	WOMAN-OWNED	50,995	51,544	56,067	149,664	308,270
AMERICAN SURVEYING AND ENGINEERING PC	HISPANIC AMERICAN			129,502	177,145	306,648
BRANDENBURGER PLUMBING INC	HISPANIC AMERICAN	102,970	10,210	90,513	91,639	295,331
STOCKS BUSINESS FURNITURE INC/STOCKS OFFICE FURNITURE	WOMAN-OWNED	36,127	16,115	110,038	130,377	292,656
NESTBUILDERS INC DBA DBHMS	HISPANIC AMERICAN	50,591	40,170	40,170	152,879	283,810
PUGH JONES AND JOHNSON PC	AFRICAN AMERICAN	27,291	193,511	43,339	19,338	283,478
COMMAND MECHANICAL GROUP	HISPANIC AMERICAN		85,343	85,343	111,657	282,343
PEDIATRIC INTERACTIONS INCORPORATED	WOMAN-OWNED	20,928	69,529	78,632	111,860	280,950
COTTER CONSULTING INC	WOMAN-OWNED	152,333	43,193	43,193	34,978	273,698
FRANKLYNN INC/CHEMICAL MAINTENANCE INC CMI	WOMAN-OWNED	38,724	64,076	58,057	90,780	251,637
JAMESON SHEET METAL INC	WOMAN-OWNED	229,762			21,232	250,994
CCS INTERNATIONAL INC	ASIAN AMERICAN	40,181	93,948	93,948	18,480	246,556
DAVID MASON ASSOCIATES OF ILLINOIS LTD	AFRICAN AMERICAN	29,386	56,397	56,397	103,239	245,418
RADA ARCHITECTS LTD	WOMAN-OWNED	46,413	11,013	85,627	97,897	240,950
PRAIRIE FIRE SPRINKLER INC	WOMAN-OWNED	143,252	60,732	8,725	26,140	238,849
WEBB ENGINEERING SERVICES INC	AFRICAN AMERICAN	60,440	60,500	60,500	53,232	234,672
BIOFOAM INC	WOMAN-OWNED		105,840	105,840	21,555	233,235
PRAIRIE RESTORATIONS INCORPORATED	WOMAN-OWNED	45,027	19,759	98,555	67,300	230,641
SOUTHLAND CUSTOM DECORATING INC	WOMAN-OWNED	107,430	54,423	21,000	47,384	230,237
TANK CONSTRUCTION SUPPLIES LLC	AFRICAN AMERICAN				218,912	218,912
PRIMERA ENGINEERS LTD	WOMAN-OWNED	1,435	64,877	33,224	118,862	218,398
DAVIS DAVIS GENERAL CONSTRUCTION AND CONCRETE INC	AFRICAN AMERICAN	73,789	63,593	63,593	11,025	212,001
GARTH BUILDING PRODUCTS SERVICES	AFRICAN AMERICAN		100,240	100,240	11,099	211,579
CPMH CONSTRUCTION INC	HISPANIC AMERICAN		210,600			210,600
ARCHITRAVE LTD	HISPANIC AMERICAN	8,713	64,106		132,233	205,052
CARNOW CONIBEAR AND ASSOC LTD	WOMAN-OWNED	22,216	67,621	65,885	41,500	197,222
DESIGN AIR INC	AFRICAN AMERICAN	197,169				197,169
SUPPLIED INDUSTRIAL SOLUTIONS INC	AFRICAN AMERICAN		98,312	98,312		196,624
S AND F CONSULTANCY INC	ASIAN AMERICAN			37,976	147,013	184,989
CENTRAL STATES DBA ARGO SUMMIT	WOMAN-OWNED				179,550	179,550
INTER-CITY SUPPLY COMPANY INC	AFRICAN AMERICAN	82,685	50,809	21,543	19,040	174,077
KELLEY ORNAMENTAL IRON LLC	WOMAN-OWNED				172,605	172,605
MZI BUILDING SERVICES INC/MZI GROUP INC	HISPANIC AMERICAN	12,325	8,080	9,945	139,945	170,295
SLG INNOVATION INC	AFRICAN AMERICAN	35,568	43,833	34,364	49,360	163,124
CMMS EXCELERATION INCORPORATED	WOMAN-OWNED			63,591	97,735	161,326
MUNDO DEVELOPMENT COMPANY	HISPANIC AMERICAN	110,562	50,286			160,848
A LUCAS SONS STEEL	WOMAN-OWNED	106,094	27,092	27,092		160,278
SUPERIOR FLOOR COVERING INCORPORATED	WOMAN-OWNED	6,659	19,736	24,456	108,069	158,919
WOLF ELECTRIC INCORPORATED	WOMAN-OWNED	27,411	8,515	63,670	59,177	158,772
STUDIO V DESIGN INCORPORATED	ASIAN AMERICAN	28,800		71,810	58,090	158,700
DEVELOPMENTAL SERVICES CENTER	DISABLED/SHELTERED/REHABILITATION	34,042	26,763	44,606	52,595	158,006

FY19 Q4 DIVERSITY SPEND BY VENDOR
July 1, 2018 through June 30, 2019

VENDOR NAME	Minority-Category	FY19 Q1 (Through 9/30/2018)	FY19 Q2 (Through 12/31/2018)	FY19 Q3 (Through 3/31/2019)	FY19 Q4 (Through 6/30/2019)	FY19 (Through 6/30/2019)
VEYA INC	AFRICAN AMERICAN	152,290				152,290
NES INC	HISPANIC AMERICAN	24,300	34,290	34,290	56,940	149,820
GORDON ELECTRIC SUPPLY	WOMAN-OWNED	1,028	11,484	6,460	126,456	145,428
HYGIENEERING INC	WOMAN-OWNED	8,316		11,013	123,526	142,855
MEP INFRASTRUCTURE SOLUTIONS INCORPORATED	HISPANIC AMERICAN	95,235	15,000	4,305	26,216	140,756
ALTUSWORKS INCORPORATED	WOMAN-OWNED	8,342	71,947	54,102	6,026	140,416
DEKAYO CORPORATION	HISPANIC AMERICAN		22,860	22,860	92,519	138,239
FUHRMANN ENGINEERING INC	WOMAN-OWNED	6,980	89,564	30,924		136,639
TEMCO HEATING AIR CONDITIONING INC	WOMAN-OWNED				128,816	128,816
TERRA DEMOLITION	HISPANIC AMERICAN	99,538	404		24,025	123,967
PHD SERVICES LLC	WOMAN-OWNED	32,324	49,906	19,621	21,754	123,606
RESOURCE ONE OF ILLINOIS LTD	WOMAN-OWNED	60,063	10,454	40,423	10,462	121,401
MACK CONSTRUCTION SERVICESLLC	ASIAN AMERICAN	54,000			65,315	119,315
CHICAGO COMMUNICATIONS LLC	WOMAN-OWNED	3,791	56,079	4,833	52,706	117,408
NEAL AND LEROY LLC	AFRICAN AMERICAN	16,477	23,441	34,446	41,190	115,553
STEARNOJGLEKAR LTD	ASIAN AMERICAN	22,388	9,297	9,297	74,169	115,151
CCJM ENGINEERS LTD	ASIAN AMERICAN	67,000	22,000	22,000	4,000	115,000
PROFESSIONAL ELEVATOR SERVICES INC	AFRICAN AMERICAN				112,500	112,500
NAMAT CONSTRUCTION CO INC	AFRICAN AMERICAN				112,058	112,058
COLEMAN DEVELOPMENT CORP	AFRICAN AMERICAN				111,760	111,760
DUNKER ELECTRIC SUPPLY INC	WOMAN-OWNED				111,663	111,663
ENVIRONMENTAL DESIGN INTERNATIONAL INC	AFRICAN AMERICAN	39,101	4,005	4,005	50,850	97,961
PUBLIC COMMUNICATIONS INCORPORATED	WOMAN-OWNED	10,055	46,843	40,825		97,723
EVERGREEN SUPPLY	WOMAN-OWNED	15,172	29,419	29,419	23,415	97,425
NATIONAL HVACDBA NATIONAL INSULATION INC	AFRICAN AMERICAN		3,703	3,703	89,954	97,360
JF CARPENTRY SERVICES INC	HISPANIC AMERICAN	96,287				96,287
WATTS COPY SYSTEMS INC	WOMAN-OWNED	18,432	29,845	28,021	19,341	95,639
THE RODERICK GROUP DBA ARDMORE RODERICK	AFRICAN AMERICAN	2,468	51,673		34,585	88,726
PAUL HERRERA CONSTRUCTION LTD	HISPANIC AMERICAN	85,927	1,700			87,627
VIVA USA INCORPORATED	ASIAN AMERICAN	6,271	14,828	64,417		85,516
JSR ENTERPRISES INC	AFRICAN AMERICAN		3,957	50,600	29,701	84,258
POOL ADMINISTRATORS INCORPORATED	WOMAN-OWNED	14,629	16,278	13,934	39,400	84,241
URBAN WORKS LTD	HISPANIC AMERICAN	704		33,265	50,000	83,969
GLOBAL WATER TECHNOLOGY INC	HISPANIC AMERICAN	29,270	18,446	9,601	25,994	83,311
PRODUCTION DISTRIBUTION COMPANIES	AFRICAN AMERICAN	23,989	15,492	12,707	29,429	81,616
MIDCO ELECTRIC SUPPLY INC	WOMAN-OWNED			5,953	75,622	81,575
DOYLE AND ASSOCIATES	WOMAN-OWNED		80,332			80,332
BELLA BAGNO INC	WOMAN-OWNED	28,638	21,637	19,673	9,929	79,877
SIERRA GLASS COMPANY	AFRICAN AMERICAN				78,750	78,750
NATIONAL PAINTING INCORPORATED	WOMAN-OWNED	45,841	2,420	7,660	22,265	78,186
ELETE CONSTRUCTION AND ENVIRONMENTAL INC	AFRICAN AMERICAN	36,395	17,255	6,500	16,575	76,725
UNIVERSAL INSULATION INC	HISPANIC AMERICAN	33,000	13,530	13,530	16,538	76,598
RTM ASSOCIATES INC	ASIAN AMERICAN	700	700	700	73,869	75,969
LIVEWIRE ELECTRICAL SYSTEMS INCORPORATED	AFRICAN AMERICAN	57,977	8,676	6,655	1,664	74,972
HILCO DISTRIBUTING	WOMAN-OWNED				72,351	72,351
M AND M MANAGERIAL SERVICE INC	HISPANIC AMERICAN	12,780			57,968	70,748
MODE ARCHITECTS PC	ASIAN AMERICAN	22,377	15,596	15,596	15,128	68,697
TERRA ENGINEERING LTD	WOMAN-OWNED	19,582	17,730	17,730	13,542	68,584
NOVAMED INC	ASIAN AMERICAN	18,200	12,629	13,614	23,701	68,144
MILLER BUILDING GROUP	AFRICAN AMERICAN	67,050				67,050
MIDWEST MOVING AND STORAGE INC	HISPANIC AMERICAN	7,175	22,475	21,480	15,202	66,332
ABATOR INFORMATION SERVICES INC	WOMAN-OWNED				66,300	66,300
JM POLCURR INC	HISPANIC AMERICAN	50,765	4,496	1,787	7,253	64,300
TERRY GUEN DESIGN ASSOCIATES INC	ASIAN AMERICAN		25,320	25,320	12,804	63,443
METAPHRAPHIS LANGUAGE AND CULTURAL SOLUTIONS LLC	HISPANIC AMERICAN	252	1,365	20,384	41,060	63,060
ARIAS INFORMATION SOLUTIONS LLC	HISPANIC AMERICAN			13,538	49,400	62,938
CONSTRUCTION SPECIALTIES SERVICES CSSCO	ASIAN AMERICAN				62,670	62,670
F J ROBINSONS CONTRACTING	AFRICAN AMERICAN	10,520	23,972	23,972	4,073	62,536
IMC CONNECT INC	AFRICAN AMERICAN	61,756				61,756
INTERACTIVE DESIGN INC	AFRICAN AMERICAN	15,047			45,849	60,896
DASHCOINC	WOMAN-OWNED	3,336			56,338	59,674
AMAZING EDIBLES LTD	HISPANIC AMERICAN	3,875	39,855		13,758	57,487
BROOK ARCHITECTURE INC	AFRICAN AMERICAN			42,159	15,259	57,418
LEAD IT CORPORATION	ASIAN AMERICAN	28,560	18,130	10,640		57,330
ELECTRICAL CONTRACTORS INC	WOMAN-OWNED	8,701	10,875	2,025	35,205	56,806
MURER CONSULTANTS INCORPORATED	WOMAN-OWNED			43,492	12,985	56,476
MJB DECORATING INC	WOMAN-OWNED	40,431	8,036	5,616	585	54,668
CG CONSTRUCTION SUPPLY COMPANY INC	AFRICAN AMERICAN	30,096			23,400	53,496
HUESSLER ASSOCIATES INC	WOMAN-OWNED	5,249	12,447	12,447	22,155	52,298
TABITHA VENTURES INC	AFRICAN AMERICAN		26,119	26,119		52,238
ENBEE PAINTING AND DECORATING INCORPORATED	WOMAN-OWNED		24,546		27,630	52,176
CANINO ELECTRIC CO	WOMAN-OWNED				51,660	51,660
GRANT LAW LLC	AFRICAN AMERICAN		19,029		32,151	51,180
DAS CONSULTING SERVICES LLC	ASIAN AMERICAN	39,298	3,843	3,843	3,723	50,708
TAYLOR STUDIOS INC	WOMAN-OWNED		159	19,995	29,192	49,346
BRAILSFORD AND DUNLAVEY INCORPORATED	AFRICAN AMERICAN				48,955	48,955
NEW ERA PAINTING INC	HISPANIC AMERICAN	27,975	10,970	9,629		48,574
NEW STAR INC	DISABLED/SHELTERED/REHABILITATION	33,102	13,868	290	1,249	48,508
EVA DESIGN AND ENGINEERING LLC	ASIAN AMERICAN	48,059				48,059
ILLINI SUPPLY INCORPORATED	WOMAN-OWNED	18,164	23,899	2,360	2,932	47,355
OCCUPATIONAL TRAINING AND SUPPLY INC	WOMAN-OWNED	9,738	2,372	13,756	20,349	46,214
NICKA AND ASSOCIATES INC	WOMAN-OWNED				44,245	44,245
CRISTINA FOODS INC	HISPANIC AMERICAN		15,192	22,103	6,468	43,763
DYNAMIC HEATING AND PIPING COMPANY	HISPANIC AMERICAN	1,573	41,970			43,543
AM BUS COMPANY INCORPORATED	AFRICAN AMERICAN	1,170	3,981	17,106	20,790	43,047
PANIAGUA GROUP INC	HISPANIC AMERICAN	41,391	858	363		42,612
WE'RE CLEANING INC	AFRICAN AMERICAN	12,249	18,364	9,274	2,699	42,585
PHOENIX BUSINESS SOLUTIONS LLC	WOMAN-OWNED	8,953			32,512	41,465
M AND G GRAPHICS INC	WOMAN-OWNED	16,035	8,325	10,320	6,425	41,105
AC GENTROL INCORPORATED	ASIAN AMERICAN	24,284	8,255	8,255		40,793
ENVISION UNLIMITED	DISABLED/SHELTERED/REHABILITATION		18,000		21,993	39,993
V3IT CONSULTING	ASIAN AMERICAN				39,635	39,635
LA GRANGE CRANE SERVICE INC	WOMAN-OWNED	39,200				39,200
QC ENTERPRISES INC	WOMAN-OWNED	1,425	18,572	18,572		38,569
CODE ENGINEERING SERVICES	AFRICAN AMERICAN		11,800		26,200	38,000
T CASTRO PRODUCE INC	DISABLED/SHELTERED/REHABILITATION			23,371	14,095	37,466
FOSTER JACOB INC	WOMAN-OWNED				37,330	37,330
VALOR TECHNOLOGIES INCORPORATED	HISPANIC AMERICAN				37,121	37,121
BAUER LATOZA STUDIO LIMITED	HISPANIC AMERICAN		4,503	32,600		37,103

FY19 Q4 DIVERSITY SPEND BY VENDOR
July 1, 2018 through June 30, 2019

VENDOR NAME	Minority-Category	FY19 Q1 (Through 9/30/2018)	FY19 Q2 (Through 12/31/2018)	FY19 Q3 (Through 3/31/2019)	FY19 Q4 (Through 6/30/2019)	FY19 (Through 6/30/2019)
BENFORD BROWN AND ASSOCIATES LLC	AFRICAN AMERICAN			35,800		35,800
EKLA CORPORATION	ASIAN AMERICAN		23,381		12,208	35,589
MILHOUSE ENGINEERING CONSTRUCTION INC	AFRICAN AMERICAN	1,473	1,329	1,329	30,621	34,752
KAIZEN HEALTH	WOMAN-OWNED	14,628	2,345		17,575	34,548
GARCES PLUMBING CONTRACTORS	HISPANIC AMERICAN	33,354		235		33,589
EXPRESS BUSINESS PRODUCTS LLC	WOMAN-OWNED	7,029	8,565	7,019	10,224	32,837
JEM DEVELOPMENT INC	WOMAN-OWNED	2,565	5,985	5,985	18,276	32,811
JACOBSRYAN ASSOCIATES	WOMAN-OWNED	4,550	13,650	13,650		31,850
ANZY SUPPLY INC	WOMAN-OWNED	569		29,333	1,718	31,621
NOVAREST INC	WOMAN-OWNED	8,184		14,421	8,811	31,415
MAESTROS VENTURES LLC	HISPANIC AMERICAN		15,423	15,423		30,847
BPI TESTING LLC	WOMAN-OWNED	15,542	6,669	6,669	1,853	30,733
BRUSH ARCHITECTS LLC	WOMAN-OWNED	30,089				30,089
ACACIA FINANCIAL GROUP INC	WOMAN-OWNED	7,500	7,500	7,500	7,500	30,000
CENSEO GROUP LLC	WOMAN-OWNED		15,000		15,000	30,000
LOPEZ MARTIN AND ASSOCIATES INC/PURPLE GROUP	HISPANIC AMERICAN	20,100	9,900			30,000
ALL TECH ENERGY INC	WOMAN-OWNED				29,880	29,880
YOUR PARTNER PROMOTIONS INC	WOMAN-OWNED		16,347	2,690	10,142	29,178
JADE MECHANICAL SERVICES LLC	WOMAN-OWNED			27,665		27,665
ALARIS GROUP INC/PARADIGM COMPLEX CARE SOLUTIONS	WOMAN-OWNED				27,296	27,296
BOSWELL BUILDING CONTRACTORS INC	WOMAN-OWNED	27,225				27,225
JEET INCORPORATED	WOMAN-OWNED	10,320	7,225	1,035	8,093	26,673
SEICO INC	DISABLED/SHELTERED/REHABILITATION	1,734	5,876	7,193	11,668	26,471
MYLEER CORPORATION	AFRICAN AMERICAN		6,813		19,429	26,241
BRIDGEWAY INCORPORATED	DISABLED/SHELTERED/REHABILITATION	8,390	13,210		4,320	25,920
RELIABLE ENVIRONMENTAL SOLUTIONS INCORPORATED	WOMAN-OWNED	8,338	1,605	3,230	11,816	24,988
RES CONSTRUCTION INC	HISPANIC AMERICAN	15,669	8,221			23,890
YAGLA ENGINEERING SERVICES INC	WOMAN-OWNED	4,917	9,291	9,291		23,499
314E CORPORATION	ASIAN AMERICAN	23,200				23,200
CT MECHANICAL	WOMAN-OWNED		1,620	12,030	7,014	20,664
SANCHEZ AND DANIELS AND HOFFMAN LLP	HISPANIC AMERICAN	8,957	2,375	7,008	2,185	20,526
VIRTUAL ENERGY SOLUTIONS INC	HISPANIC AMERICAN		7,289	7,289	5,390	19,968
MILLER ENTERPRISE GROUP LLC	AFRICAN AMERICAN				19,317	19,317
HEALTH EDUCATION RESEARCH ASSOCIATES INC	WOMAN-OWNED	4,726	2,797	2,797	8,762	19,082
PROTYPE PRINTING INCORPORATED	WOMAN-OWNED	200	280	1,305	17,258	19,042
JEWISH CHILD AND FAMILY SERVICES	DISABLED/SHELTERED/REHABILITATION				18,825	18,825
PROGRESSIVE INDUSTRIES INC	WOMAN-OWNED	5,227	4,337	3,844	4,993	18,402
HANNO WEBER ASSOCIATES ARCHITECTUREURBAN DESIGN	HISPANIC AMERICAN				18,170	18,170
ABITUA SEWER WATER AND PLUMBING	HISPANIC AMERICAN	17,010		926		17,936
BIENALI PROMOTIONS LLC	HISPANIC AMERICAN	2,545	11,306		3,854	17,706
COMPOSOF INCORPORATED	ASIAN AMERICAN	17,690				17,690
WORLD OF PROMOTIONS	WOMAN-OWNED		3,037	12,070	2,225	17,332
SUNRISE HITEK GROUP LLC/SUNRISE DIGITAL	ASIAN AMERICAN	2,804	14,523			17,327
NAYAR NAYAR INTERNATIONAL INC	ASIAN AMERICAN		8,250	8,250	800	17,300
B AND L DISTRIBUTORS INC	WOMAN-OWNED				17,063	17,063
CONTINENTAL TRANSPORTATION SOLUTIONS INC	WOMAN-OWNED		10,799	2,321	3,693	16,813
TRC WORLDWIDE ENGINEERING INC/TRC WORLDWIDE ENGINEERING(MEP)	ASIAN AMERICAN	16,568				16,568
SOUTH PARK CONSTRUCTION INC	AFRICAN AMERICAN	16,566				16,566
GO PROMOTIONS INC	WOMAN-OWNED				16,441	16,441
CARDOSI KIPER DESIGN GROUP INCORPORATED	WOMAN-OWNED		9,629		6,732	16,361
CHEMCO INDUSTRIES INC	ASIAN AMERICAN		5,358		10,709	16,067
ORNELAS CONSTRUCTION COMPANY	HISPANIC AMERICAN	5,972	9,690			15,662
SALLUS INC	HISPANIC AMERICAN	15,125				15,125
CALL FLAWLESS INC	AFRICAN AMERICAN				14,768	14,768
ROSS BARNEY ARCHITECTS INC	WOMAN-OWNED				14,175	14,175
UNDERLAND ARCHITECTURAL SYSTEMS INC	WOMAN-OWNED	1,777		771	11,469	14,017
JANELLE LOGSDON DBA CHAMPAIGN MEDIA CONSULTING	WOMAN-OWNED	3,440	6,880		3,440	13,760
CHRISTY WEBBER AND CO/CHRISTY WEBBER LANDSCAPES	WOMAN-OWNED	8,302	2,175	2,320	725	13,522
ILLINI FIRE EQUIPMENT CO INC	WOMAN-OWNED	6,054	213	3,746	3,137	13,150
NANCY VERBOUT DBA THREAD LETTERS	WOMAN-OWNED	4,072	3,153	2,994	2,931	13,149
BLACKSTONE GROUP INCORPORATED	ASIAN AMERICAN				12,500	12,500
GALAXY ENVIRONMENTAL INC	HISPANIC AMERICAN				11,626	11,626
PRAIRIE ENGINEERS PC	WOMAN-OWNED		1,500	1,500	8,500	11,500
DYNAMIX ENGINEERING LTD	AFRICAN AMERICAN	10,143			1,296	11,439
MASSIE MASSIE ASSOCIATES INC	WOMAN-OWNED	22			10,869	10,891
MORRISSEY CONTRACTING	WOMAN-OWNED		5,130	5,130		10,260
LIMERED STUDIO INCORPORATED	WOMAN-OWNED				10,000	10,000
DUST EM CLEAN MAINTENANCE COMPANY INC	AFRICAN AMERICAN				9,897	9,897
CALUMET DECORATING SERVICE INC	WOMAN-OWNED	4,059		5,090	635	9,784
WRF ENGINEERS LLC	WOMAN-OWNED	5,789	1,888	1,888		9,564
ACCURATE BIOMETRICS INCORPORATED	WOMAN-OWNED	2,771	3,568	1,070	2,050	9,459
ARDMORE ASSOCIATES LLC	AFRICAN AMERICAN	8,327	970			9,297
METMOX INC	ASIAN AMERICAN		9,225			9,225
TSI COMMERCIAL FLOOR COVERING	WOMAN-OWNED			9,200		9,200
HH OFFICE INCORPORATED/ROGARDS OFFICE PLUS	WOMAN-OWNED		5,339		3,645	8,983
ADVANCED SUPPLY COMPANY INC	WOMAN-OWNED				8,968	8,968
KRUTS ELECTRIC INC	WOMAN-OWNED			8,847		8,847
BEYOND CLEAN CLEANING SERVICES LLC	AFRICAN AMERICAN			4,288	4,288	8,576
MATRIX ENGINEERING CORPORATION	AFRICAN AMERICAN		8,479			8,479
DEN CONSTRUCTION MANAGEMENT LLC DBA DENCO	HISPANIC AMERICAN	8,280				8,280
RD MCMILLEN ENTERPRISES INCORPORATED	WOMAN-OWNED	1,861	2,337	1,636	2,221	8,055
AMS ELITE SOLUTIONS INC	WOMAN-OWNED				7,942	7,942
STILES OFFICE SOLUTIONS INC	WOMAN-OWNED	4,190	1,673	1,096	855	7,814
CRYSTAL CHEM INCORPORATED	ASIAN AMERICAN		4,066	440	2,790	7,296
WESTWORX LTD	WOMAN-OWNED				7,290	7,290
SANCHEZ ASSOCIATES PC	HISPANIC AMERICAN		3,628	3,628		7,256
S2O CONSULTANTS INC	WOMAN-OWNED	900	2,468	2,468	900	6,736
SOUTHWEST SPRING INC	WOMAN-OWNED	3,964			2,639	6,602
KOI COMPUTERS INCORPORATED	ASIAN AMERICAN		6,594			6,594
ACTION BAG COMPANY	WOMAN-OWNED	3,060	536	1,353	1,549	6,498
FIRECO INC	WOMAN-OWNED	3,206	1,564	1,564		6,335
LAKE SHORE BUSINESS FORMS CO	WOMAN-OWNED	614	2,110	1,248	2,257	6,230
MCGUIRE IGLESKI ASSOCIATES INC	WOMAN-OWNED	6,050				6,050
US MESSENGER AND LOGISTICS INC/USM LOGISTICS US MESSENGER	HISPANIC AMERICAN	1,050	1,866	1,486	1,638	6,040
NAK-MAN CORP	ASIAN AMERICAN				6,007	6,007
LANDSCAPE SOLUTIONS LLC	WOMAN-OWNED	2,000	2,000	1,000	1,000	6,000
PERFORMANCE MECHANICAL CONTRACTORS INC	WOMAN-OWNED	2,252	2,605		940	5,797
BURKE BURNS AND PINELLI LTD	WOMAN-OWNED	1,001	1,103	3,659		5,763
KCOM TRANSPORT SERVICES INC	WOMAN-OWNED		5,710			5,710

FY19 Q4 DIVERSITY SPEND BY VENDOR
July 1, 2018 through June 30, 2019

VENDOR NAME	Minority-Category	FY19 Q1 (Through 9/30/2018)	FY19 Q2 (Through 12/31/2018)	FY19 Q3 (Through 3/31/2019)	FY19 Q4 (Through 6/30/2019)	FY19 (Through 6/30/2019)
CAREIT HEALTH LLC/NOWPOW	WOMAN-OWNED				5,600	5,600
BAYSINGER DESIGN GROUP INC	WOMAN-OWNED	5,581				5,581
TOLTECH PLUMBING CONTRACTORS LLC	HISPANIC AMERICAN		2,712	2,712		5,425
KATCO DEVELOPMENT INC	WOMAN-OWNED	5,375				5,375
EXTENDED HOME LIVING SERVICES INCORPORATED	WOMAN-OWNED	3,680		1,575		5,255
HIGH RISE SECURITY SYSTEMS LLC	HISPANIC AMERICAN		750	3,530	730	5,010
MCDONOUGHWHITLOW PC	WOMAN-OWNED	4,744				4,744
CLAY COUNTY REHABILITATION CENTER INCORPORATED	DISABLED/SHELTERED/REHABILITATION	1,235	688	1,001	1,502	4,426
COMMUNITY SUPPORT SYSTEMS	DISABLED/SHELTERED/REHABILITATION	1,260	1,890	630	630	4,410
VISTARA CONSTRUCTION SERVICES INC	ASIAN AMERICAN	2,500			1,675	4,175
BJ'S TRANSPORTATION INC	AFRICAN AMERICAN		550	3,600		4,150
ROMERO STEEL COMPANY INC	HISPANIC AMERICAN	4,085				4,085
KSID INTERIORS INC	WOMAN-OWNED	3,916				3,916
HI-TEK ENVIRONMENTAL INC/STAT ANALYSIS CORP	ASIAN AMERICAN	359	1,495	775	1,255	3,884
MORENO ARCHITECTS LTD/JGMA	HISPANIC AMERICAN		2,583	1,254		3,837
RICHARDS GRAPHIC COMMUNICATIONS INC	WOMAN-OWNED	1,095	2,715			3,810
TANYA THOMAS DBA EVERYTHING HAS ITS PLACE	AFRICAN AMERICAN			3,800		3,800
BMK DESIGN LLC	WOMAN-OWNED	700			3,036	3,736
LESTER AND ROSALIE ANIXTER CENTER	DISABLED/SHELTERED/REHABILITATION		497		2,887	3,384
ELECTRICAL RESOURCE MANAGEMENT	AFRICAN AMERICAN	2,589		783		3,372
MCKISSACK MCKISSACK MIDWEST INC	AFRICAN AMERICAN				3,345	3,345
TRANSITIONS NFP/THE PRINTER'S MARK	DISABLED/SHELTERED/REHABILITATION	1,690			1,640	3,330
MOLITE ELECTRIC INCORPORATED	AFRICAN AMERICAN				3,320	3,320
OMAR MEDICAL SUPPLIES INCORPORATED	AFRICAN AMERICAN	1,836	850		510	3,196
EVERYTHING DIVISION 12 INC	WOMAN-OWNED	3,150				3,150
ARIES CHARTER TRANSPORTATION INCORPORATED	HISPANIC AMERICAN	918	2,174			3,092
SIB PROMOTIONS INCORPORATED	WOMAN-OWNED	530	196		2,328	3,055
AURORA LIGHTING DESIGN INC	WOMAN-OWNED				3,029	3,029
THINK AND ASSOCIATES INCORPORATED	WOMAN-OWNED	1,500	1,500			3,000
LASER INNOVATIONS INC	DISABLED/SHELTERED/REHABILITATION				2,961	2,961
AUDREY J WEINSTEIN DBA A WEINSTEIN AND ASSOCIATES	WOMAN-OWNED	985	812	342	783	2,922
DIRECTIONS UNLIMITED INC/PROMOPARTNERS	WOMAN-OWNED				2,902	2,902
NORTHPOINTE RESOURCES INCORPORATED	DISABLED/SHELTERED/REHABILITATION		2,875			2,875
MCCAULEY MECHANICAL CONSTRUCTION INC	WOMAN-OWNED				2,862	2,862
MIDWEST MAILING AND SHIPPING SYSTEMS INC	WOMAN-OWNED			174	2,615	2,789
KEANE FIRE SAFETY EQUIPMENT CO INC	WOMAN-OWNED	2,700				2,700
MEDICAL EXPRESS AMBULANCE SERVICE INCORPORATED	WOMAN-OWNED		272		2,394	2,665
CROONERS	DISABLED/SHELTERED/REHABILITATION			2,658		2,658
WORLD S PRINTING SPE	AFRICAN AMERICAN		2,634			2,634
EVERLIGHTS INCORPORATED	WOMAN-OWNED			704	1,898	2,602
PR ETC INC/CHARTWELL AGENCY	WOMAN-OWNED				2,500	2,500
HALLAGAN OFFICE SUPPLY	WOMAN-OWNED		1,834		630	2,464
HILTON PUBLISHING INC/HPC	AFRICAN AMERICAN				2,286	2,286
UPLAND DESIGN LTD	WOMAN-OWNED	2,257				2,257
LINIEN PROMOTIONS INC	WOMAN-OWNED		1,374	521	316	2,211
RINGOLD FINANCIAL MANAGEMENT SERVICES INC	AFRICAN AMERICAN			2,200		2,200
OTTSIE LLC	WOMAN-OWNED				2,189	2,189
LEE-PERFECT TRANSCRIBING COMPANY INCORPORATED	WOMAN-OWNED		1,123		985	2,108
ANAGNOS DOOR COMPANY INCORPORATED	WOMAN-OWNED	1,000		924		1,924
LEEDER FURNITURE LLC	WOMAN-OWNED				1,890	1,890
CIVIL DESIGN INC	WOMAN-OWNED	1,796				1,796
DRIVE CONSTRUCTION INC	HISPANIC AMERICAN				1,755	1,755
MULTILINGUAL CONNECTIONS LLC	WOMAN-OWNED		625		950	1,575
CARSTENS INC/CARSTENS HEALTH INDUSTRIES	WOMAN-OWNED	101	339	773	301	1,513
ACTIVE ELECTRICAL SUPPLY COMPANY	WOMAN-OWNED				1,475	1,475
THG FOODS INC/FOUR COURSES CATERING	AFRICAN AMERICAN		1,369			1,369
HANSON INFORMATION SYSTEMS INCORPORATED	ASIAN AMERICAN			592	760	1,352
AN EXECUTIVE DECISION	WOMAN-OWNED	656			406	1,062
ALLASO PERFORMANCE SOLUTIONS INC	AFRICAN AMERICAN		1,000			1,000
KENNEDY ASSOCIATESARCHITECTS INC	AFRICAN AMERICAN	1,000				1,000
SWETT ASSOCIATES	WOMAN-OWNED	960				960
HUGH LIGHTING DESIGN LLC	ASIAN AMERICAN		398	398	119	915
TETRA MEDICAL SUPPLY CORP	WOMAN-OWNED	782			750	782
ANNE KUSTNER LIGHTING DESIGN LTD	WOMAN-OWNED				750	750
NELSON TRANSPORT SERVICES INC	AFRICAN AMERICAN			738		738
KRISTIN OLSON DBA GRANTS GALORE	WOMAN-OWNED	200		400		600
BIG PICTURE MARKETING INCORPORATED	WOMAN-OWNED				589	589
CICERO MANUFACTURING AND SUPPLY COMPANY INCORPORATED	WOMAN-OWNED		210	357		567
UNITED CEREBRAL PALSY OF LAND OF LINCOLN	DISABLED/SHELTERED/REHABILITATION	528				528
ANDERSON ENVIRONMENTAL AND ENGINEERING COMPANY	WOMAN-OWNED			500		500
CUSTOM ENGINEERING INC	AFRICAN AMERICAN	450				450
MPSK INCORPORATED/SYBER TECHNOLOGY GROUP	AFRICAN AMERICAN	425				425
DOCU-SHRED INCORPORATED	WOMAN-OWNED		150		225	375
DECATUR BOLT CO	WOMAN-OWNED				369	369
A MAESTRANZI SONS KNIFE SERVICES LLC	HISPANIC AMERICAN	90	195	30	30	345
EQUIPMENT INTERNATIONAL LTD	WOMAN-OWNED	322				322
JOSAM ACQUISITIONS LLC/GOOD TO GO FOOD	WOMAN-OWNED	243				243
ARC OF THE QUAD CITIES AREA	DISABLED/SHELTERED/REHABILITATION	45	45	45	45	180
EFFICIENCY REPORTING	WOMAN-OWNED			160		160
RUNCO OFFICE SUPPLY	WOMAN-OWNED				132	132
BLUE CAB CO	WOMAN-OWNED			117		117
GRACE ENTERPRISES INC/GRACE PRINTING AND MAILING	ASIAN AMERICAN				70	70
TOTAL		20,848,925	17,593,279	19,066,568	30,312,594	87,821,366

FY19 Q4 VETERAN SPEND BY VENDOR
 July 1, 2018 through June 30, 2019

VENDOR NAME	Minority-Category	FY19 Q1 (Through 9/30/2018)	FY19 Q2 (Through 12/31/2018)	FY19 Q3 (Through 3/31/2019)	FY19 Q4 (Through 6/30/2019)	FY19 (Through 6/30/2019)
MIDDLETON CONSTRUCTION CONSULTING OF ILLINOIS LLC	SDVOSB	33,000	18,247	18,247	169,900	239,394
INDUSTRIA INC	SDVOSB				176,260	176,260
MZI BUILDING SERVICES INC/MZI GROUP INC	VOSB				139,945	139,945
ESKENAZI FARRELL ASSOCIATES LLC	VOSB	15,367	27,345	27,345	14,668	84,726
ARIAS INFORMATION SOLUTIONS LLC	VOSB				49,400	49,400
JUNEAU ASSOCIATES INC PC	VOSB	20,405			18,438	38,843
EVANS CONSULTING SERVICES	VOSB	9,879	5,465	5,465		20,809
3RD COAST IMAGING INCORPORATED	VOSB		16,121	1,255	2,794	20,170
CHICAGO FIRE PROTECTION LLC	VOSB	6,816				6,816
TOTAL		85,468	67,178	52,311	571,405	776,362