

Reported to the Board of Trustees  
September 27, 2018

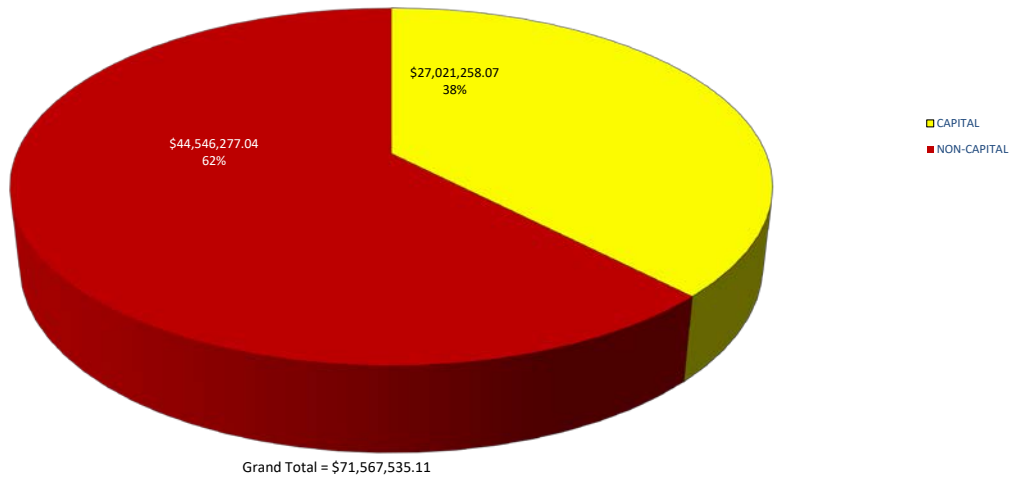
Board Meeting  
September 27, 2018

**MAFBE Report to the Board of Trustees**

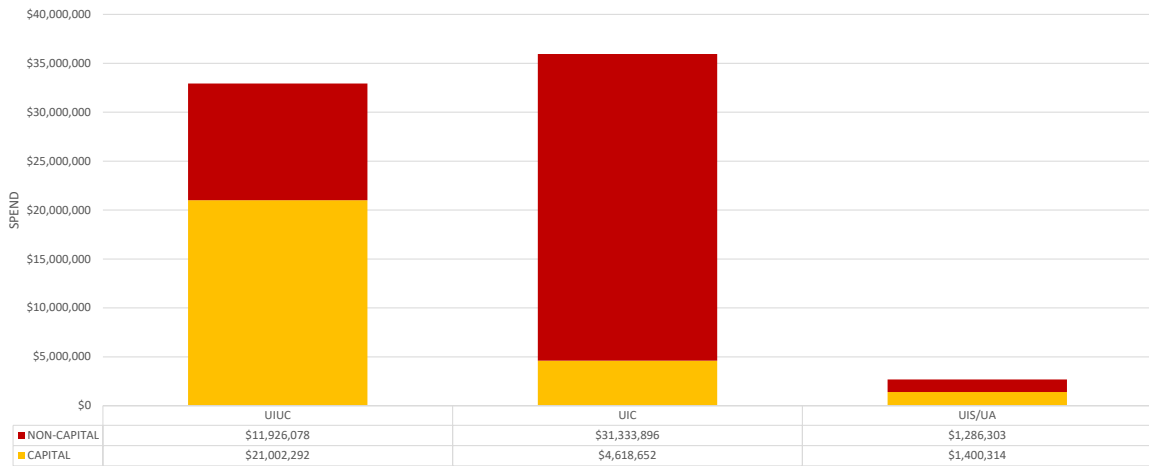
**University of Illinois**

Attached is a report that responds to the Board of Trustees' request for periodic information on MAFBE expenditures. The report lists expenditures by MAFBE vendor for the period of July 1, 2017 through June 30, 2018. The data are summarized in the first chart for capital and non-capital MAFBE expenditures in total, by campus and by category. The second chart lists total expenditures for the reporting period by MAFBE vendor.

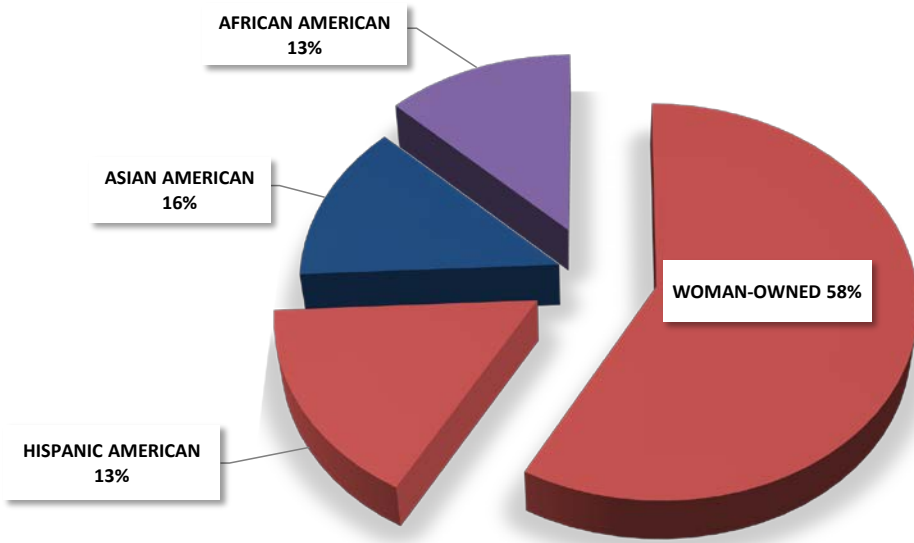
**FY18 Capital & Non-Capital MAFBE Expenditures (Through 06/30/2018)**



**FY18 Capital & Non-Capital MAFBE Expenditures by Campus (Through 06/30/2018)**



**FY18Q4 MAFBE Expenditures Category  
(Through 06/30/2018)**



FY18 Q4 MAFBE SPEND BY VENDOR  
July 1, 2017 through June 30, 2018

VENDOR NAME	Minority-Category	FY18 Q1 (Through 9/30/2017)	FY18 Q2 (Through 12/31/2017)	FY18 Q3 (Through 03/31/2018)	FY18 Q4 (Through 06/30/2018)	FY18 (Through 06/30/2018)
CHICAGO Lighthouse FOR PEOPLE WHO ARE BLIND AND VISUALLY I	DISABLED/SHELTERED/REHABILITATION	1,916,235	2,322,640	1,648,808	1,777,978	7,665,660
MECCOR INDUSTRIES LTD	ASIAN AMERICAN MALE	317,964	888,584	576,360	1,108,775	2,891,683
PRECISION BUILDERS ASSOCIATES INC	WOMAN-OWNED	644,341	435,727	1,126,970	342,617	2,549,656
CORPORATE TRAVEL PLANNERS INCORPORATED	WOMAN-OWNED	664,243	460,742	484,947	651,541	2,261,473
FICEK ELECTRIC COMMUNICATION SYSTEMS INC	WOMAN-OWNED	332,959	375,150	879,416	281,035	1,868,559
COMMERCIAL FLOOR COVERING INC/TSI COMMERCIAL FLOOR COVERING	WOMAN-OWNED	87,585	651,818	547,776	542,528	1,829,706
PACE SYSTEMS INC	ASIAN AMERICAN MALE	45,630	8,105	170,014	1,531,700	1,755,449
OLD VETERAN CONSTRUCTION INC	HISPANIC AMERICAN MALE	356,411	391,012	748,303	195,199	1,690,925
MIDWAY CONTRACTING GROUP LLC	HISPANIC AMERICAN MALE	170,718	414,451	495,797	607,350	1,688,316
MLN ENTERPRISE	WOMAN-OWNED	841,257	228,609	371,906	174,952	1,616,724
KAVE INC	WOMAN-OWNED	538,117	205,684	164,388	431,017	1,339,206
NEW BEGINNINGS CONTRACTORS INC	AFRICAN AMERICAN MALE	94,127	192,123	435,462	530,019	1,251,731
PRAIRIE FIRE SPRINKLER INC	WOMAN-OWNED	40,854	344,158	444,045	346,897	1,175,954
FOSTER JACOB INC	WOMAN-OWNED	1,113,868				1,113,868
MATRIX INTEGRATION LLC	WOMAN-OWNED	382,515	165,535	528,637		1,076,687
PIER GROUP LLC	WOMAN-OWNED				1,037,646	1,037,646
TITAN INDUSTRIES INC	WOMAN-OWNED				1,024,425	1,024,425
MONTERREY SECURITY CONSULTANTS INC	HISPANIC AMERICAN MALE	189,721	232,004	166,277	324,008	912,010
ON THE JOB CONSULTING INC/PIXO	WOMAN-OWNED	184,100	236,432	273,900	168,054	862,485
J MAC ASSOCIATES LIMITED	WOMAN-OWNED	607,067	147,253	30,805	69,323	854,448
MOODY NOLAN INCORPORATED	AFRICAN AMERICAN MALE	244,099	12,600	175,008	418,938	850,645
UJAMAA CONSTRUCTION INCORPORATED	AFRICAN AMERICAN MALE	331,770		447,472	64,742	843,984
KRUT'S ELECTRIC INCORPORATED	WOMAN-OWNED	140,710	127,062	170,463	322,308	760,543
OLYMPIC CONSTRUCTION COMPANY LLC	WOMAN-OWNED		167,983	261,977	307,808	737,767
AUTUMN CONSTRUCTION SERVICES INC	WOMAN-OWNED		5,831	84,377	626,900	717,108
REAL DESIGNS INC	WOMAN-OWNED	77,518	43,593	64,278	523,472	708,860
SOUTHLAND CUSTOM DECORATING INC	WOMAN-OWNED	285,197		287,315	114,345	686,857
PMJ ENTERPRISES INC	HISPANIC AMERICAN MALE		26,652	59,596	579,636	665,884
STOCKS BUSINESS FURNITURE	WOMAN-OWNED	14,837	407,204	206,853	132,247	761,140
GLESCO ELECTRIC INCORPORATED	WOMAN-OWNED			238,550	387,718	626,268
TSI COMMERCIAL FLOOR COVERING INC	WOMAN-OWNED	563,401		37,701		601,101
NESTBUILDERS INC DBA DBHMS	HISPANIC AMERICAN MALE	196,670	78,978	238,967	27,254	541,869
NEW STAR INC	DISABLED/SHELTERED/REHABILITATION	210,248	132,105	68,937	112,608	523,897
IW G INC	HISPANIC AMERICAN MALE	189,000	263,000	68,492		520,492
MARKET CONTRACTING SERVICES INC	HISPANIC AMERICAN MALE	132,557	65,990	133,380	165,159	497,087
CONECTA GROUP INCORPORATED	HISPANIC AMERICAN MALE	487,860				487,860
VALOR TECHNOLOGIES INCORPORATED	HISPANIC AMERICAN MALE	432,547	53,258			485,805
ORNELAS CONSTRUCTION COMPANY	HISPANIC AMERICAN MALE	13,100	61,995	266,785	85,891	427,771
TILTON KELLY AND BELL LLC	WOMAN-OWNED		46,700	97,677	266,010	410,387
JP EXCAVATING AND TRUCKING	AFRICAN AMERICAN FEMALE	64,860	78,743	157,992	103,878	405,473
NATIONAL HVACDBA NATIONAL INSULATION INC	AFRICAN AMERICAN MALE	314,015	21,221	21,509	35,550	392,295
JRH ENTERPRISES INC	WOMAN-OWNED	145,957	25,306	160,121	52,405	383,789
LCM ARCHITECTS LLC	DISABLED/SHELTERED/REHABILITATION	144,063	70,326	101,884	62,782	379,056
ELECTRICAL CONTRACTORS INC	WOMAN-OWNED	149,504	104,942	65,867	30,600	350,913
RESOURCE ONE OF ILLINOIS LLC	WOMAN-OWNED	110,361	45,397	15,290	189,768	360,816
BAILEY EDWARD DESIGN INC	WOMAN-OWNED	127,159	48,927	94,114	62,183	332,382
INTER CITY SUPPLY COMPANY INC	AFRICAN AMERICAN FEMALE	80,017	83,870	92,130	76,260	332,277
BAUER LATOZA STUDIO LIMITED	HISPANIC AMERICAN MALE	43,306	34,075	37,947	194,281	309,609
F J ROBINSONS CONTRACTING	AFRICAN AMERICAN MALE	124,805	107,404	68,888	6,031	307,128
PRAIRIE RESTORATIONS INCORPORATED	WOMAN-OWNED	129,985	125,588	34,742	15,306	305,622
FRANKLYNN INC/CHEMICAL MAINTENANCE INC CMI	WOMAN-OWNED	75,655	39,821	96,980	92,029	304,485
G COOPER OIL COMPANY INC	WOMAN-OWNED		82,822	90,481	112,631	285,935
INTERNATIONAL QUALITY CONTRACTING INC	AFRICAN AMERICAN FEMALE	279,025				279,025
JAMESON SHEET METAL INC	WOMAN-OWNED	88,458	48,271	80,568	51,840	269,137
COOK FASSER ASSOCIATES INCORPORATED	WOMAN-OWNED	234,307	9,208	18,679	262,193	524,387
STUDIO V DESIGN INCORPORATED	ASIAN AMERICAN FEMALE	119,695		83,152	57,384	260,231
SHEN MILSOM WILKE LLC	ASIAN AMERICAN MALE	69,749	30,932	81,411	73,989	256,081
RADA ARCHITECTS LTD	WOMAN-OWNED	1,923	1,282	130,730	121,075	255,010
ANDERSON LOCK COMPANY LTD	WOMAN-OWNED	87,551	75,444	58,749	27,951	249,694
VEYA INC	AFRICAN AMERICAN MALE	137,601	41,880	6,961	62,481	248,922
INTERACTIVE DESIGN INC	AFRICAN AMERICAN FEMALE	63,732	76,958	50,304	52,131	243,124
MIDWEST MOVING AND STORAGE INC	HISPANIC AMERICAN MALE	75,968	58,212	71,130	25,418	230,727
PEDIATRIC INTERACTIONS INCORPORATED	WOMAN-OWNED	71,397		72,875	86,294	230,566
NATIONAL PAINTING INCORPORATED	WOMAN-OWNED	108,571	34,690	37,857	49,133	230,251
MFP INFRASTRUCTURE SOLUTIONS INCORPORATED	HISPANIC AMERICAN MALE	49,537	55,375	17,175	105,916	228,003
URBAN WORKS LTD	HISPANIC AMERICAN FEMALE		16,801	130,781	74,850	222,432
CCS INTERNATIONAL INC	ASIAN AMERICAN MALE	50,760	56,753	79,464	33,812	220,788
RUBINOS MESIA ENGINEERS INC	ASIAN AMERICAN MALE	61,746	63,386	78,867	13,942	217,941
ELECTRONIC KNOWLEDGE INTERCHANGE COMPANY	AFRICAN AMERICAN MALE	55,400	55,250	50,100	55,344	216,094
PHD SERVICES LLC	WOMAN-OWNED	64,476	29,008	65,426	53,998	212,909
ELETE CONSTRUCTION AND ENVIRONMENTAL INC	AFRICAN AMERICAN MALE	132,683	54,909	13,045	11,437	212,074
PREMIER STAFFING SOURCE INC	AFRICAN AMERICAN FEMALE	100,571	28,495	41,328	39,444	209,837
ROBERT L MILLER ASSOCIATES INC	AFRICAN AMERICAN MALE	118,367	1,846	31,926	54,519	206,658
VIVA USA INCORPORATED	ASIAN AMERICAN FEMALE	63,419		94,548	45,350	203,317
VON ALST OPERATING LLC	WOMAN-OWNED	181,565	5,212	4,925	8,483	200,184
TEMCO HEATING AIR CONDITIONING INC	WOMAN-OWNED	136,863		61,193		198,056
DESIGN AIR INC	AFRICAN AMERICAN MALE		26,889	38,495	130,348	195,732
GSB CONSULTANTS INC	HISPANIC AMERICAN MALE		32,764	131,140	28,121	192,026
ILLINI SUPPLY INCORPORATED	WOMAN-OWNED	5,472	147,187	2,873	34,891	190,422
JM POLCURR INC	HISPANIC AMERICAN MALE	59,023	45,577	74,488	8,927	188,016
RTM ASSOCIATES INC	ASIAN AMERICAN MALE	54,012	69,624	39,677	24,012	187,324
SNTIAL TECHNOLOGIES INCORPORATED	ASIAN AMERICAN MALE	113,145			72,040	185,185
DAVID MASON ASSOCIATES OF ILLINOIS LTD	AFRICAN AMERICAN MALE	66,109	19,885	31,811	59,614	177,419
PRIMERA ENGINEERS LTD	WOMAN-OWNED	32,909	27,856	79,251	36,152	176,168
STEARNOGLEKAR LTD	ASIAN AMERICAN MALE	45,313	58,950	40,258	28,988	173,508
MILLER ENTERPRISE GROUP LLC	AFRICAN AMERICAN MALE		10,125	135,753	24,322	170,200
PSC INDUSTRIAL CONTRACTORS LLC	WOMAN-OWNED		166,639			166,639
EKLA CORPORATION	ASIAN AMERICAN FEMALE	43,462		25,925	93,411	162,799
NES INC	HISPANIC AMERICAN MALE	100,755	44,523	4,050	161,833	161,833
DEVELOPMENTAL SERVICES CENTER	DISABLED/SHELTERED/REHABILITATION	45,840	30,449	44,246	39,702	160,237
EVERY BLOOMIN INDUSTRIAL SUPPLYINC	WOMAN-OWNED	44,460	54,527	56,241	3,920	159,149
JSR ENTERPRISES INC	AFRICAN AMERICAN FEMALE	95,113	25,495	14,643	19,341	154,592
MILLER BUILDING GROUP	AFRICAN AMERICAN MALE	151,380				151,380
SEICO INC	DISABLED/SHELTERED/REHABILITATION	42,585	21,716	80,976	5,737	151,014

FY18 Q4 MAFBE SPEND BY VENDOR  
July 1, 2017 through June 30, 2018

VENDOR NAME	Minority-Category	FY18 Q1 (Through 9/30/2017)	FY18 Q2 (Through 12/31/2017)	FY18 Q3 (Through 03/31/2018)	FY18 Q4 (Through 06/30/2018)	FY18 (Through 06/30/2018)
SUPPLIED INDUSTRIAL SOLUTIONS INC	AFRICAN AMERICAN MALE	98,349	32,117		19,914	150,381
RIS CONSTRUCTORS INC	WOMAN-OWNED	146,046	1,015			147,061
TERRA ENGINEERING LTD	WOMAN-OWNED	50,508	30,000		23,533	145,108
KCOM TRANSPORT SERVICES INC	WOMAN-OWNED	18,900	104,760	12,983	7,444	144,087
DAS CONSULTING SERVICES LLC	ASIAN AMERICAN FEMALE	37,048	44,258	8,315	54,347	143,968
AM BUS COMPANY INCORPORATED	AFRICAN AMERICAN FEMALE	63,377	19,268	46,452	12,142	141,239
SLG INNOVATION INC	AFRICAN AMERICAN MALE		15,740	59,554	64,624	139,918
ENVIRONMENTAL DESIGN INTERNATIONAL INC	AFRICAN AMERICAN FEMALE	26,033	19,492	76,162	16,233	137,921
QC ENTERPRISES INC	WOMAN-OWNED	22,420	18,091	22,355	68,080	130,947
BELLA BAGNO INC	WOMAN-OWNED	23,953	28,587	46,886	30,457	129,883
GORDON ELECTRIC SUPPLY	WOMAN-OWNED	40,140	95	41,584	43,953	125,771
LEAD IT CORPORATION	ASIAN AMERICAN FEMALE	30,870	30,310	17,220	46,830	125,230
GREEN HOME EXPERTS LLC	WOMAN-OWNED	124,675				124,675
ACCEL CONSTRUCTION SERVICES GROUP LLC	HISPANIC AMERICAN MALE				121,294	121,294
CENTRAL STATES DBA ARGO SUMMIT	WOMAN-OWNED	40,945	55,895	3,151	17,395	117,388
BRUSH ARCHITECTS LLC	WOMAN-OWNED	19,495	31,571	20,603	45,717	117,386
ARCHITRAVE LTD	HISPANIC AMERICAN MALE			30,570	84,020	114,590
SANCHEZ AND DANIELS AND HOFFMAN LLP	HISPANIC AMERICAN MALE	11,034	22,998	59,410	20,509	113,950
HEALTH EDUCATION RESEARCH ASSOCIATES INC	WOMAN-OWNED	61,488	1,012	4,373	46,393	113,266
WEBB ENGINEERING SERVICES INC	AFRICAN AMERICAN MALE	43,572	12,381	23,235	32,879	112,068
AMERICAN SURVEYING AND ENGINEERING PC	HISPANIC AMERICAN MALE		110,150			110,150
TERRA DEMOLITION	HISPANIC AMERICAN MALE	55,710		11,376	35,527	102,613
ENVIRONMENTAL SYSTEMS DESIGN INC	ASIAN AMERICAN MALE	63,780			37,014	100,794
JOHNSON LASKY KINDELIN ARCHITECTS	WOMAN-OWNED	1,988	78,338	19,705	49	100,080
GLOBAL WATER TECHNOLOGY INC	HISPANIC AMERICAN MALE	30,766	25,262	15,581	25,963	97,573
SUNRISE HITEK GROUP LLC/SUNRISE DIGITAL	ASIAN AMERICAN MALE	1,048	93,032	1,116	1,292	96,488
NOVAMED INC	ASIAN AMERICAN MALE	25,299	20,718	27,633	21,987	95,637
JF CARPENTRY SERVICES INC	HISPANIC AMERICAN MALE			94,861		94,861
PANIAGUA GROUP INC	HISPANIC AMERICAN MALE	32,505	40,781	5,624	13,736	92,646
UNIVERSAL INSULATION INC	HISPANIC AMERICAN MALE	17,820	54,720		19,352	91,892
DYNAMIC HEATING AND PIPING COMPANY	HISPANIC AMERICAN MALE				90,403	90,403
DAVIS DAVIS GENERAL CONSTRUCTION AND CONCRETE INC	AFRICAN AMERICAN MALE				89,471	89,471
HYGIENEERING INC	WOMAN-OWNED	12,091		47,982	29,060	89,132
ARDMORE ASSOCIATES LLC	AFRICAN AMERICAN FEMALE	30,539	17,541	10,279	30,249	88,608
PUGH JONES AND JOHNSON PC	AFRICAN AMERICAN MALE	35,951	18,505	20,313	12,041	86,809
ONEILL CONTRACTORS INCORPORATED	WOMAN-OWNED			34,458		83,506
LOESCHER HEATING AIR CONDITIONING	WOMAN-OWNED	82,286				82,286
WOLF ELECTRIC INC	WOMAN-OWNED	67,545	8,830	5,585		81,960
ENBEE PAINTING AND DECORATING INCORPORATED	WOMAN-OWNED	2,275	43,230	29,435	6,760	81,700
WATTS COPY SYSTEMS INC	WOMAN-OWNED	20,062	25,332	15,972	19,945	81,310
MBB ENTERPRISES OF CHICAGO INC	WOMAN-OWNED	36,244			45,018	81,262
MILLENNIA PROFESSIONAL SERVICES OF ILLINOIS LTD	ASIAN AMERICAN MALE	65,438		15,010		80,448
ANZY SUPPLY INC	WOMAN-OWNED			76,961	3,414	80,375
ROOF TOP SEDUMS LLC	WOMAN-OWNED	2	79,318			79,320
STR PARTNERS LLC	ASIAN AMERICAN MALE	78,886				78,886
TERRY GUEN DESIGN ASSOCIATES INC	ASIAN AMERICAN FEMALE	21,460	1,450	55,080		77,990
EXPRESS ELECTRIC SUPPLY	AFRICAN AMERICAN MALE	77,883				77,883
MZI BUILDING SERVICES INC/MZI GROUP INC	HISPANIC AMERICAN MALE		77,554			77,554
PARAGON PIPECOVERERS INC	WOMAN-OWNED	54,822	15,740	1,401	741	72,704
RES CONSTRUCTION INC	HISPANIC AMERICAN FEMALE	10,980	23,401	30,826	6,880	72,086
MIC DEMOLITION INC	AFRICAN AMERICAN MALE			27,815	43,650	71,465
S2O CONSULTANTS INC	WOMAN-OWNED		40,938	7,725	19,650	68,313
BRAILS FORD AND DUNLAVEY INCORPORATED	AFRICAN AMERICAN MALE	66,330				66,330
A LUCAS SONS STEEL	WOMAN-OWNED			4,050	62,110	66,160
SANCHEZ ASSOCIATES PC	HISPANIC AMERICAN MALE		66,048			66,048
SELECT CONTRACTING LLC	WOMAN-OWNED	12,600	26,697	7,846	18,675	65,818
TOLTECH PLUMBING CONTRACTORS LLC	HISPANIC AMERICAN FEMALE	62,415		1,710		64,125
MAESTROS VENTURES LLC	HISPANIC AMERICAN MALE		18,959	31,241	13,750	63,950
FUHRMANN ENGINEERING INC	WOMAN-OWNED	7,123	32,407	9,529	12,018	61,077
ARCHITECTS ENTERPRISE LTD	AFRICAN AMERICAN MALE	11,237	34,927	12,618	1,926	60,708
HILLCO DISTRIBUTING	WOMAN-OWNED	57,816		2,876		60,692
OCCUPATIONAL TRAINING AND SUPPLY INC	WOMAN-OWNED	19,632	4,790	11,533	24,319	60,273
PHOENIX BUSINESS SOLUTIONS LLC	WOMAN-OWNED	2,318	25,500	23,734	8,381	59,933
LIVEWIRE ELECTRICAL SYSTEMS INCORPORATED	AFRICAN AMERICAN MALE	27,845		13,028	18,660	59,533
ROCK SOLID	AFRICAN AMERICAN FEMALE		30,244	24,348	4,716	59,308
EQUIPMENT INTERNATIONAL LTD	WOMAN-OWNED	53,252	583	3,085	1,851	58,772
AMAZING EDIBLES LTD	HISPANIC AMERICAN FEMALE	9,485	21,642	20,759	6,558	58,443
MURER CONSULTANTS INCORPORATED	WOMAN-OWNED	54,121	3,588		310	58,019
PROGRESSIVE INDUSTRIES INC	WOMAN-OWNED	13,520	10,270	7,082	26,627	57,499
POOL ADMINISTRATORS INCORPORATED	WOMAN-OWNED	3,142		36,658	17,363	57,164
BAUTISTA ELECTRIC ENTERPRISES INC	HISPANIC AMERICAN MALE		22,915		33,707	56,622
MYLEER CORPORATION	AFRICAN AMERICAN FEMALE	24,223	9,084	7,570	14,508	55,384
HELSELEPPERSON ELECTRICAL INC	WOMAN-OWNED	33,836	12,526	6,548	2,183	55,091
BOSWELL BUILDING CONTRACTORS INC	WOMAN-OWNED	24,503	29,664			54,166
ALTUSWORKS INCORPORATED	WOMAN-OWNED	3,535	20,368	13,772	15,480	53,155
VISTARA CONSTRUCTION SERVICES INC	ASIAN AMERICAN FEMALE		29,725	15,700	7,500	52,925
JEET INCORPORATED	WOMAN-OWNED	17,020	10,728	4,800	19,648	52,196
MOLITE ELECTRIC INC	AFRICAN AMERICAN MALE	44,465	6,953		260	51,677
RELIABLE ENVIRONMENTAL SOLUTIONS INCORPORATED	WOMAN-OWNED	7,887	9,867	25,525	13,168	56,446
PRODUCTION DISTRIBUTION COMPANIES	AFRICAN AMERICAN MALE	5,088	15,881	12,160	18,026	51,156
WE'RE CLEANING INC	AFRICAN AMERICAN FEMALE	12,036	12,104	18,233	7,952	50,324
M AND G GRAPHICS INC	WOMAN-OWNED	22,895	4,800	13,090	8,927	49,712
ELECTRICAL RESOURCE MANAGEMENT INC	AFRICAN AMERICAN MALE	16,241	7,017	24,607	1,408	49,272
MUNDO ELECTRICAL CO INC	HISPANIC AMERICAN MALE		37,430	7,516	4,163	49,108
CARDOSI KIPER DESIGN GROUP INCORPORATED	WOMAN-OWNED			41,000	7,403	48,403
AC GENTROL INCORPORATED	ASIAN AMERICAN MALE	7,774	15,788	16,029	8,014	47,606
ROSS BARNEY ARCHITECTS INC	WOMAN-OWNED	46,966				46,966
PROFESSIONAL DYNAMIC NETWORK INC	AFRICAN AMERICAN MALE	18,794	11,508	16,431		46,734
BRIDGEWAY INCORPORATED	DISABLED/SHELTERED/REHABILITATION	12,586		16,781	16,781	46,147
UPTOWN DECORATING CORP	HISPANIC AMERICAN MALE	45,933				45,933
LIMERED STUDIO INCORPORATED	WOMAN-OWNED	45,720				45,720
COTTER CONSULTING INC	WOMAN-OWNED	35,531	4,762		3,400	43,693
DASHCOINC	WOMAN-OWNED	37,735		790	4,896	43,421
DOYLE AND ASSOCIATES	WOMAN-OWNED	34,508		2,500	5,100	42,108

FY18 Q4 MAFBE SPEND BY VENDOR  
July 1, 2017 through June 30, 2018

VENDOR NAME	Minority-Category	FY18 Q1 (Through 9/30/2017)	FY18 Q2 (Through 12/31/2017)	FY18 Q3 (Through 03/31/2018)	FY18 Q4 (Through 06/30/2018)	FY18 (Through 06/30/2018)
EC PURDY AND ASSOCIATES	ASIAN AMERICAN FEMALE	2,500	38,500			41,000
KSID INTERIORS INC	WOMAN-OWNED	2,846	14,400	17,100	6,345	40,691
LA GRANGE CRANE SERVICE INC	WOMAN-OWNED	18,954	21,207			40,161
CENSEO GROUP LLC	WOMAN-OWNED		15,000	15,000	10,000	40,000
NUTOYS LEISURE PRODUCTS INC	WOMAN-OWNED		39,747			39,747
MORRISSEY CONTRACTING	WOMAN-OWNED	3,060	8,901	24,827	2,691	39,479
DYNAMIX ENGINEERING LTD	AFRICAN AMERICAN MALE	15,589	10,122	8,271	3,586	37,569
DURANGO PAINTING INC	HISPANIC AMERICAN MALE	33,272	1,908	2,386		37,565
EMM ELECTRIC INC/MORAN ELECTRICAL CONTRACTING	WOMAN-OWNED	37,379				37,379
STRUCTURE DESIGNS INC	AFRICAN AMERICAN MALE		10,663		25,737	36,400
BPI TESTING LLC	WOMAN-OWNED	450	22,719	4,707		36,398
BOILER INSPECTION SERVICES COMPANY	ASIAN AMERICAN MALE				34,650	34,650
SPRUCE TECHNOLOGY INCORPORATED	ASIAN AMERICAN MALE	34,563				34,563
CJ DISTRIBUTION INC	WOMAN-OWNED	34,418				34,418
MIDDLETON CONSTRUCTION CONSULTING OF ILLINOIS LLC	DISABLED/SHELTERED/REHABILITATION	8,875	25,100			33,975
SUPERIOR FLOOR COVERING INCORPORATED	WOMAN-OWNED	6,814	20,546	3,692	7,400	38,452
CIVIL DESIGN INC	WOMAN-OWNED	13,050	11,400	5,280	2,993	32,723
MCGUIRE IGLESKI AND ASSOCIATES INCORPORATED	WOMAN-OWNED	11,643	19,497	310	1,240	32,690
PROFASTS INC	HISPANIC AMERICAN MALE	21,429	169	10,688		32,285
UPLAND DESIGN LTD	WOMAN-OWNED	8,787	8,253	4,342	10,855	32,237
HANNO WEBER ASSOCIATES ARCHITECTUREURBAN DESIGN	HISPANIC AMERICAN MALE	16,873	4,178	7,500	3,600	32,150
HUESSLER ASSOCIATES INC	WOMAN-OWNED		510	25,994	5,630	32,134
CHICAGO COMMUNICATIONS LLC	WOMAN-OWNED	22,742		4,673	4,404	31,818
MODE ARCHITECTS PC	ASIAN AMERICAN MALE		164	27,835	3,390	31,389
MIDWEST METALS INC	WOMAN-OWNED	30,078				30,078
ACACIA FINANCIAL GROUP INC	WOMAN-OWNED	7,500	7,500	7,500	7,500	30,000
GIVSCO CONSTRUCTION	AFRICAN AMERICAN MALE	24,731	1,686	3,407		29,824
DUST EM CLEAN MAINTENANCE COMPANY INC	AFRICAN AMERICAN FEMALE	29,692				29,692
MIB DECORATINGINC	WOMAN-OWNED	3,139	4,275	20,691	1,370	29,475
YOUR PARTNER PROMOTIONS INC	WOMAN-OWNED	6,395		2,543	20,445	29,384
ADAMS PAINTING COMPANY	AFRICAN AMERICAN MALE	23,676	4,104	742	381	28,903
CARNOW CONIBEAR ASSOC LTD	WOMAN-OWNED		2,100	12,632	12,893	27,624
EXPRESS BUSINESS PRODUCTS LLC	WOMAN-OWNED	7,712	5,402	3,630	10,387	27,131
CANDEO CONSULTING INCORPORATED	WOMAN-OWNED	27,000				27,000
WORLD OF PROMOTIONS	WOMAN-OWNED		4,407	15,811	6,532	26,750
EVERGREEN SUPPLY CO	WOMAN-OWNED	26,672				26,672
A PRO EXECS LLC	AFRICAN AMERICAN FEMALE	14,501		8,423	3,704	26,629
GRANT LAW LLC	AFRICAN AMERICAN MALE	3,852	10,444	3,296	8,930	26,521
YAGLA ENGINEERING SERVICES INC	WOMAN-OWNED	3,385		16,240	6,168	25,793
ALL MASONRY CONSTRUCTION CO	HISPANIC AMERICAN MALE			25,640		25,640
ACTIVE ELECTRICAL SUPPLY COMPANY	WOMAN-OWNED	2,958		22,163	356	25,477
CHRISTY WEBBER AND CO/CHRISTY WEBBER LANDSCAPES	WOMAN-OWNED	11,110	580	9,560	3,560	24,810
JOSAM ACQUISITIONS LLC/GOOD TO GO FOOD	WOMAN-OWNED	8,251	6,509	5,009	4,255	24,024
NEW ERA PAINTING INC	HISPANIC AMERICAN FEMALE		12,150	4,898	6,964	24,012
MATRIX ENGINEERING CORPORATION	AFRICAN AMERICAN MALE	18,909	2,368	2,646		23,922
ALARIS GROUP INCORPORATED	WOMAN-OWNED	23,196				23,196
CHICAGO COMMERCIAL INSTALLATION INC	ASIAN AMERICAN FEMALE	7,575	14,999			22,574
ALLSTATE CONCRETE CUTTING	ASIAN AMERICAN MALE			19,575	2,175	21,750
TRC WORLDWIDE ENGINEERING INC	ASIAN AMERICAN MALE	18,666	1,930	643	44,238	65,478
GO PROMOTIONS INC	WOMAN-OWNED	21,140				21,140
CHEMCO INDUSTRIES INC	ASIAN AMERICAN MALE	8,510		5,827	5,534	19,870
CALLUMET DECORATING SERVICE INC	WOMAN-OWNED	10,571	308	8,209		19,088
SOUTH COAST SOLUTIONS LLC	AFRICAN AMERICAN MALE			18,912		18,912
ANDERSON AND SHAH ROOFING INC	ASIAN AMERICAN MALE			18,236		18,236
BURKE BURNS AND PINELLI LTD	WOMAN-OWNED	5,238	2,488	7,554	2,924	18,203
BOYE JANITORIAL SERVICE	AFRICAN AMERICAN MALE	975	5,175	700	11,100	17,950
MSM SOLUTIONS INC	AFRICAN AMERICAN MALE	17,605				17,605
SDA CONSULTING INC	AFRICAN AMERICAN FEMALE			17,195		17,195
MACON RESOURCES INC	DISABLED/SHELTERED/REHABILITATION	9,171	6,699			15,869
ASHLAUR CONSTRUCTION	AFRICAN AMERICAN MALE			13,455	2,391	15,846
GARCES PLUMBING CONTRACTORS	HISPANIC AMERICAN FEMALE		8,870	5,200	1,300	15,370
MAMAN CORP	WOMAN-OWNED			3,600	11,640	15,240
DEN CONSTRUCTION MANAGEMENT LLC DBA DENCO	HISPANIC AMERICAN MALE	15,215				15,215
GALAXY ENVIRONMENTAL INC	HISPANIC AMERICAN MALE	14,895				14,895
UNDERLAND ARCHITECTURAL SYSTEMS INC	WOMAN-OWNED			7,078	7,078	14,156
ILLINI FIRE EQUIPMENT CO INC	WOMAN-OWNED	3,997	1,388	5,187	3,219	13,791
KAIZEN HEALTH	WOMAN-OWNED		3,778	2,926	7,024	13,729
NOVAREST INC	WOMAN-OWNED	8,448			5,268	13,716
ROGARDS OFFICE PRODU	WOMAN-OWNED	6,937		1,119	5,423	13,479
WRF ENGINEERS LLC	WOMAN-OWNED	4,377	741	2,964	5,263	13,345
TAC CONSTRUCTION COMPANY	WOMAN-OWNED	13,233				13,233
BRANDENBURGER PLUMBING INC	HISPANIC AMERICAN MALE			4,933	8,190	13,123
QUERCUS CONSULTING INC	WOMAN-OWNED	8,000			5,000	13,000
ANNE KUSTNER LIGHTING DESIGN LTD	WOMAN-OWNED		11,900			11,900
CR SCHMIDT INC	WOMAN-OWNED	11,828				11,828
SWETT ASSOCIATES	WOMAN-OWNED				6,400	11,680
BMK DESIGN LLC	WOMAN-OWNED			11,623		11,623
TOVAR SNOW PROFESSIONALS INC	HISPANIC AMERICAN MALE	11,597				11,597
ALL TECH ENERGY INC	WOMAN-OWNED				11,315	11,315
LANDSCAPE SOLUTIONS LLC	WOMAN-OWNED	2,000	2,000	4,000	3,000	11,000
ENCORE UNLIMITED LLC	WOMAN-OWNED	10,985				10,985
KEYBOARD ENTERPRISES DEVELOPMENT INC	AFRICAN AMERICAN MALE	9,720	1,188			10,908
SUMMER ALEXANDER RESEARCH INC	AFRICAN AMERICAN FEMALE			5,500	5,000	10,500
HI TEK ENVIRONMENTAL INC/STAT ANALYSIS CORP	ASIAN AMERICAN MALE	3,170	751	5,287	565	9,773
ACTION BAG COMPANY	WOMAN-OWNED	2,205	2,644	1,929	2,903	9,680
COMMUNITY SUPPORT SYSTEMS	DISABLED/SHELTERED/REHABILITATION	3,150	1,890	1,260	3,150	9,450
SIEBERT CONSTRUCTION MILLWORK INC	WOMAN-OWNED	9,100				9,100
PERFORMANCE MECHANICAL CONTRACTORS INC	WOMAN-OWNED		2,926	2,092	4,003	9,021
VISION PAINTING DECORATING SERVICES INCORPORATED	AFRICAN AMERICAN MALE	9,000				9,000
T CASTRO PRODUCE	DISABLED/SHELTERED/REHABILITATION				8,932	8,932
PROTYPE PRINTING INCORPORATED	WOMAN-OWNED	3,624		1,139	4,164	8,927
MULTILINGUAL CONNECTIONS LLC	WOMAN-OWNED	1,297	220	3,001	4,395	8,912
LAKE SHORE BUSINESS FORMS CO	WOMAN-OWNED	1,493	3,138	1,942	2,182	8,755
LESTER AND ROSALIE ANIXTER CENTER	DISABLED/SHELTERED/REHABILITATION	2,832	1,329	2,330	2,050	8,541

FY18 Q4 MAFBE SPEND BY VENDOR  
July 1, 2017 through June 30, 2018

VENDOR NAME	Minority-Category	FY18 Q1 (Through 9/30/2017)	FY18 Q2 (Through 12/31/2017)	FY18 Q3 (Through 03/31/2018)	FY18 Q4 (Through 06/30/2018)	FY18 (Through 06/30/2018)
FIRE STOP TECHNOLOGIES INC	WOMAN-OWNED	8,354				8,354
BAYSINGER DESIGN GROUP INC	WOMAN-OWNED	8,258				8,258
LEEDER FURNITURE LLC	WOMAN-OWNED	8,175				8,175
UNIVERSAL ASBESTOS REMOVAL INC	HISPANIC AMERICAN MALE			8,100		8,100
HIGH RISE SECURITY SYSTEMS LLC	HISPANIC AMERICAN MALE	4,599			3,450	8,049
SITE DESIGN GROUP LTD	ASIAN AMERICAN MALE	7,873				7,873
METAPHRASIS LANGUAGE AND CULTURAL SOLUTIONS LLC	HISPANIC AMERICAN FEMALE				7,814	7,814
MILHOUSE ENGINEERING AND CONSTRUCTION INC	AFRICAN AMERICAN MALE	5,357		2,000	376	7,733
FORWARD SPACE	WOMAN-OWNED	7,135				7,135
NEAL AND LEROY LLC	AFRICAN AMERICAN MALE	7,088				7,088
COMPOSOFIT INCORPORATED	ASIAN AMERICAN MALE				7,076	7,076
EVERYTHING DIVISION 12 INC	WOMAN-OWNED	7,000				7,000
JACOBSRYAN ASSOCIATES	WOMAN-OWNED			750		7,000
PR ETC INC/CHARTWELL AGENCY	WOMAN-OWNED			3,500	3,500	7,000
DEKAYO CORPORATION	HISPANIC AMERICAN MALE	6,899				6,899
EVERLIGHTS INCORPORATED	WOMAN-OWNED	1,269	1,514	2,086	1,810	6,679
THE RODERICK GROUP DBA ARDMORE RODERICK	AFRICAN AMERICAN MALE				6,631	6,631
CUSTOM ENGINEERING INC	AFRICAN AMERICAN MALE	3,746	131	1,349	1,348	6,574
ABITUA SEWER WATER AND PLUMBING	HISPANIC AMERICAN MALE				6,300	6,300
LEVEL1 GLOBAL SOLUTIONS LLC	AFRICAN AMERICAN MALE	6,105	135			6,240
ACCURATE BIOMETRICS INCORPORATED	WOMAN-OWNED	405	5,369	315	146	6,234
DIRECTIONS UNLIMITED INC/PROMOPARTNERS	WOMAN-OWNED	1,847		1,689	2,557	6,093
CT MECHANICAL LLC	WOMAN-OWNED			3,240	2,660	5,900
BIENALI PROMOTIONS LLC	HISPANIC AMERICAN FEMALE		1,395		4,488	5,883
FIRECO INC	WOMAN-OWNED			5,873		5,873
CONSTRUCTION CAD SOLUTIONS	AFRICAN AMERICAN MALE		5,693			5,693
RD MCMILLAN ENTERPRISES INCORPORATED	WOMAN-OWNED	2,250		1,599	1,832	5,682
CORPORATE CONCEPTS INC	WOMAN-OWNED	5,638				5,638
NAK MAN CORP	ASIAN AMERICAN MALE	5,456				5,456
LEAL AND ASSOCIATES	HISPANIC AMERICAN FEMALE				4,995	4,995
CRYSTAL CHEM INCORPORATED	ASIAN AMERICAN FEMALE	870	1,920	470	1,395	4,655
IMPACT SOLUTIONS INC	WOMAN-OWNED	3,938	624			4,562
MICRO CITY	ASIAN AMERICAN MALE	2,700				4,538
CTG INC OF ILLINOIS/NOVANIS	ASIAN AMERICAN FEMALE				4,493	4,493
MEDICAL EXPRESS AMBULANCE SERVICE INCORPORATED	AFRICAN AMERICAN FEMALE	1,758		305	2,395	4,459
AUDREY J WEINSTEIN DBA A WEINSTEIN AND ASSOCIATES	WOMAN-OWNED	1,066	1,158	597	1,319	4,141
LIN ENGINEERING LTD	ASIAN AMERICAN MALE			4,113		4,113
STILES OFFICE SOLUTIONS INC	WOMAN-OWNED		0	1,578	2,387	3,965
ARIES CHARTER TRANSPORTATION INCORPORATED	HISPANIC AMERICAN MALE				3,424	3,424
BROOK ARCHITECTURE INC	AFRICAN AMERICAN FEMALE				3,403	3,403
LINJEN PROMOTIONS INC	WOMAN-OWNED	678		2,710		3,388
B AND A ENGINEERS LTD/CCJM ENGINEERS LTD	ASIAN AMERICAN MALE			3,302		3,302
CPMH CONSTRUCTION INC	HISPANIC AMERICAN MALE	3,189				3,189
HILTON PUBLISHING CO, INC	AFRICAN AMERICAN MALE		2,562		333	2,895
LASER INNOVATIONS INC	DISABLED/SHELTERED/REHABILITATION	2,865				2,865
SOUTHWEST SPRING INC	WOMAN-OWNED	1,586		1,217		2,803
ASC INSULATION FIREPROOFING SUPPLIES INC	HISPANIC AMERICAN MALE				2,727	2,727
MIDWEST MAILING AND SHIPPING SYSTEMS INC	WOMAN-OWNED				2,726	2,726
VIXEN CONSTRUCTION INCORPORATED	WOMAN-OWNED				2,600	2,600
ROMERO STEEL COMPANY INC	HISPANIC AMERICAN MALE		2,457			2,457
RODRIGUEZ AND ASSOCIATES INC	HISPANIC AMERICAN MALE			2,430		2,430
BIG PICTURE MARKETING INCORPORATED	WOMAN-OWNED			949	1,388	2,337
MCDONOUGHWHITLOW PC	WOMAN-OWNED	577		1,752		2,330
INTERNATIONAL TEST BALANCE INC	WOMAN-OWNED		2,322			2,322
EMED MEDICAL COMPANY	AFRICAN AMERICAN MALE		2,229			2,229
STRIDE INC	WOMAN-OWNED			2,175		2,175
SYNNOV GROUP INC	ASIAN AMERICAN FEMALE		2,000			2,000
THINK AND ASSOCIATES INCORPORATED/THINKING	WOMAN-OWNED			2,000		2,000
TRANSITIONS NFP/THE PRINTER'S MARK	DISABLED/SHELTERED/REHABILITATION			1,905		1,905
TECNICA ENVIRONMENTAL SERVICES INC	HISPANIC AMERICAN MALE		1,863			1,863
PROGRESSIVE ELECTRIC INC	WOMAN-OWNED	1,802				1,802
CARSTENS INC	WOMAN-OWNED		64	1,532	153	1,750
THG FOODS INC/FOUR COURSES CATERING	AFRICAN AMERICAN MALE	1,628				1,628
HALLAGAN OFFICE SUPPLY	WOMAN-OWNED		1,160	358		1,518
MASSIE MASSIE ASSOCIATES INC	WOMAN-OWNED	1,174	131	44		1,349
NETA SCIENTIFIC INC	AFRICAN AMERICAN FEMALE	1,216				1,216
J AVE DEVELOPMENT INC	HISPANIC AMERICAN MALE	1,200				1,200
HUGH LIGHTING DESIGN LLC	ASIAN AMERICAN MALE	1,192				1,192
HH OFFICE INCORPORATED/ROGARDS OFFICE PLUS	WOMAN-OWNED			1,150		1,150
UCP LAND OF LINCOLN	DISABLED/SHELTERED/REHABILITATION	1,130				1,130
TETRA MEDICAL SUPPLY CORP	WOMAN-OWNED	325	216	113	463	1,116
DOCU SHRED INCORPORATED	WOMAN-OWNED		375	400	300	1,075
RENARD LIMITED LLC/SHRED AUTHORITY	AFRICAN AMERICAN MALE	1,025				1,025
MCCORKLE LITIGATION SERVICES INCORPORATED	WOMAN-OWNED				998	998
ANDERSON ENVIRONMENTAL AND ENGINEERING COMPANY	WOMAN-OWNED			560	350	910
IYA FOODS LLC	AFRICAN AMERICAN FEMALE		864			864
BJ'S TRANSPORTATION INC	AFRICAN AMERICAN FEMALE		600			600
LEE'S FOODSERVICE PARTS AND REPAIRS INC	DISABLED/SHELTERED/REHABILITATION			502		502
QUIRISITY PRODUCTIONS LLC	AFRICAN AMERICAN MALE	500				500
A MAESTRANZI SONS KNIFE SERVICES LLC	HISPANIC AMERICAN MALE	30		180	240	450
EXTENDED HOME LIVING SERVICES INCORPORATED	WOMAN-OWNED	450				450
OMAR MEDICAL SUPPLIES INCORPORATED	AFRICAN AMERICAN MALE	238			170	408
DTI OF ILLINOIS INC	HISPANIC AMERICAN MALE	358				358
MPSK INCORPORATED/SYBER TECHNOLOGY GROUP	AFRICAN AMERICAN MALE				350	350
CUSHING COMPANY	WOMAN-OWNED	300				300
EFFICIENCY REPORTING	WOMAN-OWNED	300				300
HANSON INFORMATION SYSTEMS INCORPORATED	WOMAN-OWNED	270				270
AMERICA AMBULANCE SERVICE INCORPORATED	WOMAN-OWNED			250		250
STITCH ME LLC	AFRICAN AMERICAN FEMALE				200	200
GRACE ENTERPRISES INC/GRACE PRINTING AND MAILING	ASIAN AMERICAN MALE			70	55	125
MIDWEST EDUCATIONAL FURNISHINGS INC	WOMAN-OWNED	101				101
US MESSENGER AND LOGISTICS INC/USM LOGISTICS US MESSENGER	HISPANIC AMERICAN MALE			60		60
ARC OF THE QUAD CITIES AREA	DISABLED/SHELTERED/REHABILITATION			45		45
<b>TOTAL</b>		<b>20,144,662</b>	<b>13,810,395</b>	<b>17,299,799</b>	<b>20,312,680</b>	<b>71,567,535</b>