

Fuel Commitment Summary

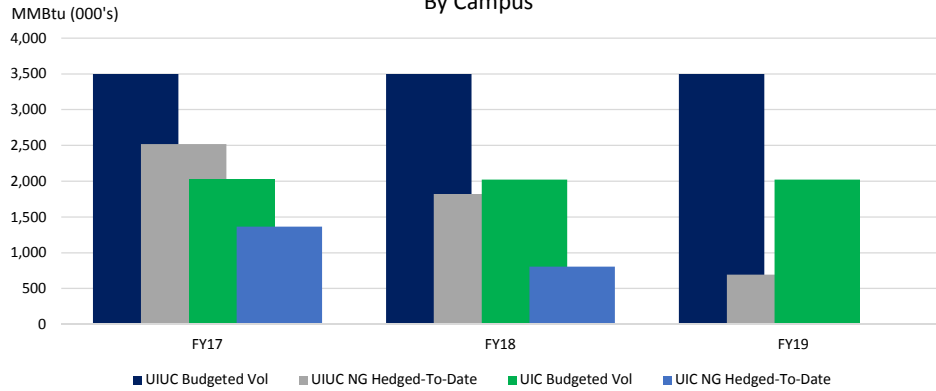
Activity Through 10/31/2016

Dollars and Volumes in Thousands

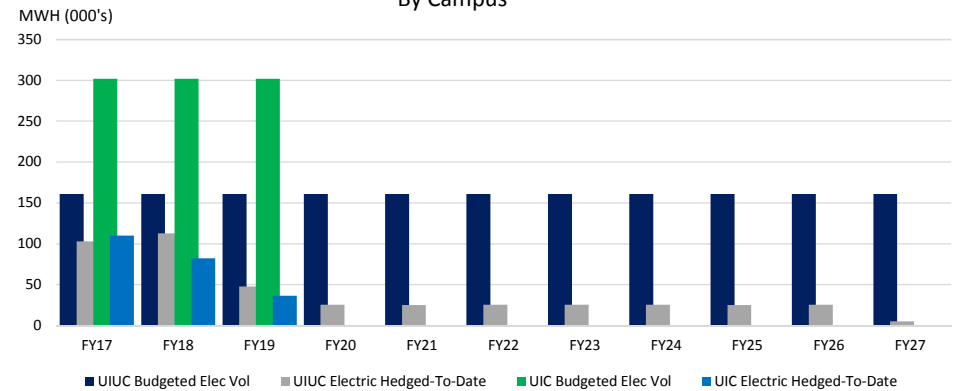
Reported to the Board of Trustees
January 19, 2017

Fiscal Year	2017		2018		2019		2020	2021	2022	2023	2024	2025	2026	2027	Totals	
	UIUC	UIC	UIUC	UIC	UIUC	UIC	UIUC	UIUC	UIUC	UIUC	UIUC	UIUC	UIUC	UIUC	UIUC	UIC
Electricity																
Budgeted Purchased Electricity (MWH)	161	302	161	302	161	302	161	161	161	161	161	161	161	161	483	906
Electricity Hedged-To-Date (MWH)	103	110	113	82	48	37	25	25	25	25	25	25	25	5	446	229
% Electric Hedged-To-Date	64%	36%	70%	27%	30%	12%	16%	16%	16%	16%	16%	16%	16%	3%	92%	25%
Total Dollars Committed	\$3,670	\$3,683	\$3,865	\$2,632	\$1,678	\$1,170	\$960	\$959	\$960	\$960	\$960	\$959	\$960	\$197	\$16,127	\$7,485
Average Price (\$/MWH)	\$35.63	\$33.48	\$34.30	\$31.98	\$35.17	\$31.98	\$37.95	\$38.06	\$37.93	\$37.93	\$37.95	\$38.06	\$37.93	\$37.84	\$36.20	\$32.70
Natural Gas																
Budgeted Purchased Natural Gas (MMBtu)	3,499	2,023	3,499	2,023	3,499	2,023	3,499	3,499	3,499	3,499	3,499	3,499	3,499	3,499	38,489	6,069
Natural Gas Hedged-To-Date (MMBtu)	2,520	1,365	1,820	805	693	0	0	0	0	0	0	0	0	0	5,033	2,170
% Natural Gas Hedged-To-Date	72%	67%	52%	40%	20%	0%	0%	0%	0%	0%	0%	0%	0%	0%	13%	36%
Total Dollars Committed	\$7,831	\$3,954	\$5,575	\$2,500	\$2,080	\$0	\$0	\$0	\$0	\$0	\$0	\$0	\$0	\$0	\$15,485	\$6,454
Average Price (\$/MMBtu)	\$3.11	\$2.90	\$3.06	\$3.11	\$3.00	\$0	\$0	\$0	\$0	\$0	\$0	\$0	\$0	\$0	\$3.08	\$2.97

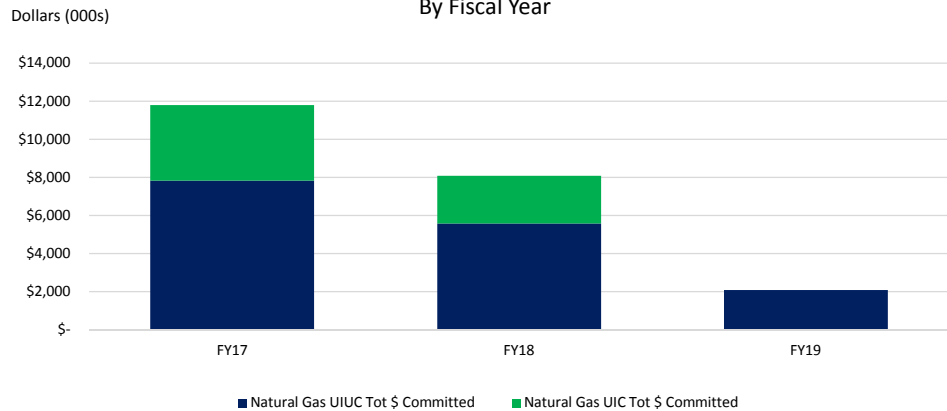
UI Natural Gas Hedge Volume Analysis
By Campus



UI Electric Hedge Volume Analysis
By Campus



UI Total Natural Gas Dollars Committed
By Fiscal Year



UI Total Electric Dollars Committed
By Fiscal Year

