



UNIVERSITY OF ILLINOIS SYSTEM

UNIVERSITY OF ILLINOIS ENDOWMENT FARMS

ANNUAL REPORT

2024

JANUARY THROUGH DECEMBER 2024



UNIVERSITY OF ILLINOIS SYSTEM

Office of the Vice President, Chief Financial Officer and Comptroller
349 Henry Administration Building, 506 South Wright Street • Urbana, Illinois 61801

June 01, 2025

Board of Trustees
University of Illinois

The 2024 University of Illinois System Endowment Farm report is attached herein. The report contains background information on the endowment farm portfolio, including a map and an overview of crop growing conditions, prices, and land values. Specific summary reports for each farm follow the background information. The acreage, year of endowment, value estimate, income and return are provided for each farm. These reports are prepared on an accrual basis in accordance with generally accepted accounting principles.

The endowment farms are gifts of farmlands and buildings provided by donors to support the University of Illinois System. Each endowed farm is managed in accordance with the donor's goals, objectives, and interests. Earnings generated by the endowment farms support research and student fellowships, scholarships, and a student loan fund. In addition, other activities supported by the endowment farms include promotion of 4-H activities and operation of Allerton Park, House, and Retreat Center. In 2024, the level of support for these programs provided by the endowment farms totaled \$3.08 million. This year, we also held our first operator-outreach event, held at Allerton Park 4-H Memorial Camp. You can see highlights from the event in this report.

The System's top priority in managing endowed agricultural land is to steward the farm in accordance with the donors' goals and objectives. Good stewardship is accomplished by focusing on achieving optimal net income while pursuing improvement of the farm through management of soil conservation, drainage, and fertility. Endowment farms are also managed to achieve other benefits of the gifts, such as gaining positive local public relations, building relationships with Illinois farm operators, and furthering the education, outreach, and research mission of the system. We continually examine ways in which to optimize all elements encompassed within these priorities.

Sincerely,

Paul N. Ellinger
Vice President, Chief Financial Officer and Comptroller

Cc: President Killeen
Secretary Stein

CONTENTS

LOCATION AND LISTING OF ENDOWMENT FARMS	4, 5
FARM OPERATOR FIELD DAY	6, 7
COMMODITY PRICES	8
2024 FARMLAND VALUES IN ILLINOIS	9
2024 ENDOWMENT FARMS SUMMARY	10
INDIVIDUAL FARM REPORTS	
ADDINGTON FARMS	11
ALLERTON FARMS	12
CAMPBELL FARM	13
CARMAN FARM	14
CARTER-PENNELL FARM	15
CURL FARMS	16
DEHART FARM	17
GROHNE FARM	18
HACKETT FARM	19
HERBOLSHEIMER FARMS	20
HUBBELL FARM	21
HUNTER RESEARCH FARM	22
HUNTER SCHOLARSHIP FARMS	23
MOORE FARMS	24
O'CONNELL-PHILLIPS FARM	25
SPILLMAN FARMS	26
VOIGT-FREEMAN FARM	27
WAFFLE FARM	28
WARREN FARM	29
WEBER FARMS	30

LOCATION OF ENDOWMENT FARMS

1. **Addington Farms**

Iroquois and McLean Counties

2. **Allerton Farms**

Piatt County

3. **Campbell Farm**

DeWitt County

4. **Carman Farm**

Champaign County

5. **Carter-Pennell Farm**

Vermillion County

6. **Curl Farm**

Shelby County

7. **DeHart Farm**

Moultrie County

8. **Grohne Farm**

Will County

9. **Hackett Farm**

Douglas and Moultrie Counties

10. **Herbolsheimer Farms**

Bureau County

11. **Hubbell Farm**

DeWitt County

12. **Hunter Agricultural Scholarship Farm**

Champaign County

13. **Hunter Agricultural Research Farm**

Macoupin, Menard, and Sangamon Counties

14. **Moore Farms**

DeWitt and Logan Counties

15. **O'Connell-Phillips Farm**

Tazewell County

16. **Spillman Farms**

Marshall and Peoria Counties

17. **Voigt-Freeman Farm**

Coles County

18. **Waffle Farm**

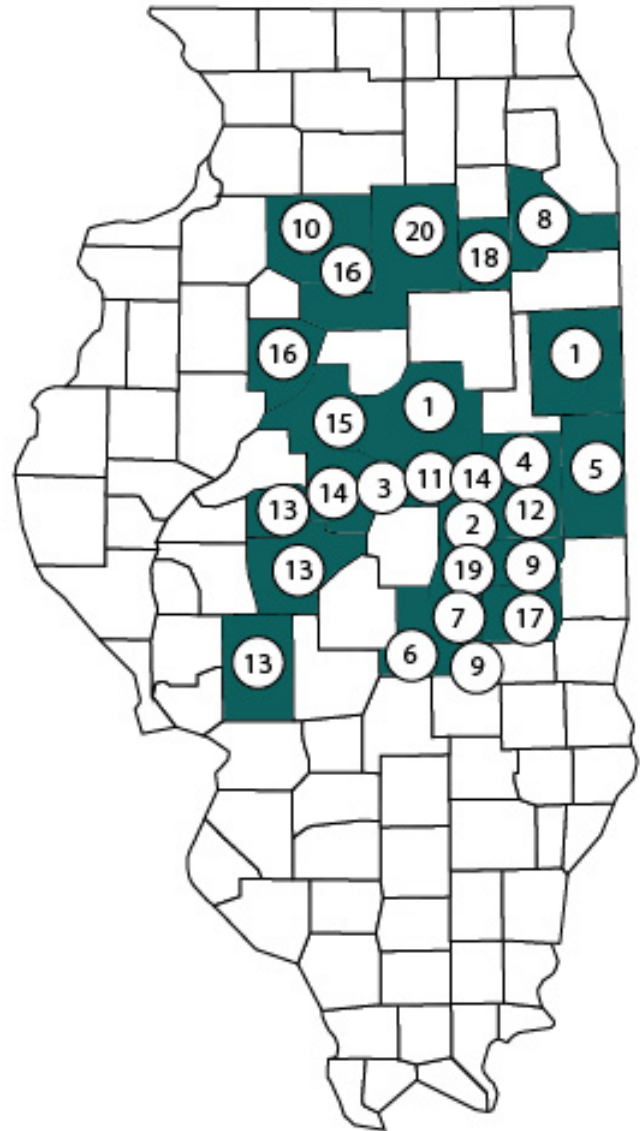
Grundy County

19. **Warren Farm**

Piatt County

20. **Weber Farms**

LaSalle County



Name of Endowment	Donor(s)	Total Acres	Year of Gift	Purpose of Gift (How Income is Used)
Addington	Francoise A. Addington	1,909	1991	Agricultural Research Grants
Allerton	Robert H. Allerton	3,632	1946	Maintenance of Conference Center and Allerton Park
Campbell	Grace V. Campbell	86	1976	Scholarships for Illinois Farm Men and Women
Carman	Cecelia B. Carman	72	1993	Scholarships - College of ACES - Dept. of Natural Resources and Environmental Sciences
Carter-Pennell	Joseph Carter & Jane Pennell-Carter	346	1929	Student Loan Fund
Curl	Grace Curl	40 110	1999 2011	Agricultural Research and/or Scholarships
DeHart	Carl A. DeHart	120	1975	Scholarships to Students
Grohne	David F. Grohne	259	2019	College of ACES - Dept. of Natural Resources and Environmental Sciences
Hackett	Jessie E. Hackett	414	1950	Graduate Scholarships & Fellowships
Herbolsheimer	Bertrand V. Herbolsheimer	168	2013	Improvement of Agriculture
Hubbell	Alta E. Teter	190	1972	General Educational Purposes
Hunter	Ralph O. & Mabel F. Hunter	1,251	1975	Scholarships - College of Agricultural, Consumer & Environmental Sciences
Hunter #6	Ralph O. & Mabel F. Hunter	280	1975	Agricultural Research
Moore	Shirley Moore	338	2021	General Educational Purposes
O'Connell/Phillips	Frances P. O'Connell and John D. Phillips	188	2017	College of Liberal Arts, College of Agricultural, Consumer & Environmental Sciences
Spillman	Robert E. Spillman	477	2003	Agricultural Education and Scholarships
Voigt-Freeman	Nellie Voigt-Freeman	218	1996	Agricultural Research
Waffle	Dorothy Foersterling Waffle	120	1994	Student Scholarships - College of Agricultural, Consumer & Environmental Sciences
Warren	Elizabeth H. Warren	48 80	1995 1996	Promotion of 4-H Activities and for Youth of Illinois
Weber	Laura M. Weber	796	1955	Benefit or use of College of Agricultural, Consumer & Environmental Sciences

NEW: FARM OPERATOR FIELD DAY

In August 2024, the Agricultural Property Services (APS) staff held the first Farm Operator Field Day. The event's goal was to show appreciation for the great stewardship provided by the university's farm operators.

The meeting provided the operators with information to assist in making the best management decisions, along with insights into crop diversification options. The operators had the opportunity to meet and connect with university administrators, the Ag Property Services staff, IL FBFM staff, and ACES academic staff. Other department representatives in attendance included those from University of Illinois Extension, University of Illinois I-Regen, and the University of Illinois Institute for Sustainability.

The event was held at the university's Allerton 4-H Camp, and the Savannah Institute staff shared their unique experience with timber cropping on the Allerton 4-H Farm. The APS staff received affirmative feedback and look forward to hosting a similar event in the future.



Kaitie Adams (Savannah Institute) speaks to university operators of timber cropping on Allerton 4-H Farm



Kaitie Adams (Savannah Institute) speaks to university operators of timber cropping on Allerton 4-H Farm



Paul Ellinger addresses University of Illinois System farm operators



University of Illinois agricultural departments and partners in attendance



University operators learning about farm financial trends



University operators networking with university department and extension guests

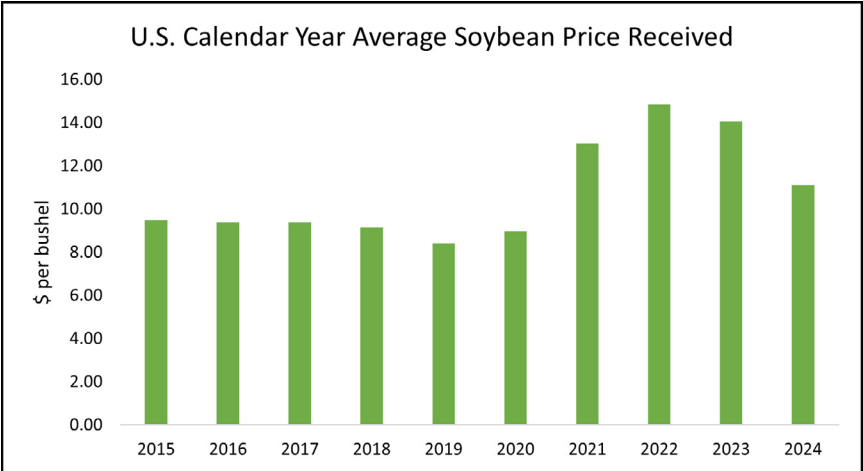
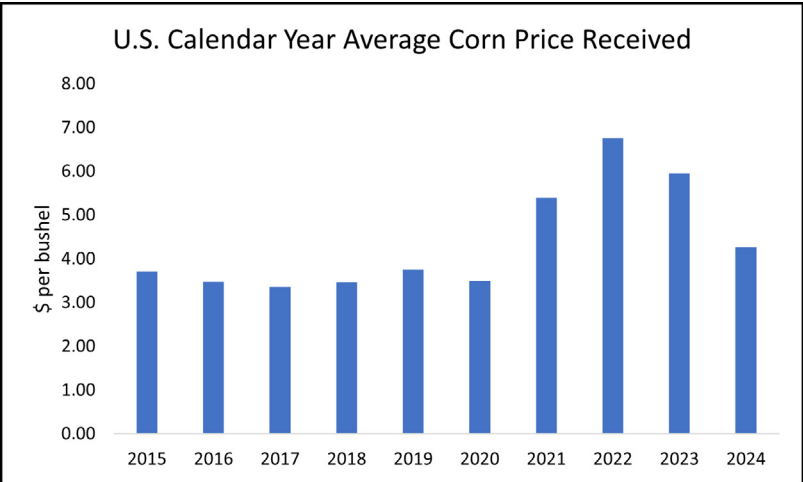


(L-R) Paul Ellinger, Vice President, Chief Financial Officer and Comptroller; Anita Million, Director of APS; Hannah Leischner Assistant Director of APS; Geri Melchiorre, Senior Director of Investments; Tabytha Anguis, Business Manager of Agricultural Property Services & Investments

COMMODITY PRICES

Corn and Soybeans

- During the 2024 crop year, corn prices averaged \$4.27 per bushel. The average prices in 2022 and 2023 were \$6.76 and \$5.95, respectively.
- During the 2024 crop year, soybean prices averaged \$11.11 per bushel. The average prices in 2022 and 2023 were \$14.84 and \$14.07, per bushel respectively.
- Commodity prices directly impact revenue on five of the university’s farm units with crop share agreements. Marketing of crops grown on the five farms is through local grain elevators , a local ethanol plant and seed production contracts. The revenue on thirty-one university farms with cash rent agreements is directly impacted by commodity prices and indirectly impacted through land valuations.
- According to Reuters, several factors contributed to weaker markets compared to the prior two years: record crop yields in the U.S. and other major producers like Brazil; unusually high carryover inventories among U.S. farmers; reduced demand for U.S. stocks as major importers like China shifted to alternative suppliers; and persistently high input costs despite falling crop prices.



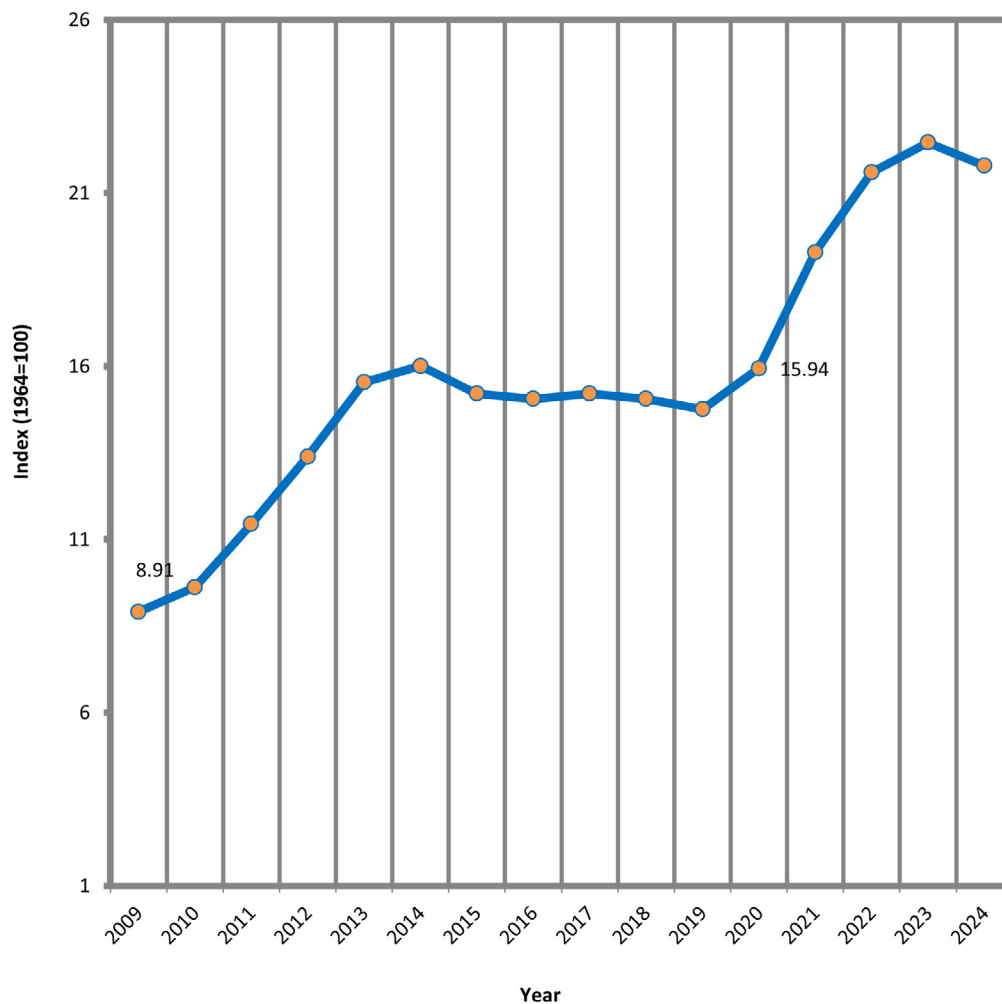
Source: [Farmdoc - US Average Farm Price Received Database](#)

2024 FARMLAND VALUES IN ILLINOIS

During calendar year 2024, the value of high-quality agricultural land in the state of Illinois and in Central Illinois decreased by 3% and 6%, respectively. Only 4% of the bankers polled anticipate agricultural land values to increase during the first quarter of 2025, while 26% anticipate values to go down. The remaining 70% predict values will remain stable. A historical index of farmland values using the Illinois Society of Professional Farm Managers and Rural Appraisers and Federal Reserve figures is shown below.

Index of Farmland Values

Index calculated from annual percent change as reported in Ag Letter, by Federal Reserve Bank of Chicago, Region XI, East Central Illinois. Index by Agricultural Property Services



2024 ENDOWMENT FARMS SUMMARY

The University of Illinois System has 36 endowment farm units in its care. Ag Property Services staff manage the farms and serve as fiduciary for the endowed farms' beneficiaries. Management includes focusing on optimal net income and improving farm properties. This is done by ensuring long-term productivity through environmental stewardship, focusing on positive local community relations, and supporting the educational and research missions of the system's three universities. By utilizing a flexible cash rent lease, the university stays current with agricultural market prices and can minimize risk on the farms.

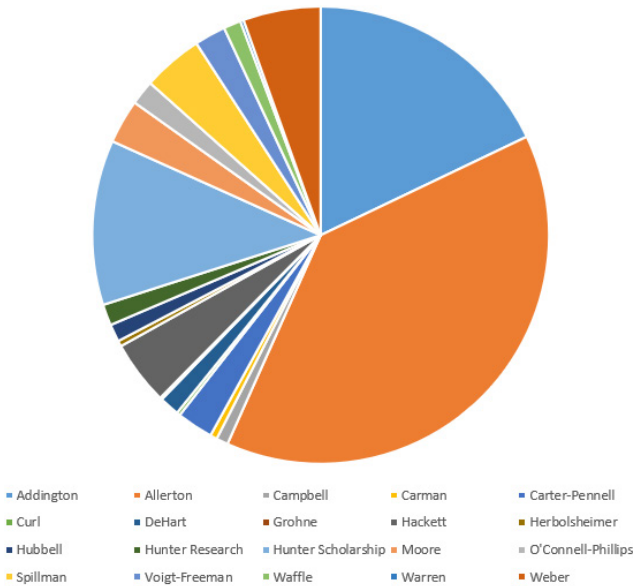
Earnings from endowment farms support university research, student fellowships, scholarships, and student loans. These returns also support 4-H activities and operation of the Allerton Park and Retreat Center.

The figures on this page illustrate the overall impact of the endowment farms. The following pages highlight the financial performance and historical profile of each individual property.

BY THE NUMBERS

- 21 COUNTIES WITH ENDOWMENT FARMS
- 20 ENDOWMENT FARMS
- 36 FARM UNITS
- \$173.4M JUNE 30, 2024 VALUE
- \$19.1M ORIGINAL VALUE
- 3.5% 2024 RETURN
- \$3.1M NET INCOME CY 2024
- \$3.08M 2024 DISTRIBUTION

Addington 18%
Allerton 39%
Campbell 1%
Carman 0%
Carter-Pennell 3%
Curl 0%
DeHart 1%
Grohne 0%
Hackett 5%
Herbolsheimer 0%



Hubbell 1%
Hunter Research 1%
Hunter Scholarship 12%
Moore 3%
O'Connell-Phillips 2%
Spillman 4%
Voigt-Freeman 2%
Waffle 1%
Warren 0%
Weber 5%

Farm Distributions:

Addington	\$553,309
Allerton	\$1,197,633
Campbell	\$25,724
Carman	\$15,181
Carter-Pennell	\$79,394
Curl	\$7,634
DeHart	\$43,659
Grohne	\$4,676
Hackett	\$140,189
Herbolsheimer	\$12,399
Hubbell	\$38,268
Hunter Research	\$46,141
Hunter Scholarship	\$360,234
Moore	\$96,191
O'Connell-Phillips	\$53,672
Spillman	\$131,493
Voigt-Freeman	\$68,254
Waffle	\$37,825
Warren	\$7,359
Weber	\$169,311

ADDINGTON FARMS

The Board of Trustees of the University of Illinois gratefully accepted the gift of farmland from the estate of Francois Williams Addington in 1991. The farmland is located in two Illinois counties: Iroquois and McLean. One farm includes research plots, seed corn production, and commercial production. Two windmill towers were constructed and are in production as of 2022 on one of the McLean County farms. The other three farms are primarily in row crop production. Four farm operators independently operate the farmland as four individual farms. The net income distribution is made annually to the College of ACES for agricultural research grants.

► BY THE NUMBERS

1,909.0	TOTAL ACRES
1,815.1	ACRES IN PRODUCTION
133.8	SOIL PRODUCTIVITY INDEX
\$84,711	PAID LIEU OF REAL ESTATE TAX
\$3,604,472	ORIGINAL VALUE
\$26,994,600	VALUE JUNE 30, 2024
\$600,328	NET INCOME CY 2024
10.3%	TOTAL RETURN
\$553,309	NET INCOME DISTRIBUTION



ALLERTON FARMS

In 1946, Robert Allerton generously donated farmland, woods and his Piatt County Estate to the Board of Trustees of the University of Illinois. The farmland is in Piatt County. Three farm operators independently operate the farmland as four individual farms. The four farms are primarily in row crop production. The annual net income disbursement is to the long-term investment pool.



► BY THE NUMBERS

3,632.0	TOTAL ACRES
3,379.5	ACRES IN PRODUCTION
139.6	SOIL PRODUCTIVITY INDEX
\$180,096	PAID LIEU OF REAL ESTATE TAX
\$609,621	ORIGINAL VALUE
\$60,599,400	VALUE JUNE 30, 2024
\$1,197,671	NET INCOME CY 2024
1.2%	TOTAL RETURN
\$1,197,633	NET INCOME DISTRIBUTION



CAMPBELL FARM

Grace V. Campbell endowed her farmland to the University of Illinois in 1976 to support scholarships for Illinois farm men and women. The Campbell Farm is in DeWitt County, Illinois. The farm is in row crop production with a natural wetland located on the farm. A pollinator plot was also established in 2022 to help with conservation.



► BY THE NUMBERS

86.0	TOTAL ACRES
85.2	ACRES IN PRODUCTION
137.5	SOIL PRODUCTIVITY INDEX
\$3,190	PAID LIEU OF REAL ESTATE TAX
\$220,000	ORIGINAL VALUE
\$1,440,000	VALUE JUNE 30, 2024
\$25,423	NET INCOME CY 2024
8.0%	TOTAL RETURN
\$25,724	NET INCOME DISTRIBUTION

CARMAN FARM

Cecelia B. Carman donated farmland located in Champaign County, Illinois to the Board of Trustees of the University of Illinois in 1993. Annual net income distribution is to the College of ACES for scholarships.



► BY THE NUMBERS

72.0	TOTAL ACRES
71.2	ACRES IN PRODUCTION
126.5	SOIL PRODUCTIVITY INDEX
\$2,092	PAID LIEU OF REAL ESTATE TAX
\$126,900	ORIGINAL VALUE
\$1,021,525	VALUE JUNE 30, 2024
\$15,191	NET INCOME CY 2024
1.0%	TOTAL RETURN
\$15,181	NET INCOME DISTRIBUTION



CARTER-PENNELL FARM

The first endowment gift of farmland to the University of Illinois was in 1929. The gift was the result of a Trust created by Joseph and Jane Pennell-Carter. The farmland is in Vermilion County, Illinois. The farm is in row crop production. Annual net income disbursement supports the student loan fund.



► BY THE NUMBERS

346.0	TOTAL ACRES
319.3	ACRES IN PRODUCTION
113.6	SOIL PRODUCTIVITY INDEX
\$9,177	PAID LIEU OF REAL ESTATE TAX
\$50,974	ORIGINAL VALUE
\$3,020,000	VALUE JUNE 30, 2024
\$80,644	NET INCOME CY 2024
2.3%	TOTAL RETURN
\$79,394	NET INCOME DISTRIBUTION



CURL FARMS

The Board of Trustees of the University of Illinois accepted a gift of 40 acres of farmland from Grace V. Curl in 1999. In 2011 an additional 110 acres came to the university after the closing of Mrs. Curl’s Life Estate. Two farm operators independently operate the Shelby County, Illinois farmland as two farms. Both farms are in row crop production. The net income distribution is made annually to the College of ACES for research and scholarships.



► BY THE NUMBERS

150.0	TOTAL ACRES
133.1	ACRES IN PRODUCTION
123.8	SOIL PRODUCTIVITY INDEX
\$3,949	PAID LIEU OF REAL ESTATE TAX
\$799,230	ORIGINAL VALUE
\$2,155,000	VALUE JUNE 30, 2024
\$11,472	NET INCOME CY 2024
12.0%	TOTAL RETURN
\$7,634	NET INCOME DISTRIBUTION



DEHART FARM

Carl A. DeHart donated farmland located in Moultrie County, Illinois to The Board of Trustees of the University of Illinois in 1975. The farmland is operated as a row crop farm. The annual distribution of net income is received by the College of ACES for scholarships.



►BY THE NUMBERS

120.0	TOTAL ACRES
116.2	ACRES IN PRODUCTION
138.0	SOIL PRODUCTIVITY INDEX
\$4,739	PAID LIEU OF REAL ESTATE TAX
\$234,000	ORIGINAL VALUE
\$2,100,000	VALUE JUNE 30, 2024
\$43,866	NET INCOME CY 2024
5.3%	TOTAL RETURN
\$43,659	NET INCOME DISTRIBUTION

GROHNE FARM

In late 2019, the university received a Will County, Illinois farm through the generosity of David F. Grohne. The farm contains both tillable and woodland acres. Annual net income distribution benefits the College of Agricultural, Consumer, and Environmental Science to support the faculty and staff in Natural Resources and Environmental Sciences.



► BY THE NUMBERS

149.0	TOTAL ACRES
93.0	ACRES IN PRODUCTION
149.0	SOIL PRODUCTIVITY INDEX
\$3,498	PAID LIEU OF REAL ESTATE TAX
\$1,477,000	ORIGINAL VALUE
\$2,400,000	VALUE JUNE 30, 2024
\$5,076	NET INCOME CY 2024
17.7%	TOTAL RETURN
\$4,676	NET INCOME DISTRIBUTION



HACKETT FARM

Jessie E. Hackett donated Illinois farmland located in Douglas and Moultrie Counties to The Board of Trustees of the University of Illinois in 1950. One farm operator leases the farmland. The farm is in row crop production. Annual net income distribution supports graduate fellowships and scholarships.



► BY THE NUMBERS

414.0	TOTAL ACRES
362.6	ACRES IN PRODUCTION
135.0	SOIL PRODUCTIVITY INDEX
\$15,548	PAID LIEU OF REAL ESTATE TAX
\$158,785	ORIGINAL VALUE
\$6,593,746	VALUE JUNE 30, 2024
\$140,430	NET INCOME CY 2024
6.0%	TOTAL RETURN
\$140,189	NET INCOME DISTRIBUTION



HERBOLSHEIMER FARMS

Bertrand V. Herbolsheimer gave a gift of Bureau County, Illinois farmland to the Board of Trustees of the University of Illinois in 2013. Three farm operators operate this gift as three individual farms. The farms are in row crop production. Annual net income distribution is to the College of ACES supporting improvement of agriculture through research.



► **BY THE NUMBERS**

168.2	TOTAL ACRES
127.2	ACRES IN PRODUCTION
130.8	SOIL PRODUCTIVITY INDEX
\$6,187	PAID LIEU OF REAL ESTATE TAX
\$1,232,500	ORIGINAL VALUE
\$1,604,100	VALUE JUNE 30, 2024
\$13,799	NET INCOME CY 2024
-20%	TOTAL RETURN
\$12,399	NET INCOME DISTRIBUTION



HUBBELL FARM

In 1972, a gift of farmland located in DeWitt County, Illinois was given from Alta E. Teter to the Board of Trustees of the University of Illinois. The farm is in row crop production and previously included a farmstead with a dwelling and outbuildings. Annual net income distribution is for general education purposes.



►BY THE NUMBERS

160.0	TOTAL ACRES
157.2	ACRES IN PRODUCTION
125.6	SOIL PRODUCTIVITY INDEX
\$6,617	PAID LIEU OF REAL ESTATE TAX
\$129,600	ORIGINAL VALUE
\$2,880,000	VALUE JUNE 30, 2024
\$50,803	NET INCOME CY 2024
19.7%	TOTAL RETURN
\$38,268	NET INCOME DISTRIBUTION



HUNTER RESEARCH FARM

In 1975, the Board of Trustees of the University of Illinois received Champaign County farmland from Ralph O. and Mabel F. Hunter. The farm is in row crop production. The annual net income distribution is to the College of ACES, supporting research. Included with the farm is a farmstead with grain bins and outbuildings.



►BY THE NUMBERS

280.0	TOTAL ACRES
243.9	ACRES IN PRODUCTION
142.3	SOIL PRODUCTIVITY INDEX
\$8,640	PAID LIEU OF REAL ESTATE TAX
\$655,746	ORIGINAL VALUE
\$4,620,000	VALUE JUNE 30, 2024
\$44,985	NET INCOME CY 2024
-2.9%	TOTAL RETURN
\$46,141	NET INCOME DISTRIBUTION



HUNTER SCHOLARSHIP FARMS

In 1975, the Board of Trustees of the University of Illinois received Menard and Sangamon County, Illinois farmland from Ralph O. and Mabel F. Hunter. Three farms are in row crop production while one is in research, seed beans and row crop production. There are three farm operators farming the gift as four individual farms. The net income distribution is to the College of ACES, supporting scholarships. Included with two of the farms are farmsteads with dwellings, grain bins and outbuildings.



► BY THE NUMBERS

1,251.1	TOTAL ACRES
1,215.5	ACRES IN PRODUCTION
138.5	SOIL PRODUCTIVITY INDEX
\$65,243	PAID LIEU OF REAL ESTATE TAX
\$2,352,519	ORIGINAL VALUE
\$21,306,000	VALUE JUNE 30, 2024
\$367,841	NET INCOME CY 2024
-4.5%	TOTAL RETURN
\$360,234	NET INCOME DISTRIBUTION



MOORE FARMS

The Board of Trustees of the University of Illinois gratefully accepted the gift of farmland from the Estate of Shirley Moore in 2021. The farmland is in two Illinois counties: DeWitt and Logan. Both farms are in row crop production. Two farm operators independently operate the farmland as two individual farms. The net income distribution is for general education purposes.



► BY THE NUMBERS

342.0	TOTAL ACRES
334.3	ACRES IN PRODUCTION
136	SOIL PRODUCTIVITY INDEX
\$14,835	PAID LIEU OF REAL ESTATE TAX
\$3,238,484	ORIGINAL VALUE
\$5,975,888	VALUE JUNE 30, 2024
\$105,214	NET INCOME CY 2024
16.4%	TOTAL RETURN
\$96,191	NET INCOME DISTRIBUTION



O'CONNELL-PHILLIPS FARM

The Board of Trustees of the University of Illinois received a gift of farmland located in Tazewell County, Illinois from siblings, Frances P. O'Connell and John D. Phillips, in 2017. The farm is in row crop production. The annual net income distribution is allocated equally between the College of Liberal Arts and the College of ACES.



► BY THE NUMBERS

188.4	TOTAL ACRES
182.2	ACRES IN PRODUCTION
137.0	SOIL PRODUCTIVITY INDEX
\$8,621	PAID LIEU OF REAL ESTATE TAX
\$2,086,000	ORIGINAL VALUE
\$3,630,000	VALUE JUNE 30, 2024
\$45,527	NET INCOME CY 2024
-3.0%	TOTAL RETURN
\$53,672	NET INCOME DISTRIBUTION



SPILLMAN FARMS

In 2003 Robert E. Spillman generously donated his Marshall and Peoria County farmland to the Board of Trustees of the University of Illinois. The farm is in row crop production. There are two farm operators operating the farm as two individual farms. The annual net income distribution is to the College of ACES for agricultural education and scholarships.



►BY THE NUMBERS

477.0	TOTAL ACRES
412.0	ACRES IN PRODUCTION
129.6	SOIL PRODUCTIVITY INDEX
\$20,021	PAID LIEU OF REAL ESTATE TAX
\$1,528,830	ORIGINAL VALUE
\$6,555,000	VALUE JUNE 30, 2024
\$127,109	NET INCOME CY 2024
1.3%	TOTAL RETURN
\$131,493	NET INCOME DISTRIBUTION



VOIGT-FREEMAN FARM

A gift of Coles County, Illinois farmland from Nellie Voigt-Freeman came to the Board of Trustees of the University of Illinois in 1996. The farm is in row crop production. The annual net income distribution is to the College of ACES for agricultural research.



► BY THE NUMBERS

218.0	TOTAL ACRES
216.6	ACRES IN PRODUCTION
137.2	SOIL PRODUCTIVITY INDEX
\$12,574	PAID LIEU OF REAL ESTATE TAX
\$661,850	ORIGINAL VALUE
\$4,041,140	VALUE JUNE 30, 2024
\$68,519	NET INCOME CY 2024
15.2%	TOTAL RETURN
\$68,254	NET INCOME DISTRIBUTION



WAFFLE FARM

In 1994, the Board of Trustees of the University of Illinois received a gift of Grundy County, Illinois farmland from Dorothy Foersterling Waffle. The farm is in row crop production. Annual net income distribution is to the College of ACES for student scholarships.

► BY THE NUMBERS

120.3	TOTAL ACRES
118.8	ACRES IN PRODUCTION
126.2	SOIL PRODUCTIVITY INDEX
\$4,150	PAID LIEU OF REAL ESTATE TAX
\$258,000	ORIGINAL VALUE
\$1,824,000	VALUE JUNE 30, 2024
\$36,549	NET INCOME CY 2024
12.8%	TOTAL RETURN
\$37,825	NET INCOME DISTRIBUTION



WARREN FARM

In 1955, Elizabeth H. Warren gave a 40 acre gift of farmland located in Piatt County, Illinois to the Board of Trustees of the University of Illinois. In 1996, an additional 80 acre gift from Mrs. Warren's estate came to the university. The farm is in row crop production. Annual net income distribution is to the College of ACES to support 4-H activities and the youth of Illinois.



► BY THE NUMBERS

120.0	TOTAL ACRES
119.0	ACRES IN PRODUCTION
140.6	SOIL PRODUCTIVITY INDEX
\$7,427	PAID LIEU OF REAL ESTATE TAX
\$269,000	ORIGINAL VALUE
\$2,160,000	VALUE JUNE 30, 2024
\$10,397	NET INCOME CY 2024
-0.4%	TOTAL RETURN
\$7,359	NET INCOME DISTRIBUTION



WEBER FARMS

Laura M. Weber gave LaSalle County, Illinois farmland to the Board of Trustees of the University of Illinois in 1955. The farm is in row crop production. There are two farm operators operating the farm as two individual farms. One farm includes a dwelling, bins, and outbuildings. Annual net income distribution is to the College of ACES.



►BY THE NUMBERS

790.6	TOTAL ACRES
774.1	ACRES IN PRODUCTION
139.8	SOIL PRODUCTIVITY INDEX
\$64,073	PAID LIEU OF REAL ESTATE TAX
\$271,200	ORIGINAL VALUE
\$12,524,000	VALUE JUNE 30, 2024
\$179,435	NET INCOME CY 2024
8.4%	TOTAL RETURN
\$169,311	NET INCOME DISTRIBUTION





UNIVERSITY OF ILLINOIS SYSTEM

TREASURY OPERATIONS

506 South Wright Street, Room 214
Henry Administration Building
Urbana, IL 61801 (MC-339)

www.treasury.uillinois.edu
(217) 244-8359
treasuryoperations@uillinois.edu