

Reported to the Board of Trustees  
July 20, 2023



UNIVERSITY OF ILLINOIS SYSTEM

# UNIVERSITY OF ILLINOIS ENDOWMENT FARMS

ANNUAL REPORT

# 2022

JANUARY THROUGH DECEMBER 2022



## UNIVERSITY OF ILLINOIS SYSTEM

Office of the Vice President, Chief Financial Officer and Comptroller  
349 Henry Administration Building, 506 South Wright Street • Urbana, Illinois 61801

June 15, 2023

Board of Trustees  
University of Illinois

The 2022 University of Illinois System Endowment Farm report is attached herein. The report contains background information on the endowment farm portfolio, including a map and an overview of crop growing conditions, prices, and land values. Specific summary reports for each farm follow the background information. The acreage, year of endowment, value estimate, income and return are provided for each farm. These reports are prepared on an accrual basis in accordance with generally accepted accounting principles.

The endowment farms are gifts of farmlands and buildings provided by donors to support the University of Illinois System. Each endowed farm is managed in accordance with the donor's goals, objectives, and interests. Earnings generated by the endowment farms support research and student fellowships, scholarships, and a student loan fund. In addition, other activities supported by the endowment farms include promotion of 4-H activities and operation of Allerton Park, House, and Retreat Center. In 2022, the level of support for these programs provided by the endowment farms totaled \$3.24 million.

The most recent farmland gift came in 2021 from Shirley Moore. It was a generous gift of 338 acres of farm ground located in DeWitt and Logan counties. The distribution from this farm supports general education purposes at the University of Illinois.

The System's top priority in managing endowed agricultural land is to steward the farm in accordance with the donors' goals and objectives. Good stewardship is accomplished by focusing on achieving optimal net income while pursuing improvement of the farm through management of soil conservation, drainage, and fertility. Endowment farms are also managed to achieve other benefits of the gifts, such as gaining positive local public relations, building relationships with Illinois farm operators, and furthering the education, outreach, and research mission of the System. We continually examine ways in which to optimize all elements encompassed within these priorities.

Sincerely,

Paul N. Ellinger

Vice President, Chief Financial Officer and Comptroller

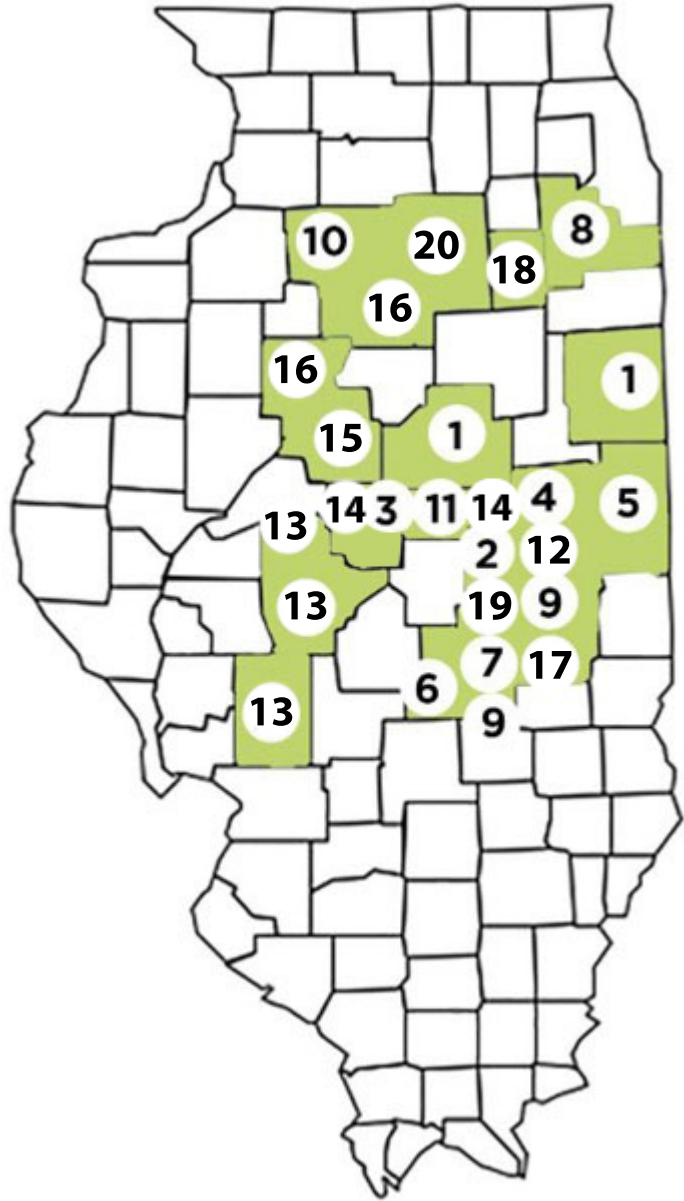
Cc: President Killeen  
Secretary Stein

# CONTENTS

LOCATION AND LISTING OF ENDOWMENT FARMS	4, 5
NEW GIFT: MOORE FARMS	6
COMMODITY PRICES	7
2022 FARMLAND VALUES IN ILLINOIS	8
2022 ENDOWMENT FARMS SUMMARY	9
INDIVIDUAL FARM REPORTS	
ADDINGTON FARMS	10
ALLERTON FARMS	11
CAMPBELL FARM	12
CARMAN FARM	13
CARTER-PENNEL FARM	14
CURL FARMS	15
DEHART FARM	16
GROHNE FARM	17
HACKETT FARM	18
HERBOLSHEIMER FARMS	19
HUBBELL FARM	20
HUNTER RESEARCH FARM	21
HUNTER SCHOLARSHIP FARMS	22
MOORE FARMS	23
O'CONNELL-PHILLIPS FARM	24
SPILLMAN FARMS	25
VOIGT-FREEMAN FARM	26
WAFFLE FARM	27
WARREN FARM	28
WEBER FARMS	29

# LOCATION OF ENDOWMENT FARMS

1. **Addington Farms**  
Iroquois and McLean Counties
2. **Allerton Farms**  
Piatt County
3. **Campbell Farm**  
DeWitt County
4. **Carman Farm**  
Champaign County
5. **Carter-Pennell Farm**  
Vermillion County
6. **Curl Farm**  
Shelby County
7. **DeHart Farm**  
Moultrie County
8. **Grohne Farm**  
Will County
9. **Hackett Farm**  
Douglas and Moultrie Counties
10. **Herbolsheimer Farms**  
Bureau County
11. **Hubbell Farm**  
DeWitt County
12. **Hunter Agricultural Scholarship Farms**  
Champaign County
13. **Hunter Agricultural Research Farm**  
Macoupin, Menard, and Sangamon Counties
14. **Moore Farms**  
DeWitt and Logan Counties
15. **O'Connell-Phillips Farms**  
Tazewell County
16. **Spillman Farms**  
Marshall and Peoria Counties
17. **Voigt-Freeman Farm**  
Coles County
18. **Waffle Farm**  
Grundy County
19. **Warren Farm**  
Piatt County
20. **Weber Farms**  
LaSalle County



Name of Endowment	Donor(s)	Total Acres	Year of Gift	Purpose of Gift (How Income is Used)
Addington	Francoise A. Addington	1,909	1991	Agricultural Research Grants
Allerton	Robert H. Allerton	3,632	1946	Maintenance of Conference Center and Allerton Park
Campbell	Grace V. Campbell	86	1976	Scholarships for Illinois Farm Men and Women
Carman	Cecelia B. Carman	72	1993	Scholarships - College of ACES - Dept. of Natural Resources and Environmental Sciences
Carter-Pennell	Joseph Carter & Jane Pennell-Carter	346	1929	Student Loan Fund
Curl	Grace Curl	40 110	1999 2011	Agricultural Research and/or Scholarships
DeHart	Carl A. DeHart	120	1975	Scholarships to Students
Grohne	David F. Grohne	259	2019	College of ACES - Dept. of Natural Resources and Environmental Sciences
Hackett	Jessie E. Hackett	414	1950	Graduate Scholarships & Fellowships
Herbolsheimer	Bertrand V. Herbolsheimer	168	2013	Improvement of Agriculture
Hubbell	Alta E. Teter	190	1972	General Educational Purposes
Hunter	Ralph O. & Mabel F. Hunter	1,251	1975	Scholarships - College of Agricultural, Consumer & Environmental Sciences
Hunter #6	Ralph O. & Mabel F. Hunter	280	1975	Agricultural Research
Moore	Shirley Moore	338	2021	General Educational Purposes
O'Connell/ Phillips	Frances P. O'Connell and John D. Phillips	188	2017	College of Liberal Arts, College of Agricultural, Consumer & Environmental Sciences
Spillman	Robert E. Spillman	477	2003	Agricultural Education and Scholarships
Voigt-Freeman	Nellie Voigt-Freeman	218	1996	Agricultural Research
Waffle	Dorothy Foersterling Waffle	120	1994	Student Scholarships - College of Agricultural, Consumer & Environmental Sciences
Warren	Elizabeth H. Warren	48 80	1995 1996	Promotion of 4-H Activities and for Youth of Illinois
Weber	Laura M. Weber	796	1955	Benefit or use of College of Agricultural, Consumer & Environmental Sciences

# NEW GIFT: MOORE FARM

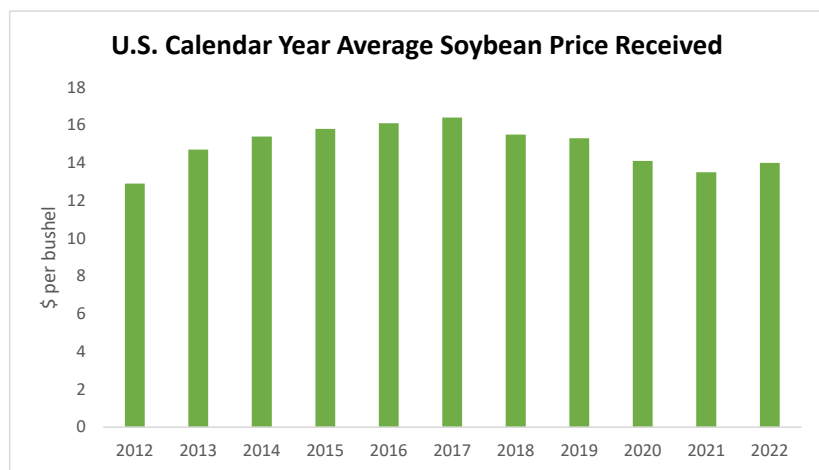
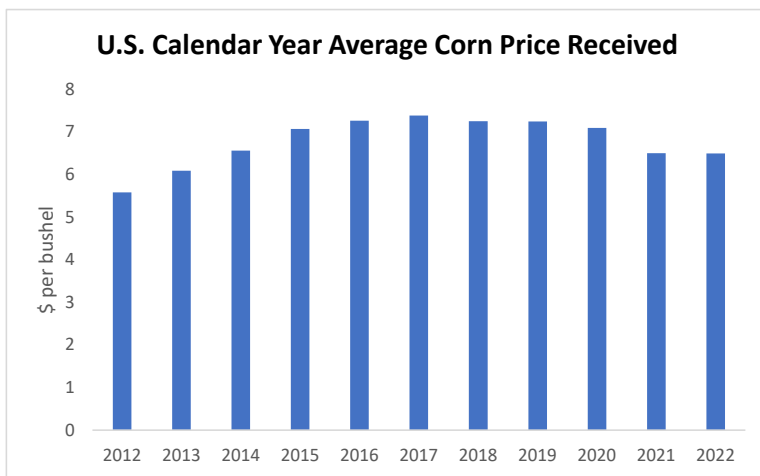
In the summer of 2021, the University of Illinois received a farmland gift from the Estate of Shirley Moore, from Aurora, Illinois. The gift consists of 156.4 acres in DeWitt County and 181.96 acres in Logan County. Her father and mother, Harold Moore and Helen (Wilmert) Moore, previously owned the property, which was known in the area as the “Wilmert Farm”. Ms. Moore attended Beason High School, followed by the University of Illinois Urbana-Champaign and the University of Illinois Chicago. She held a PhD in nursing, worked many years of her career at Benedictine University in Chicago, and later ended her career at Barnes Hospital in St. Louis. She frequently read information on the “farm.doc” website and used the information provided to help make management decisions on her farm. The purpose of her gift was intended to benefit the University of Illinois Urbana-Champaign. The distributions from her gift benefit general education purposes. The university received its first year of rent in 2022.



# COMMODITY PRICES

## Corn and Soybeans

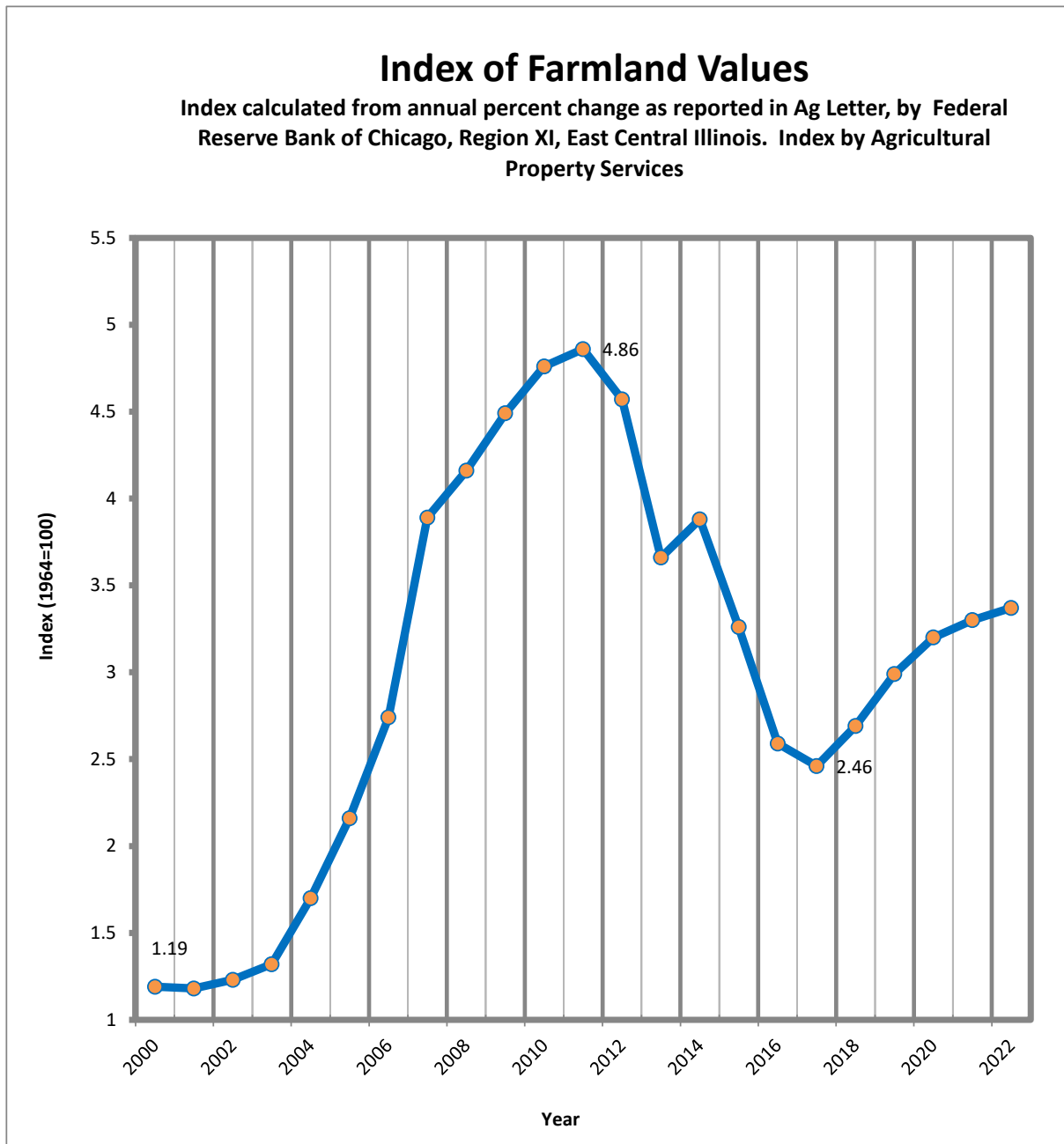
- During the 2022 crop year, corn prices averaged \$6.76 per bushel. The average prices in 2020 and 2021 were \$3.50 and \$5.40, respectively.
- During the 2022 crop year, soybean prices averaged \$14.84 per bushel. The average prices in 2020 and 2021 were \$8.98 and \$13.04, per bushel respectively.
- Commodity prices directly impact revenue on five of the university’s farm units with crop share agreements. Marketing of crops grown on the five farms is through local grain elevators or seed production contracts. The revenue on thirty-one university farms with cash rent agreements is directly impacted by commodity prices and indirectly impacted through land valuations.
- According to the U.S.D.A., higher than normal prices have been due to many factors – inflation, extreme weather events, disruptions in the supply chain, higher than normal input costs, and lingering effects from the war between Russia and Ukraine. Some commodity prices have even hit historical highs.



Source: [Farmdoc - US Average Farm Price Received Database](#)

# 2022 FARMLAND VALUES IN ILLINOIS

During calendar year 2022, the value of high-quality agricultural land in the state of Illinois increased by 14% while Central Illinois agricultural land increased by approximately 12% according to the Federal Reserve Bank of Chicago’s survey of agricultural bankers in the Seventh District. 16% of the bankers polled anticipate agricultural land values to increase, while 10% anticipate values to go down. The remaining 74% predict values to remain stable during the first quarter of 2023. A historical index of farmland values using the Illinois Society of Professional Farm Managers and Rural Appraisers and Federal Reserve figures is shown below.





# 2022 ENDOWMENT FARMS SUMMARY

The University of Illinois System has 36 endowment farm units in its care. Ag Property Services Staff manage the farms and serve as fiduciary for the endowed farms' beneficiaries. Management includes focusing on optimal net income and improving farm properties. This is done by ensuring long-term productivity through environmental stewardship, focusing on positive local community relations, and supporting the educational and research missions of the system's three universities. By utilizing a flexible cash rent lease, the university stays current with agricultural market prices and can minimize risk on the farms.

Earnings from endowment farms support university research, student fellowships, scholarships, and student loans. These returns also support 4-H activities and operation of the Allerton Park and Retreat Center.

The figures on this page spotlight returns on all the endowment farms together. Following, you will find each farm's individual financial returns and historical profile.

## ► BY THE NUMBERS

21 COUNTIES WITH ENDOWMENT FARMS

20 ENDOWMENT FARMS

36 FARM UNITS

\$163.8M JUNE 30, 2022 VALUE

\$19.1M ORIGINAL VALUE

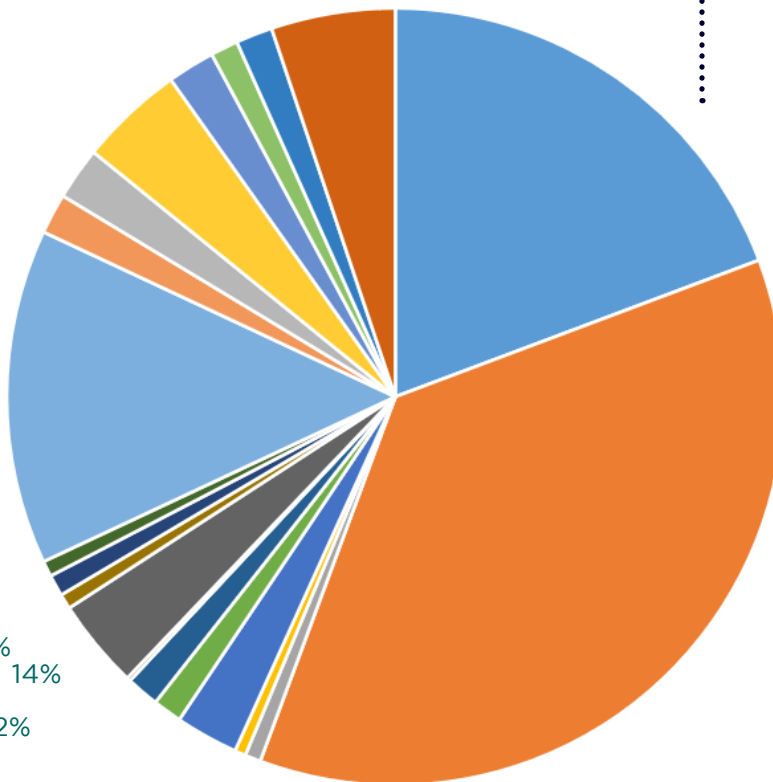
44.8% 2022 RETURN

\$3.8M NET INCOME CY 2022

\$3.2M 2022 DISTRIBUTION

Addington 19%  
 Allerton 36%  
 Campbell 1%  
 Carman 0%  
 Carter-Pennell 3%  
 Curl 1%  
 DeHart 1%  
 Grohne 0%  
 Hackett 4%  
 Herbolsheimer 1%

Hubbell 1%  
 Hunter Research 1%  
 Hunter Scholarship 14%  
 Moore 2%  
 O'Connell-Phillips 2%  
 Spillman 4%  
 Voigt-Freeman 2%  
 Waffle 1%  
 Warren 2%  
 Weber 5%



### Farm Distributions:

Addington	\$629,206
Allerton	\$1,186,709
Campbell	\$21,516
Carman	\$14,947
Carter-Pennell	\$85,442
Curl	\$39,436
DeHart	\$44,588
Grohne	\$5,111
Hackett	\$121,811
Herbolsheimer	\$20,563
Hubbell	\$29,079
Hunter Research	\$21,304
Hunter Scholarship	\$454,974
Moore	\$54,853
O'Connell-Phillips	\$71,412
Spillman	\$42,115
Voigt-Freeman	\$64,356
Waffle	\$37,381
Warren	\$31,833
Weber	\$168,342

# ADDINGTON FARMS

The Board of Trustees of the University of Illinois gratefully accepted the gift of farmland from the estate of Francois Williams Addington in 1991. The farmland is located in two Illinois counties: Iroquois and McLean. One farm includes research plots, seed corn production, and commercial production. Two windmill towers were constructed and are in production as of 2022 on one of the McLean County farms. The other three farms are primarily in row crop production. Four farm operators independently operate the farmland as four individual farms. The net income distribution is made annually to the College of ACES for agricultural research grants.

## ► BY THE NUMBERS

1,909.0	TOTAL ACRES
1,815.1	ACRES IN PRODUCTION
133.8	SOIL PRODUCTIVITY INDEX
\$76,991	PAID LIEU OF REAL ESTATE TAX
\$3,604,472	ORIGINAL VALUE
\$2,249,732	VALUE JUNE 30, 2022
\$749,888	NET INCOME CY 2022
25.9%	TOTAL RETURN
\$629,206	NET INCOME DISTRIBUTION




# ALLERTON FARMS

In 1946, Robert Allerton generously donated farmland, woods and his Piatt County Estate to the Board of Trustees of the University of Illinois. The farmland is in Piatt County. Three farm operators independently operate the farmland as four individual farms. The four farms are primarily in row crop production. The annual net income disbursement is to the endowment pool.

## ► BY THE NUMBERS

3,632.0	TOTAL ACRES
3,379.5	ACRES IN PRODUCTION
139.6	SOIL PRODUCTIVITY INDEX
\$163,920	PAID LIEU OF REAL ESTATE TAX
\$609,621	ORIGINAL VALUE
\$63,309,768	VALUE JUNE 30, 2022
\$1,420,602	NET INCOME CY 2022
55.9%	TOTAL RETURN
\$1,186,709	NET INCOME DISTRIBUTION



# CAMPBELL FARM

Grace V. Campbell endowed her farmland to the University of Illinois in 1976 to support scholarships for Illinois farm men and women. The Campbell Farm is in DeWitt County, Illinois. The farm is in row crop production with a natural wetland located on the farm. A pollinator plot was also established in 2022 to help with conservation.



## ► BY THE NUMBERS

86.0	TOTAL ACRES
85.2	ACRES IN PRODUCTION
137.5	SOIL PRODUCTIVITY INDEX
\$2,891	PAID LIEU OF REAL ESTATE TAX
\$220,000	ORIGINAL VALUE
\$1,433,143	VALUE JUNE 30, 2022
\$32,288	NET INCOME CY 2022
59.2%	TOTAL RETURN
\$21,516	NET INCOME DISTRIBUTION

# CARMAN FARM

Cecelia B. Carman donated farmland located in Champaign County, Illinois to the Board of Trustees of the University of Illinois in 1993. Annual net income distribution is to the College of ACES for scholarships.



## ► BY THE NUMBERS

72.0	TOTAL ACRES
71.2	ACRES IN PRODUCTION
126.5	SOIL PRODUCTIVITY INDEX
\$2,133	PAID LIEU OF REAL ESTATE TAX
\$126,900	ORIGINAL VALUE
\$1,083,588	VALUE JUNE 30, 2022
\$19,022	NET INCOME CY 2022
58.4%	TOTAL RETURN
\$14,947	NET INCOME DISTRIBUTION



# CARTER-PENNEL FARM

The first endowment gift of farmland to the University of Illinois was in 1929. The gift was the result of a Trust created by Joseph and Jane Pennell-Carter. The farmland is in Vermilion County, Illinois. The farm is in row crop production. Annual net income disbursement supports the student loan fund.



## ► BY THE NUMBERS

346.0	TOTAL ACRES
319.3	ACRES IN PRODUCTION
113.6	SOIL PRODUCTIVITY INDEX
\$7,375	PAID LIEU OF REAL ESTATE TAX
\$50,974	ORIGINAL VALUE
\$2,720,381	VALUE JUNE 30, 2022
\$98,902	NET INCOME CY 2022
25.1%	TOTAL RETURN
\$85,442	NET INCOME DISTRIBUTION



# CURL FARMS

The Board of Trustees of the University of Illinois accepted a gift of 40 acres of farmland from Grace V. Curl in 1999. In 2011 an additional 110 acres came to the university after the closing of Mrs. Curl's Life Estate. Two farm operators independently operate the Shelby County, Illinois farmland as two farms. Both farms are in row crop production. The net income distribution is made annually to the College of ACES for research and scholarships.

## ► BY THE NUMBERS

150.0	TOTAL ACRES
133.1	ACRES IN PRODUCTION
123.8	SOIL PRODUCTIVITY INDEX
\$3,216	PAID LIEU OF REAL ESTATE TAX
\$799,230	ORIGINAL VALUE
\$1,500,604	VALUE JUNE 30, 2022
\$45,600	NET INCOME CY 2022
16.9%	TOTAL RETURN
\$39,436	NET INCOME DISTRIBUTION



# DEHART FARM

Carl A. DeHart donated farmland located in Moultrie County, Illinois to The Board of Trustees of the University of Illinois in 1975. The farmland is operated as a row crop farm. The annual distribution of net income is received by the College of ACES for scholarships.



## ► BY THE NUMBERS

120.0	TOTAL ACRES
116.2	ACRES IN PRODUCTION
138.0	SOIL PRODUCTIVITY INDEX
\$4,710	PAID LIEU OF REAL ESTATE TAX
\$234,000	ORIGINAL VALUE
\$2,149,714	VALUE JUNE 30, 2022
\$49,596	NET INCOME CY 2022
59.3%	TOTAL RETURN
\$44,588	NET INCOME DISTRIBUTION



# GROHNE FARM

In late 2019, the university received a Will County, Illinois farm through the generosity of David F. Grohne. The farm contains both tillable and woodland acres. Annual net income distribution benefits the College of Agricultural, Consumer, and Environmental Science to support the faculty and staff in Natural Resources and Environmental Sciences.



## ► BY THE NUMBERS

149.0	TOTAL ACRES
93.0	ACRES IN PRODUCTION
149.0	SOIL PRODUCTIVITY INDEX
\$3,541	PAID LIEU OF REAL ESTATE TAX
\$1,477,000	ORIGINAL VALUE
\$1,735,475	VALUE JUNE 30, 2022
\$5,011	NET INCOME CY 2022
17.8%	TOTAL RETURN
\$5,111	NET INCOME DISTRIBUTION



# HACKETT FARM

Jessie E. Hackett donated Illinois farmland located in Douglas and Moultrie Counties to The Board of Trustees of the University of Illinois in 1950. One farm operator leases the farmland. The farm is in row crop production. Annual net income distribution supports graduate fellowships and scholarships.



## ► BY THE NUMBERS

414.0	TOTAL ACRES
362.6	ACRES IN PRODUCTION
135.0	SOIL PRODUCTIVITY INDEX
\$14,348	PAID LIEU OF REAL ESTATE TAX
\$158,785	ORIGINAL VALUE
\$6,704,830	VALUE JUNE 30, 2022
\$156,835	NET INCOME CY 2022
59.3%	TOTAL RETURN
\$121,811	NET INCOME DISTRIBUTION



# HERBOLSHEIMER FARMS

Bertrand V. Herbolsheimer gave a gift of Bureau County, Illinois farmland to the Board of Trustees of the University of Illinois in 2013. Three farm operators operate this gift as three individual farms. The farms are in row crop production. Annual net income distribution is to the College of ACES supporting improvement of agriculture through research.

## ► BY THE NUMBERS

168.2	TOTAL ACRES
127.2	ACRES IN PRODUCTION
130.8	SOIL PRODUCTIVITY INDEX
\$5,597	PAID LIEU OF REAL ESTATE TAX
\$1,232,500	ORIGINAL VALUE
\$1,801,857	VALUE JUNE 30, 2022
\$20,262	NET INCOME CY 2022
28.4%	TOTAL RETURN
\$20,563	NET INCOME DISTRIBUTION



# HUBBELL FARM

In 1972, a gift of farmland located in DeWitt County, Illinois was given from Alta E. Teter to the Board of Trustees of the University of Illinois. The farm is in row crop production and includes a farmstead with a dwelling and out buildings. Annual net income distribution is for general education purposes.



## ► BY THE NUMBERS

160.0	TOTAL ACRES
157.2	ACRES IN PRODUCTION
125.6	SOIL PRODUCTIVITY INDEX
\$7,732	PAID LIEU OF REAL ESTATE TAX
\$129,600	ORIGINAL VALUE
\$2,160,000	VALUE JUNE 30, 2022
\$59,232	NET INCOME CY 2022
9.3%	TOTAL RETURN
\$29,079	NET INCOME DISTRIBUTION



# HUNTER RESEARCH FARM

In 1975, the Board of Trustees of the University of Illinois received Champaign County farmland from Ralph O. and Mabel F. Hunter. The farm is in row crop production. Annual net income distribution is to the College of ACES, supporting research. Included with the farm is a farmstead with grain bins and outbuildings.



## ► BY THE NUMBERS

280.0	TOTAL ACRES
243.9	ACRES IN PRODUCTION
142.3	SOIL PRODUCTIVITY INDEX
\$8,890	PAID LIEU OF REAL ESTATE TAX
\$655,746	ORIGINAL VALUE
\$5,068,328	VALUE JUNE 30, 2022
\$56,501	NET INCOME CY 2022
57.4%	TOTAL RETURN
\$21,304	NET INCOME DISTRIBUTION



# HUNTER SCHOLARSHIP FARMS

In 1975, the Board of Trustees of the University of Illinois received Menard and Sangamon County, Illinois farmland from Ralph O. and Mabel F. Hunter. Three farms are in row crop production while one is in research, seed beans and row crop production. There are three farm operators farming the gift as four individual farms. The net income distribution is to the College of ACES, supporting scholarships. Included with two of the farms are farmsteads with dwellings, grain bins and outbuildings.



## ► BY THE NUMBERS

1,251.1	TOTAL ACRES
1,215.5	ACRES IN PRODUCTION
138.5	SOIL PRODUCTIVITY INDEX
\$59,961	PAID LIEU OF REAL ESTATE TAX
\$2,352,519	ORIGINAL VALUE
\$21,579,253	VALUE JUNE 30, 2022
\$498,188	NET INCOME CY 2022
36.1%	TOTAL RETURN
\$454,974	NET INCOME DISTRIBUTION



# MOORE FARMS

The Board of Trustees of the University of Illinois gratefully accepted the gift of farmland from the Estate of Shirley Moore in 2021. The farmland is in two Illinois counties: DeWitt and Logan. All of the farms are in row crop production. Two farm operators independently operate the farmland as two individual farms. The net income distribution is for general education purposes.

## ► BY THE NUMBERS

342.0	TOTAL ACRES
334.3	ACRES IN PRODUCTION
136	SOIL PRODUCTIVITY INDEX
\$11,817	PAID LIEU OF REAL ESTATE TAX
\$3,238,484	ORIGINAL VALUE
\$3,238,484	VALUE JUNE 30, 2022
\$87,253	NET INCOME CY 2021
13.3%	TOTAL RETURN
\$54,853	NET INCOME DISTRIBUTION



# O'CONNELL-PHILLIPS FARM

The Board of Trustees of the University of Illinois received a gift of farmland located in Tazewell County, Illinois from siblings, Frances P. O'Connell and John D. Phillips, in 2017. The farm is in row crop production. Annual net income distribution is allocated equally between the College of Liberal Arts and the College of ACES.



## ► BY THE NUMBERS

188.4	TOTAL ACRES
182.2	ACRES IN PRODUCTION
137.0	SOIL PRODUCTIVITY INDEX
\$7,628	PAID LIEU OF REAL ESTATE TAX
\$2,086,000	ORIGINAL VALUE
\$3,072,632	VALUE JUNE 30, 2022
\$82,611	NET INCOME CY 2022
39.9%	TOTAL RETURN
\$71,412	NET INCOME DISTRIBUTION





# SPILLMAN FARMS

In 2003 Robert E. Spillman generously donated his Marshall and Peoria County farmland to the Board of Trustees of the University of Illinois. The farm is in row crop production. There are two farm operators operating the farm as two individual farms. Annual net income distribution is to the College of ACES for agricultural education and scholarships.

## ► BY THE NUMBERS

477.0	TOTAL ACRES
412.0	ACRES IN PRODUCTION
129.6	SOIL PRODUCTIVITY INDEX
\$18,015	PAID LIEU OF REAL ESTATE TAX
\$1,528,830	ORIGINAL VALUE
\$5,980,153	VALUE JUNE 30, 2022
\$159,960	NET INCOME CY 2022
24.2%	TOTAL RETURN
\$42,115	NET INCOME DISTRIBUTION



# VOIGT-FREEMAN FARM

A gift of Coles County, Illinois farmland from Nellie Voigt-Freeman came to the Board of Trustees of the University of Illinois in 1996. The farm is in row crop production. The annual net income distribution is to the College of ACES for agricultural research.



## ► BY THE NUMBERS

218.0	TOTAL ACRES
216.6	ACRES IN PRODUCTION
137.2	SOIL PRODUCTIVITY INDEX
\$11,114	PAID LIEU OF REAL ESTATE TAX
\$661,850	ORIGINAL VALUE
\$3,445,842	VALUE JUNE 30, 2022
\$78,901	NET INCOME CY 2022
46.5%	TOTAL RETURN
\$64,356	NET INCOME DISTRIBUTION



# WAFFLE FARM

In 1994, the Board of Trustees of the University of Illinois received a gift of Grundy County, Illinois farmland from Dorothy Foersterling Waffle. The farm is in row crop production. Annual net income distribution is to the College of ACES for student scholarships.



## ► BY THE NUMBERS

120.3	TOTAL ACRES
118.8	ACRES IN PRODUCTION
126.2	SOIL PRODUCTIVITY INDEX
\$3,501	PAID LIEU OF REAL ESTATE TAX
\$258,000	ORIGINAL VALUE
\$1,463,280	VALUE JUNE 30, 2022
\$45,005	NET INCOME CY 2022
21.1%	TOTAL RETURN
\$37,381	NET INCOME DISTRIBUTION



# WARREN FARM

In 1955, Elizabeth H. Warren gave a 40 acre gift of farmland located in Piatt County, Illinois to the Board of Trustees of the University of Illinois. In 1996, an additional 80 acre gift from Mrs. Warren’s estate came to the University. The farm is in row crop production. Annual net income distribution is to the College of ACES to support 4-H activities and the youth of Illinois.



## ► BY THE NUMBERS

120.0	TOTAL ACRES
119.0	ACRES IN PRODUCTION
140.6	SOIL PRODUCTIVITY INDEX
\$6,453	PAID LIEU OF REAL ESTATE TAX
\$269,000	ORIGINAL VALUE
\$2,301,714	VALUE JUNE 30, 2022
\$51,373	NET INCOME CY 2022
59.2%	TOTAL RETURN
\$31,833	NET INCOME DISTRIBUTION



# WEBER FARMS

Laura M. Weber gave LaSalle County, Illinois farmland to the Board of Trustees of the University of Illinois in 1955. The farm is in row crop production. There are two farm operators operating the farm as two individual farms. One farm includes a dwelling, bins, and outbuildings. Annual net income distribution is to the College of ACES.



## ► BY THE NUMBERS

795.6	TOTAL ACRES
774.1	ACRES IN PRODUCTION
139.8	SOIL PRODUCTIVITY INDEX
\$47,241	PAID LIEU OF REAL ESTATE TAX
\$271,200	ORIGINAL VALUE
\$10,677,003	VALUE JUNE 30, 2022
\$246,761	NET INCOME CY 2022
31.6%	TOTAL RETURN
\$168,342	NET INCOME DISTRIBUTION





# UNIVERSITY OF ILLINOIS SYSTEM

## **TREASURY OPERATIONS**

506 South Wright Street, Room 214  
Henry Administration Building  
Urbana, IL 61801 (MC-339)

[www.treasury.uillinois.edu](http://www.treasury.uillinois.edu)  
(217) 244-8359  
[treasuryoperations@uillinois.edu](mailto:treasuryoperations@uillinois.edu)