

Reported to the Board of Trustees
March 15, 2017

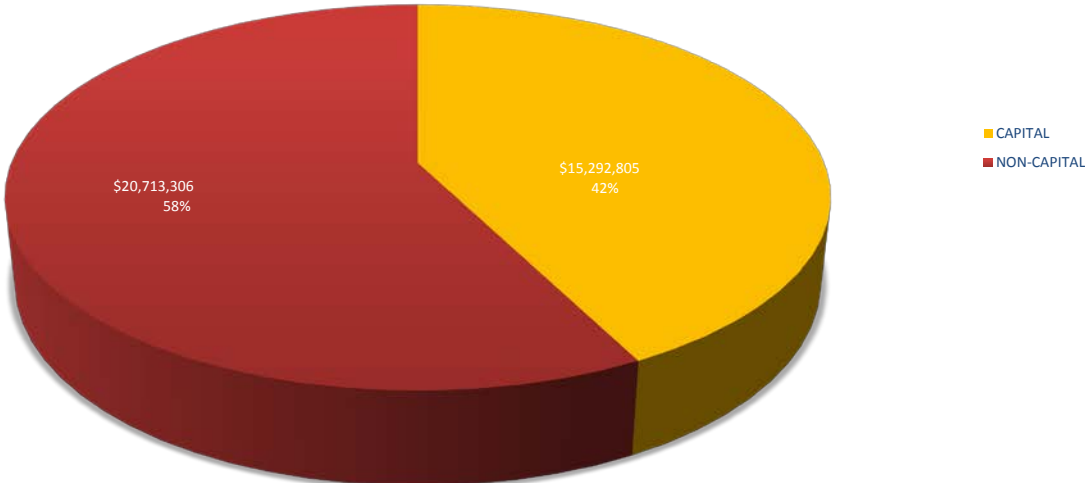
Board Meeting
March 15, 2017

MAFBE Report to the Board of Trustees

University of Illinois

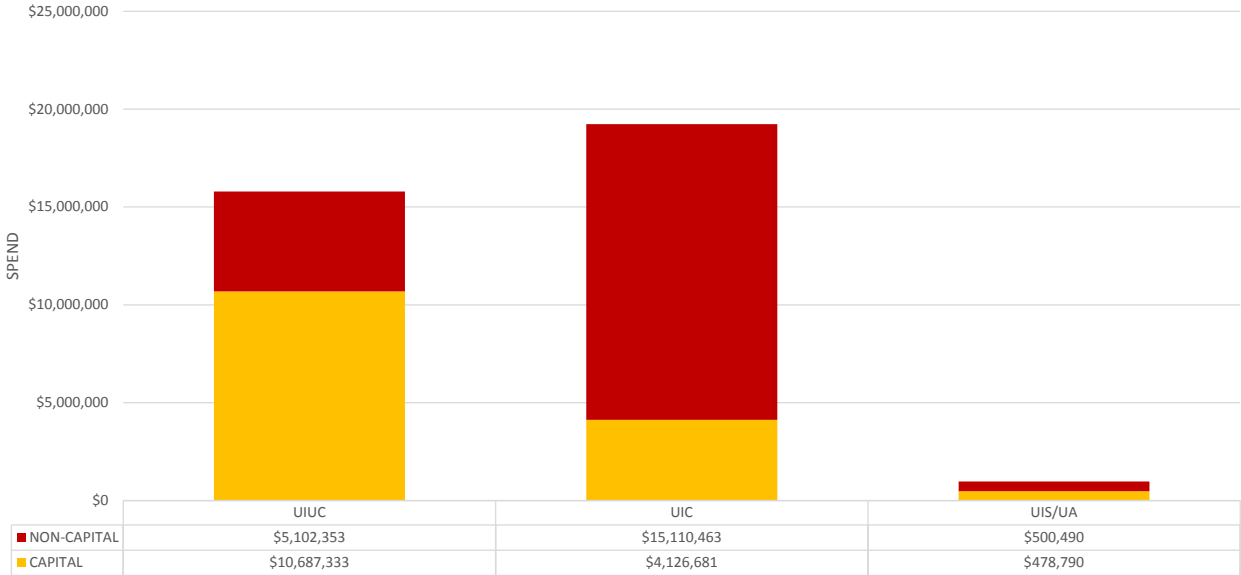
Attached is a report that responds to the Board of Trustees' request for periodic information on MAFBE expenditures. The report lists expenditures by MAFBE vendor for the period of July 1, 2016 through December 31, 2016. The data are summarized in the first chart for capital and non-capital MAFBE expenditures in total, by campus and by category. The second chart lists total expenditures for the reporting period by MAFBE vendor.

FY17 Capital & Non-Capital MAFBE Expenditures (Through 12/31/2016)

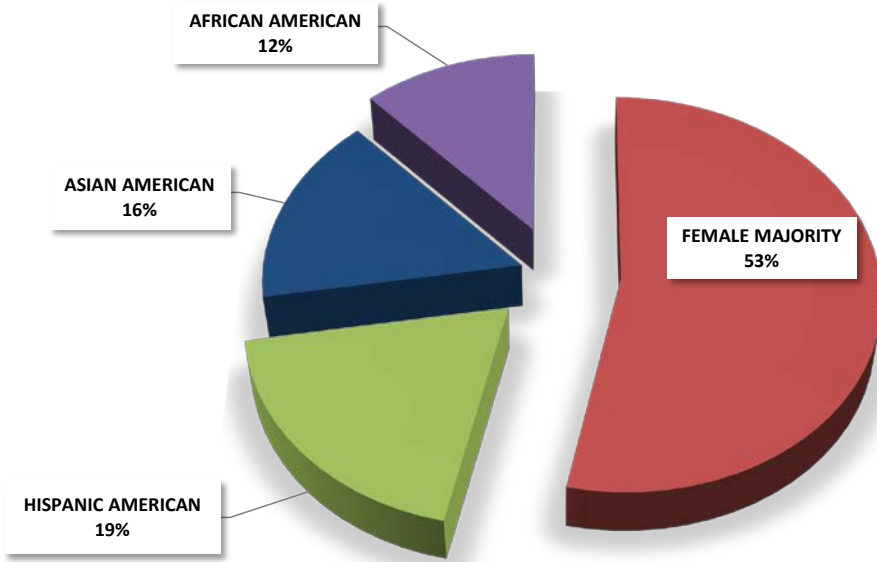


Grand Total = \$36,006,111

FY17 Capital & Non-Capital MAFBE Expenditures by Campus (Through 12/31/2016)



**FY17Q2 MAFBE Expenditures Category
(Through 12/31/2016)**



FY17 Q2 MAFBE SPEND BY VENDOR
July 1, 2016 through December 31, 2016

VENDOR NAME	Minority-Category	FY17 Q1 (Through 9/30/2016)	FY17 Q2 (Through 12/31/2016)	FY17 (Through 12/31/2016)
APEX HEALTHCARE INC	ASIAN AMERICAN MALE	1,305,126	1,725,191	3,030,316
CONNECTA GROUP INCORPORATED	HISPANIC AMERICAN FEMALE	1,175,679	803,639	1,979,317
PRECISION BUILDERS ASSOCIATES INC	FEMALE MAJORITY	1,205,886	472,885	1,678,771
MATRIX INTEGRATION LLC	FEMALE MAJORITY	1,143,295	392,436	1,535,730
RESOURCE ONE OF ILLINOIS LTD	FEMALE MAJORITY	1,256,567	160,457	1,417,024
TSI COMMERCIAL FLOOR COVERING INC	FEMALE MAJORITY	872,404	451,239	1,323,643
MECCOR INDUSTRIES LTD	ASIAN AMERICAN MALE	681,814	409,277	1,091,091
LEEDER FURNITURE LLC	FEMALE MAJORITY	986,700	54,852	1,041,552
GORDON ELECTRIC SUPPLY	FEMALE MAJORITY	762,483	125,828	888,311
J MAC ASSOCIATES LIMITED	FEMALE MAJORITY	464,357	526,963	991,320
DEKAYO CORPORATION	HISPANIC AMERICAN MALE	8,302	746,010	754,312
LCM ARCHITECTS LLC	DISABLED/SHELTERED/REHABILITATION	358,691	375,320	734,011
BAILEY EDWARD DESIGN INC	FEMALE MAJORITY	443,900	230,326	674,226
SUPERIOR FLOOR COVERING INCORPORATED	FEMALE MAJORITY	482,932	170,055	652,987
CPMH CONSTRUCTION INC	HISPANIC AMERICAN MALE	594,360	24,930	619,290
MIDWAY CONTRACTING GROUP LLC	HISPANIC AMERICAN MALE	419,472	192,626	612,098
KAVE INC	FEMALE MAJORITY	205,303	357,838	563,141
RES CONSTRUCTION INC	HISPANIC AMERICAN FEMALE	279,331	185,062	464,393
GREEN HOME EXPERTS LLC	FEMALE MAJORITY	123,500	306,602	430,102
JAMESON SHEET METAL INC	FEMALE MAJORITY	221,504	169,712	391,216
NEW BEGINNINGS CONTRACTORS INC	AFRICAN AMERICAN MALE	185,000	204,827	389,827
ON THE JOB CONSULTING INC/PIXO	FEMALE MAJORITY	133,652	250,999	384,651
JP EXCAVATING AND TRUCKING	AFRICAN AMERICAN FEMALE	208,294	163,873	372,167
COOK FASSER ASSOCIATES INCORPORATED	FEMALE MAJORITY	361,646	1,951	363,598
OLD VETERAN CONSTRUCTION INC	HISPANIC AMERICAN MALE	33,442	304,532	337,974
UJAMAA CONSTRUCTION INCORPORATED	AFRICAN AMERICAN MALE	221,579	111,956	333,535
LOTHAN VAN HOOK DESTEFANO ARCHITECTURE LLC	FEMALE MAJORITY	306,092		306,092
MCGUIRE IGLESKI AND ASSOCIATES INCORPORATED	FEMALE MAJORITY	168,589	119,601	288,190
FOSTER JACOB INC	FEMALE MAJORITY	89,019	167,220	256,239
STUDIO V DESIGN INCORPORATED	ASIAN AMERICAN FEMALE	216,114	36,960	253,074
COMMERCIAL FLOOR COVERING INC/TSI COMMERCIAL FLOOR COVERING	FEMALE MAJORITY	204,831	35,472	240,303
FICEK ELECTRIC AND COMMUNICATION SYSTEMS INCORPORATED	FEMALE MAJORITY	111,294	128,707	240,002
PRAIRIE RESTORATIONS INCORPORATED	FEMALE MAJORITY	194,459	43,699	238,158
QC ENTERPRISES INC	FEMALE MAJORITY	201,206	14,649	215,854
F J ROBINSONS CONTRACTING	AFRICAN AMERICAN MALE	116,489	97,057	213,546
NATIONAL HVACDBA NATIONAL INSULATION INC	AFRICAN AMERICAN MALE	43,670	165,675	209,344
SUPPLIED INDUSTRIAL SOLUTIONS INC	AFRICAN AMERICAN MALE	57,753	151,587	209,340
VON ALST OPERATING LLC	FEMALE MAJORITY	31,609	177,314	208,923
MLN ENTERPRISE	FEMALE MAJORITY	118,510	82,823	201,332
MARKET CONTRACTING SERVICES INC	HISPANIC AMERICAN MALE	170,929	20,488	191,416
CORPORATE TRAVEL PLANNERS INCORPORATED	FEMALE MAJORITY	151,188	32,466	183,653
JSR ENTERPRISES INC	AFRICAN AMERICAN FEMALE	110,038	65,377	175,415
INTEGRATING GREEN TECHNOLOGIES INC	AFRICAN AMERICAN MALE	169,757	5,231	174,988
VALOR TECHNOLOGIES INCORPORATED	HISPANIC AMERICAN MALE	83,718	90,000	173,718
ENVIRONMENTAL DESIGN INTERNATIONAL INC	AFRICAN AMERICAN FEMALE	96,886	75,104	171,990
BAUER LATOZA STUDIO LIMITED	HISPANIC AMERICAN MALE	61,661	110,145	171,806
KRUT'S ELECTRIC INCORPORATED	FEMALE MAJORITY		171,591	171,591
TEMCO HEATING AIR CONDITIONING INC	FEMALE MAJORITY		169,943	169,943
OTTIE LLC	FEMALE MAJORITY	28,314	141,404	169,718
ELETE CONSTRUCTION AND ENVIRONMENTAL INC	AFRICAN AMERICAN MALE	75,207	88,904	164,111
DESIGN AIR INC	AFRICAN AMERICAN MALE	82,440	76,500	158,940
ROBERT L MILLER AND ASSOCIATES INCORPORATED	AFRICAN AMERICAN MALE	96,488	62,405	158,893
NESTBUILDERS INC DBA DBHMS	HISPANIC AMERICAN MALE	67,753	90,635	158,388
ANDERSON LOCK COMPANY LTD	FEMALE MAJORITY	46,847	105,190	152,038
VISION PAINTING AND DECORATING SERVICES INCORPORATED	AFRICAN AMERICAN MALE	113,800	28,000	141,800
SPEEDY GONZALES LANDSCAPING INC	HISPANIC AMERICAN MALE		137,045	137,045
GLASS DESIGNERS INC	AFRICAN AMERICAN MALE		136,841	136,841
CENTRAL STATES DBA ARGO SUMMIT	FEMALE MAJORITY	120,790	15,192	135,982
PEDIATRIC INTERACTIONS INCORPORATED	FEMALE MAJORITY	81,340	54,622	135,961
CR SCHMIDT INC	FEMALE MAJORITY		134,100	134,100
SOUTHLAND CUSTOM DECORATING INC	FEMALE MAJORITY		130,272	130,272
MILLENNIA PROFESSIONAL SERVICES OF ILLINOIS LTD	ASIAN AMERICAN MALE	129,191		129,191
URBAN WORKS LTD	HISPANIC AMERICAN FEMALE	19,782	101,135	120,918
MONTERREY SECURITY CONSULTANTS INC	HISPANIC AMERICAN MALE	66,441	54,163	120,605
BPI TESTING LLC	FEMALE MAJORITY	72,101	47,436	119,537
DASHCOINC	FEMALE MAJORITY	97,421	21,120	118,541
NES INC	HISPANIC AMERICAN MALE	70,127	46,856	116,983
INTER CITY SUPPLY COMPANY INC	AFRICAN AMERICAN FEMALE	46,244	69,605	115,849
MSM SOLUTIONS INC	AFRICAN AMERICAN MALE	111,751	2,280	114,031
KATCO DEVELOPMENT INC	FEMALE MAJORITY	106,884	6,617	113,501
FRANKLYNN INC/CHEMICAL MAINTENANCE INC CMI	FEMALE MAJORITY	38,115	72,995	111,110
CHRISTY WEBBER AND CO/CHRISTY WEBBER LANDSCAPES	FEMALE MAJORITY	36,715	72,987	109,702
SPC CONSULTING LLC/SPC EDUCATIONAL SOLUTIONS	HISPANIC AMERICAN FEMALE	102,065		102,065

FY17 Q2 MAFBE SPEND BY VENDOR
 July 1, 2016 through December 31, 2016

VENDOR NAME	Minority-Category	FY17 Q1 (Through 9/30/2016)	FY17 Q2 (Through 12/31/2016)	FY17 (Through 12/31/2016)
ROMERO STEEL COMPANY INC	HISPANIC AMERICAN MALE	53,622	47,295	100,917
SHEN MILSOM WILKE LLC	ASIAN AMERICAN MALE	72,011	27,005	99,017
DOYLE AND ASSOCIATES	FEMALE MAJORITY	98,126		98,126
ROSS BARNEY ARCHITECTS INC	FEMALE MAJORITY	49,467	44,790	94,257
JRH ENTERPRISES INC	FEMALE MAJORITY	15,907	74,470	90,376
PRIMERA ENGINEERS LTD	FEMALE MAJORITY	77,422	12,422	89,844
JF CARPENTRY SERVICES INC	HISPANIC AMERICAN MALE		86,055	86,055
RUBINOS AND MESIA ENGINEERS INC	ASIAN AMERICAN MALE	78,822	36,849	115,671
ARDMORE ASSOCIATES LLC	AFRICAN AMERICAN FEMALE	28,970	52,335	81,304
DAVID MASON ASSOCIATES OF ILLINOIS LTD	AFRICAN AMERICAN MALE	32,532	48,283	80,815
NATIONAL PAINTING INCORPORATED	FEMALE MAJORITY	62,446	18,202	80,648
PREMIER STAFFING SOURCE INC	AFRICAN AMERICAN FEMALE	40,400	35,305	75,705
ENVIRONMENTAL SYSTEMS DESIGN INC	ASIAN AMERICAN MALE	62,217	10,841	73,058
PACE SYSTEMS INC	ASIAN AMERICAN MALE	54,099	18,044	72,143
IMC CONNECT INC	AFRICAN AMERICAN MALE		69,873	69,873
RTM ASSOCIATES INC	ASIAN AMERICAN MALE	38,567	30,403	68,970
EKLA CORPORATION	ASIAN AMERICAN FEMALE	15,132	53,829	68,961
LA GRANGE CRANE SERVICE INC	FEMALE MAJORITY		67,788	67,788
ENBEE PAINTING AND DECORATING INCORPORATED	FEMALE MAJORITY	25,303	41,966	67,269
SALUS INC	HISPANIC AMERICAN MALE	2,420	64,548	66,968
ILLINI SUPPLY INCORPORATED	FEMALE MAJORITY	14,716	51,995	66,711
PHD SERVICES LLC	FEMALE MAJORITY	26,051	40,576	66,627
MORRISSEY CONTRACTING	FEMALE MAJORITY	53,757	10,508	64,265
CUSHING COMPANY	FEMALE MAJORITY	2,291	61,314	63,605
HEALTH EDUCATION RESEARCH ASSOCIATES INC	FEMALE MAJORITY	41,973	20,345	62,318
SNTIAL TECHNOLOGIES INCORPORATED	ASIAN AMERICAN MALE	700	59,140	59,840
DYNAMIX ENGINEERING LTD	AFRICAN AMERICAN MALE	53,300	4,277	57,577
TAC CONSTRUCTION COMPANY	FEMALE MAJORITY	6,619	50,760	57,379
BELLA BAGNO INC	FEMALE MAJORITY	27,363	27,643	55,006
ANDERSON AND SHAH ROOFING INC	ASIAN AMERICAN MALE	17,369	54,354	71,723
AMAZING EDIBLES LTD	HISPANIC AMERICAN FEMALE	9,583	44,148	53,731
ELECTRICAL CONTRACTORS INC	FEMALE MAJORITY	519	50,505	51,024
GLOBAL WATER TECHNOLOGY INC	HISPANIC AMERICAN FEMALE	39,266	10,431	49,696
RADA ARCHITECTS LTD	FEMALE MAJORITY	40,992	8,247	49,239
CCS INTERNATIONAL INC	ASIAN AMERICAN MALE	20,300	28,468	48,768
LIVEWIRE ELECTRICAL SYSTEMS INCORPORATED	AFRICAN AMERICAN MALE	42,178	5,729	47,907
RELIABLE ENVIRONMENTAL SOLUTIONS INCORPORATED	FEMALE MAJORITY	27,705	19,134	46,838
ARCHITECTS ENTERPRISE LTD	AFRICAN AMERICAN MALE	30,837	14,420	45,257
SUNRISE HITEK GROUP LLC/SUNRISE DIGITAL	ASIAN AMERICAN MALE		44,496	44,496
REAL DESIGNS INC	FEMALE MAJORITY	44,167		44,167
DURANGO PAINTING INC	HISPANIC AMERICAN MALE		43,862	43,862
AUTUMN CONSTRUCTION SERVICES INC	FEMALE MAJORITY	16,625	27,144	43,769
CUSTOM ENGINEERING INC	AFRICAN AMERICAN MALE	29,970	12,488	42,458
ALTUSWORKS INCORPORATED	FEMALE MAJORITY	60,388	-18,715	41,673
CHICAGO COMMERCIAL INSTALLATION INC	ASIAN AMERICAN FEMALE		40,905	40,905
EVERY BLOOMIN INDUSTRIAL SUPPLYINC	FEMALE MAJORITY	37,161	2,230	39,391
JOSAM ACQUISITIONS LLC/GOOD TO GO FOOD	FEMALE MAJORITY	13,318	24,107	37,425
M AND G GRAPHICS INC	FEMALE MAJORITY	8,044	29,205	37,249
PROFESSIONAL DYNAMIC NETWORK INC	AFRICAN AMERICAN MALE	27,656	8,140	35,796
BRUSH ARCHITECTS LLC	FEMALE MAJORITY	22,967	12,183	35,150
G COOPER OIL COMPANY INC	FEMALE MAJORITY	34,489		34,489
ORDAZ CONSTRUCTION AND SUPPLY INC	HISPANIC AMERICAN FEMALE	8,051	25,543	33,595
STOCKS BUSINESS FURNITURE INC/STOCKS OFFICE FURNITURE	FEMALE MAJORITY	8,828	24,435	33,263
BURKE BURNS AND PINELLI LTD	FEMALE MAJORITY	12,436	20,258	32,694
WRF ENGINEERS LLC	FEMALE MAJORITY	15,216	16,997	32,213
ALACRAN CONTRACTING INC	ASIAN AMERICAN MALE		31,507	31,507
TRC WORLDWIDE ENGINEERING INCORPORATED	ASIAN AMERICAN MALE	25,749	2,771	28,520
JEET INCORPORATED	FEMALE MAJORITY	12,825	15,179	28,004
THORNTON RAVE CONSTRUCTION LLC	AFRICAN AMERICAN MALE	27,901		27,901
CHICAGO COMMUNICATIONS LLC	FEMALE MAJORITY	1,761	25,845	27,605
MILHOUSE ENGINEERING AND CONSTRUCTION INC	AFRICAN AMERICAN MALE	19,364	8,232	27,596
MATRIX ENGINEERING CORPORATION	AFRICAN AMERICAN MALE	20,998	6,574	27,572
WANG ENGINEERNG INC	ASIAN AMERICAN MALE	8,395	18,737	27,132
OBAMA ENERGY CORPORATION	AFRICAN AMERICAN MALE		27,089	27,089
LEAD IT CORPORATION	ASIAN AMERICAN FEMALE		26,880	26,880
STEARNJOGLEKAR LTD	ASIAN AMERICAN MALE	9,806	16,806	26,612
DUST EM CLEAN MAINTENANCE COMPANY INC	AFRICAN AMERICAN FEMALE		26,443	26,443
LSL INDUSTRIES INCORPORATED	ASIAN AMERICAN MALE	26,423		26,423
HELSELEPPERSON ELECTRICAL INC	FEMALE MAJORITY	26,189		26,189
QUANTUM CROSSINGS LLC	HISPANIC AMERICAN MALE	19,000	6,770	25,770
MIDDLETON CONSTRUCTION CONSULTING OF ILLINOIS LLC	DISABLED/SHELTERED/REHABILITATION		25,300	25,300
CALUMET DECORATING SERVICE INC	FEMALE MAJORITY	24,440	785	25,225
TERRA ENGINEERING LTD	FEMALE MAJORITY	2,715	21,594	24,309

FY17 Q2 MAFBE SPEND BY VENDOR
 July 1, 2016 through December 31, 2016

VENDOR NAME	Minority-Category	FY17 Q1 (Through 9/30/2016)	FY17 Q2 (Through 12/31/2016)	FY17 (Through 12/31/2016)
FUHRMANN ENGINEERING INC	FEMALE MAJORITY	4,404	19,329	23,734
HYGIENEERING INC	FEMALE MAJORITY	20,000	2,869	22,869
MEP INFRASTRUCTURE SOLUTIONS INCORPORATED	HISPANIC AMERICAN MALE	14,157	8,500	22,657
ACACIA FINANCIAL GROUP INC	FEMALE MAJORITY	15,000	7,500	22,500
PUGH JONES AND JOHNSON PC	AFRICAN AMERICAN MALE	8,531	12,867	21,398
POOL ADMINISTRATORS INCORPORATED	FEMALE MAJORITY	7,834	13,150	20,984
SEICO INC	DISABLED/SHELTERED/REHABILITATION	3,702	17,167	20,869
RJS CONSTRUCTORS INC	FEMALE MAJORITY	19,008	1,282	20,290
TECNICA ENVIRONMENTAL SERVICES INC	HISPANIC AMERICAN MALE		19,602	19,602
MYLEER CORPORATION	AFRICAN AMERICAN FEMALE	11,632	7,885	19,517
NURSE AGENCY	FEMALE MAJORITY	19,375		19,375
NOVAREST INC	FEMALE MAJORITY		18,659	18,659
TOLTECH PLUMBING CONTRACTORS LLC	HISPANIC AMERICAN FEMALE	15,806	2,759	18,565
OCCUPATIONAL TRAINING AND SUPPLY INC	FEMALE MAJORITY	9,947	8,549	18,496
VEYA INC	AFRICAN AMERICAN MALE	11,957	6,480	18,437
A PRO EXECS LLC	AFRICAN AMERICAN FEMALE	12,370	5,639	18,008
WE'RE CLEANING INC	AFRICAN AMERICAN FEMALE	9,478	8,169	17,646
PROGRESSIVE INDUSTRIES INC	FEMALE MAJORITY	7,745	9,768	17,513
WEBB ENGINEERING SERVICES INC	AFRICAN AMERICAN MALE	9,106	8,253	17,359
VIVA USA INCORPORATED	ASIAN AMERICAN FEMALE		17,026	17,026
GO PROMOTIONS INC	FEMALE MAJORITY	14,200	2,484	16,684
MULTI PRODUCTS DISTRIBUTION INC	HISPANIC AMERICAN FEMALE	16,189		16,189
GREENE AND LETTS	AFRICAN AMERICAN FEMALE	13,941	1,968	15,909
ALARIS GROUP INCORPORATED	FEMALE MAJORITY	11,352	4,373	15,725
VIXEN CONSTRUCTION INCORPORATED	FEMALE MAJORITY		15,689	15,689
CABLE COMMUNICATIONS	FEMALE MAJORITY	14,918		14,918
YOUR PARTNER PROMOTIONS INC	FEMALE MAJORITY	13,453	773	14,225
CAROL NAUGHTON AND ASSOCIATES INCORPORATED	FEMALE MAJORITY	2,966	11,016	13,981
HARDEN GROUP INC/CARIBBEAN GRILL/CG SIGNATURE EVENTS CTRNG	AFRICAN AMERICAN MALE	12,193	1,371	13,564
JORDAN MEDICAL CONSULTANTS/JORDAN SEARCH CONSULTANTS LLC	FEMALE MAJORITY	3,000	10,500	13,500
MIDWEST MOVING AND STORAGE INC	HISPANIC AMERICAN MALE	3,718	9,767	13,485
PYRO INDUSTRIAL SERVICES INCORPORATED	FEMALE MAJORITY	13,203		13,203
DEN CONSTRUCTION MANAGEMENT LLC DBA DENCO	HISPANIC AMERICAN MALE	7,674	4,902	12,576
PARAGON PIPECOVERERS INC	FEMALE MAJORITY		12,375	12,375
BEST TECHNOLOGY SYSTEMS INC	ASIAN AMERICAN MALE	12,335		12,335
RW COLLINS CO	FEMALE MAJORITY	12,328		12,328
BRAILSFORD AND DUNLAVEY INCORPORATED	AFRICAN AMERICAN MALE	12,250		12,250
RHL INSULATION FIRESTOPPING INC	FEMALE MAJORITY	8,588	3,525	12,113
BETON CONSTRUCTION CO	FEMALE MAJORITY	11,991		11,991
ENCORE UNLIMITED LLC	FEMALE MAJORITY	4,918	6,893	11,811
YAGLA ENGINEERING SERVICES INC	FEMALE MAJORITY	8,121	3,582	11,703
EMM ELECTRIC INC/MORAN ELECTRICAL CONTRACTING	FEMALE MAJORITY	10,990		10,990
NAK MAN CORP	ASIAN AMERICAN MALE	4,699	6,267	10,966
SDA CONSULTING INC	AFRICAN AMERICAN FEMALE		10,949	10,949
CARNOW CONIBEAR ASSOC LTD	FEMALE MAJORITY	10,900		10,900
ONYX ARCHITECTURAL SERVICES INC	AFRICAN AMERICAN MALE		10,800	10,800
LOESCHER HEATING AND AIR CONDITIONING	FEMALE MAJORITY		10,553	10,553
COMMERCIAL CLEANING CONSULTANTS INC	FEMALE MAJORITY	10,475		10,475
SANCHEZ AND DANIELS AND HOFFMAN LLP	HISPANIC AMERICAN MALE	4,243	6,020	10,263
DAS CONSULTING SERVICES LLC	ASIAN AMERICAN FEMALE	11,853		11,853
A LUCAS SONS STEEL	FEMALE MAJORITY	7,049	2,977	10,026
MCDONOUGHWHITLOW PC	FEMALE MAJORITY	8,003	1,800	9,803
MOODY NOLAN INCORPORATED	AFRICAN AMERICAN MALE	9,784		9,784
MICHEL CONCRETE CONSTRUCTION INC	FEMALE MAJORITY	9,293		9,293
DLV PRINTING SERVICE INCORPORATED	AFRICAN AMERICAN FEMALE	9,234		9,234
EXPRESS ELECTRIC SUPPLY	AFRICAN AMERICAN MALE		9,000	9,000
THINK AND ASSOCIATES INCORPORATED/THINKINC	FEMALE MAJORITY	9,000		9,000
EVERLIGHTS INCORPORATED	FEMALE MAJORITY	7,727	1,178	8,904
PHIL STEFANI SIGNATURE EVENTS	FEMALE MAJORITY	8,644		8,644
MILLER BUILDING GROUP	AFRICAN AMERICAN MALE	8,640		8,640
GERALEX INC	HISPANIC AMERICAN FEMALE	8,365		8,365
COTTER CONSULTING INC	FEMALE MAJORITY	3,961	4,339	8,300
BRIDGEWAY INCORPORATED	DISABLED/SHELTERED/REHABILITATION		8,146	8,146
AC GENTROL INCORPORATED	ASIAN AMERICAN MALE		7,774	7,774
KOI COMPUTERS INCORPORATED	ASIAN AMERICAN FEMALE	7,755		7,755
MID WEST INSTITUTIONAL FOOD DISTRIBUTORS INC/MIDWEST FOODS	FEMALE MAJORITY	441	7,257	7,698
GARZA KARHOFF ENGINEERING LLC	HISPANIC AMERICAN FEMALE		7,524	7,524
ONYX COMMUNITY SOLUTIONS LLC	AFRICAN AMERICAN MALE	7,500		7,500
ROGARDS OFFICE PRODU	FEMALE MAJORITY	6,155	809	6,965
CENTRAL ILLINOIS HSSINC	FEMALE MAJORITY	6,775		6,775
SANCHEZ PAVING COMPANY INC	HISPANIC AMERICAN MALE	6,680		6,680
ASHLAUR CONSTRUCTION INC	AFRICAN AMERICAN MALE	6,320		6,320
PRODUCTION DISTRIBUTION COMPANIES	AFRICAN AMERICAN MALE	631	5,688	6,319

FY17 Q2 MAFBE SPEND BY VENDOR
July 1, 2016 through December 31, 2016

VENDOR NAME	Minority-Category	FY17 Q1 (Through 9/30/2016)	FY17 Q2 (Through 12/31/2016)	FY17 (Through 12/31/2016)
ACCURATE BIOMETRICS INCORPORATED	FEMALE MAJORITY	1,555	4,583	6,138
ADAMS PAINTING COMPANY	AFRICAN AMERICAN MALE	3,981	2,114	6,095
WINDY CITY MAINTENANCE INC	HISPANIC AMERICAN MALE	5,882		5,882
QUERCUS CONSULTING INC	FEMALE MAJORITY	5,833		5,833
TABITHA VENTURES INC	AFRICAN AMERICAN MALE	5,601		5,601
LIMERED STUDIO INCORPORATED	FEMALE MAJORITY	2,428	3,019	5,447
MAESTROS VENTURES LLC	HISPANIC AMERICAN MALE		5,333	5,333
LINJEN PROMOTIONS INC	FEMALE MAJORITY	2,894	2,345	5,239
PANIAGUA GROUP INC	HISPANIC AMERICAN MALE		5,099	5,099
POWER ONE SUPPLY INC	AFRICAN AMERICAN MALE	4,965		4,965
INTERNATIONAL TEST BALANCE INC	FEMALE MAJORITY	4,800		4,800
ROYAL CRANE SERVICE INCORPORATED	HISPANIC AMERICAN MALE	4,625		4,625
EXTENDED HOME LIVING SERVICES INCORPORATED	FEMALE MAJORITY	4,550		4,550
BOSWELL BUILDING CONTRACTORS INC	FEMALE MAJORITY		4,500	4,500
ACTION BAG COMPANY	FEMALE MAJORITY	1,850	2,627	4,477
JOHNSON LASKY KINDELIN ARCHITECTS	FEMALE MAJORITY	4,335		4,335
FULL CANVAS HEATING AND AIR CONDITIONING	AFRICAN AMERICAN MALE	4,279		4,279
BCE INC	ASIAN AMERICAN MALE	4,247		4,247
CHEMCO INDUSTRIES INC	ASIAN AMERICAN MALE	3,447	724	4,171
CONSTRUCTION CAD SOLUTIONS	AFRICAN AMERICAN MALE	4,164		4,164
SIEBERT CONSTRUCTION MILLWORK INC	FEMALE MAJORITY		4,050	4,050
HILLCO DISTRIBUTING	FEMALE MAJORITY	4,041		4,041
AUDREY J WEINSTEIN DBA A WEINSTEIN AND ASSOCIATES	FEMALE MAJORITY	2,737	1,275	4,012
REFLECTION WINDOW COMPANY LLC	HISPANIC AMERICAN MALE		4,000	4,000
NAVARETTE INDUSTRIES	HISPANIC AMERICAN MALE	3,882		3,882
EQUIPMENT INTERNATIONAL LTD	FEMALE MAJORITY	498	3,162	3,660
PHOENIX BUSINESS SOLUTIONS LLC	FEMALE MAJORITY	3,484		3,484
PERFORMANCE MECHANICAL CONTRACTORS INC	FEMALE MAJORITY	2,324	1,023	3,347
JM POLCURR INC	HISPANIC AMERICAN MALE		3,321	3,321
CYLA DESIGN ASSOCIATES INC	FEMALE MAJORITY	1,860	1,248	3,108
MIND YOUR MANNERS/WILLIAM EVERETT GROUP	AFRICAN AMERICAN FEMALE	3,000		3,000
CRYSTAL CHEM INCORPORATED	ASIAN AMERICAN FEMALE	1,165	1,675	2,840
D L V PRINTING SERVICE	AFRICAN AMERICAN FEMALE	2,774		2,774
RD MCMILLEN ENTERPRISES INCORPORATED	FEMALE MAJORITY	1,658	1,110	2,768
STILES OFFICE SOLUTIONS INC	FEMALE MAJORITY	2,600		2,600
HI TEK ENVIRONMENTAL INC/STAT ANALYSIS CORP	ASIAN AMERICAN MALE	1,525	1,000	2,525
MULTILINGUAL CONNECTIONS LLC	FEMALE MAJORITY		2,411	2,411
HUGH LIGHTING DESIGN LLC	ASIAN AMERICAN MALE	1,555	784	2,339
ANZY SUPPLY INC	FEMALE MAJORITY	2,331		2,331
AUTOMATIC DOORS INC	FEMALE MAJORITY	1,913		1,913
COMMUNITY SUPPORT SYSTEMS	DISABLED/SHELTERED/REHABILITATION		1,890	1,890
AMMONS TRANSPORATATION SERVICES INC	AFRICAN AMERICAN MALE	1,865		1,865
ELIZABETH A BLANKENSHIP DBA BPI TESTING LLC	FEMALE MAJORITY		1,800	1,800
SINGH AND ASSOCIATES INC	ASIAN AMERICAN MALE	1,800		1,800
STRUCTURE DESIGNS INC	AFRICAN AMERICAN MALE		1,764	1,764
HJKESSLER ASSOCIATES INC	FEMALE MAJORITY	1,738		1,738
MASSIE MASSIE ASSOCIATES INC	FEMALE MAJORITY	1,616		1,616
DIRECTIONS UNLIMITED INC/PROMOPARTNERS	FEMALE MAJORITY		1,611	1,611
IYA FOODS LLC	AFRICAN AMERICAN FEMALE		1,599	1,599
RINGOLD FINANCIAL MANAGEMENT SERVICES INC	AFRICAN AMERICAN FEMALE	1,500		1,500
DATA MEDIA PRODUCTS INC	FEMALE MAJORITY	1,488		1,488
LESTER AND ROSALIE ANIXTER CENTER	DISABLED/SHELTERED/REHABILITATION		1,440	1,440
SOUTHWEST SPRING INC	FEMALE MAJORITY		1,394	1,394
UCP LAND OF LINCOLN	DISABLED/SHELTERED/REHABILITATION		1,322	1,322
GRACE ENTERPRISES INC/GRACE PRINTING AND MAILING	ASIAN AMERICAN MALE	215	1,095	1,310
LATINO EXPRESS INC	HISPANIC AMERICAN MALE	1,300		1,300
RICHARDS GRAPHIC COMMUNICATIONS INC	FEMALE MAJORITY		1,295	1,295
STUDIO GANG ARCHITECTS	FEMALE MAJORITY	1,185		1,185
MEDICAL EXPRESS AMBULANCE SERVICE INCORPORATED	FEMALE MAJORITY	1,149	35	1,184
D AND B CONSTRUCTION	AFRICAN AMERICAN MALE		1,120	1,120
GRANT LAW LLC	AFRICAN AMERICAN MALE	391	696	1,087
LASER INNOVATIONS INC	DISABLED/SHELTERED/REHABILITATION	628	448	1,076
GSG MATERIAL TESTING INC	HISPANIC AMERICAN MALE	1,020		1,020
SITE DESIGN GROUP LTD	ASIAN AMERICAN MALE	1,000		1,000
SUMMER ALEXANDER RESEARCH INC	AFRICAN AMERICAN FEMALE		1,000	1,000
BOEMAN DESIGN LLC	FEMALE MAJORITY	900		900
NASAW DOUGLASS AND ASSOC LTD/MCFARLANE DOUGLASS AND COMPAN	HISPANIC AMERICAN MALE	894		894
BLUE CAB CO	FEMALE MAJORITY	871		871
GLOBE MEDICAL SURGICAL SUPPLY	ASIAN AMERICAN MALE		822	822
IMPRESS PRINTING AND DESIGN	HISPANIC AMERICAN MALE	790		790
LAKE SHORE BUSINESS FORMS CO	FEMALE MAJORITY	677		677
GREENWOOD INC/SUNSET FUNERAL HOME	FEMALE MAJORITY	541		541
STITCH ME LLC	AFRICAN AMERICAN FEMALE		500	500

FY17 Q2 MAFBE SPEND BY VENDOR
 July 1, 2016 through December 31, 2016

VENDOR NAME	Minority-Category	FY17 Q1 (Through 9/30/2016)	FY17 Q2 (Through 12/31/2016)	FY17 (Through 12/31/2016)
ARROW MESSENGER SERVICE INC	FEMALE MAJORITY	473		473
PROTYPE PRINTING INCORPORATED	FEMALE MAJORITY	220	240	460
TETRA MEDICAL SUPPLY CORP	FEMALE MAJORITY	330	123	453
HANSON INFORMATION SYSTEMS INCORPORATED	FEMALE MAJORITY	210	204	414
TORRES CONSTRUCTION INC	HISPANIC AMERICAN MALE	412		412
LIL'S LOW CARB INC/LIL'S DIETARY SPECIALTY SHOP	FEMALE MAJORITY		384	384
OMAR MEDICAL SUPPLIES INCORPORATED	AFRICAN AMERICAN MALE		374	374
JANSCO INC	FEMALE MAJORITY	333		333
LEE'S FOODSERVICE PARTS AND REPAIRS INC	DISABLED/SHELTERED/REHABILITATION		294	294
TULSA POWER SERVICE INCORPORATED	FEMALE MAJORITY	245		245
EFFICIENCY REPORTING	FEMALE MAJORITY		240	240
NOVANIS IT SOLUTIONS	ASIAN AMERICAN MALE	225		225
CITY WIDE FIRE PROTECTION SERVICES COMPANY	FEMALE MAJORITY	166		166
HH OFFICE INCORPORATED/ROGARDS OFFICE PLUS	FEMALE MAJORITY		78	78
HARRIS ICE CO	AFRICAN AMERICAN MALE	63		63
ALL AMERICAN PAPER COMPANY	FEMALE MAJORITY	48		48
RENARD LIMITED LLC/SHRED AUTHORITY	AFRICAN AMERICAN MALE	25		25
TOTAL		20,990,314	15,015,798	36,006,111