

Reported to the Board of Trustees
March 16, 2016

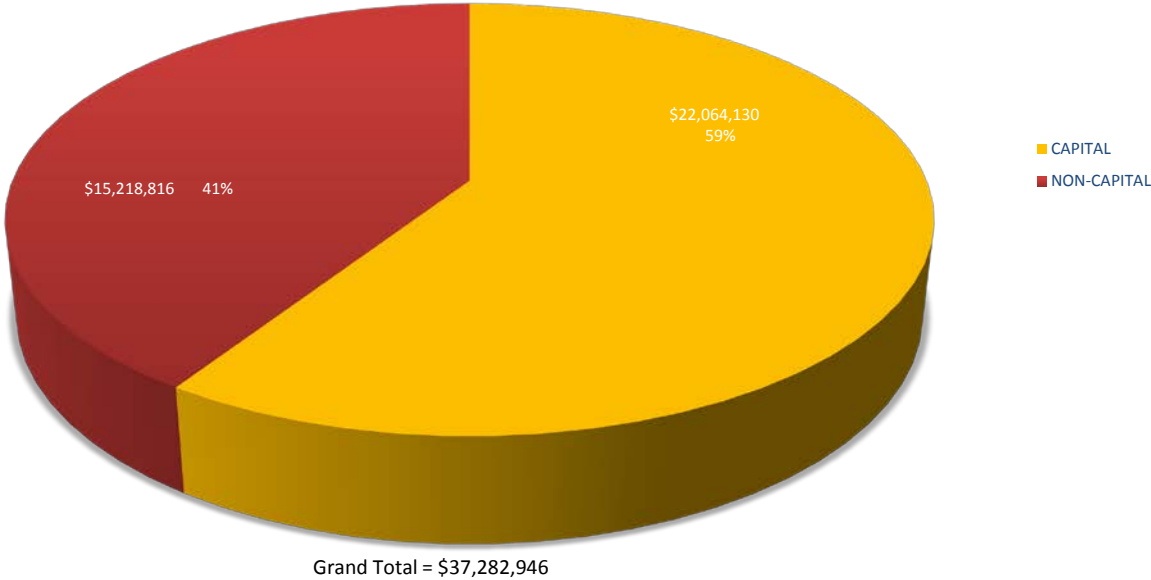
Board Meeting
March 16, 2016

MAFBE Report to the Board of Trustees

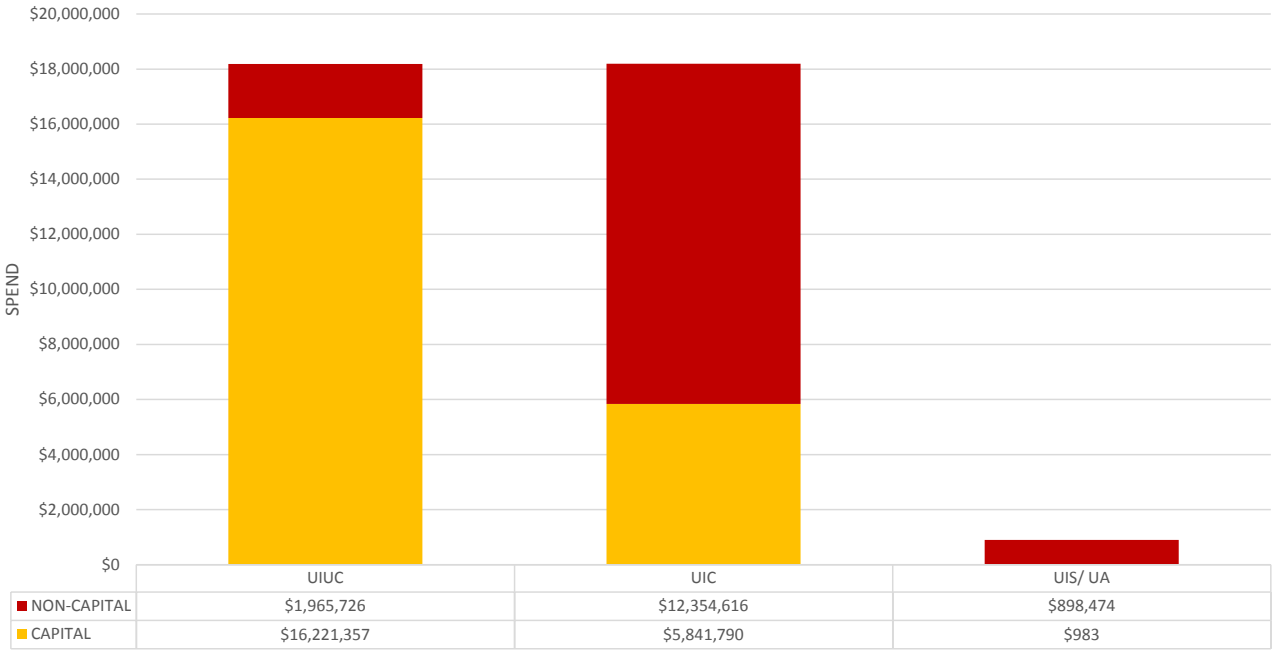
University of Illinois

Attached is a report that responds to the Board of Trustees' request for periodic information on MAFBE expenditures. The report lists expenditures by MAFBE vendor for the period of July 1, 2015 through December 31, 2015. The data are summarized in the first chart for capital and non-capital MAFBE expenditures in total, by campus and by category. The second chart lists total expenditures for the reporting period by MAFBE vendor.

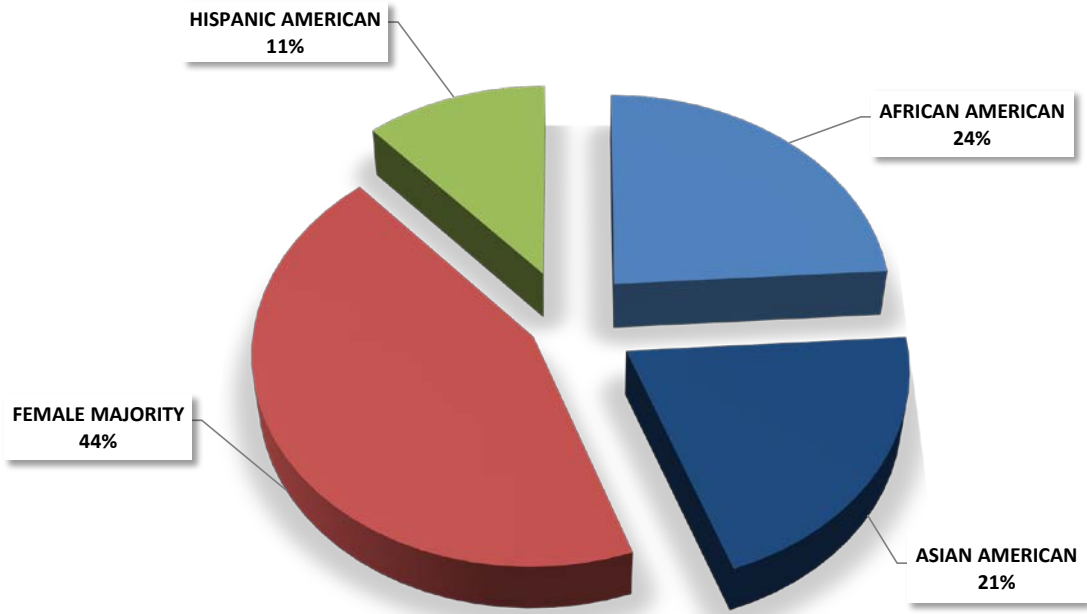
FY16 Capital & Non-Capital MAFBE Expenditures (Through 12/31/2015)



FY16 Capital & Non-Capital MAFBE Expenditures by Campus (Through 12/31/2015)



FY16Q2 MAFBE Expenditures Category (Through 12/31/2015)



FY16 Q2 MAFBE SPEND BY VENDOR
July 1, 2015 through December 31, 2015

VENDOR NAME	Minority-Category	FY16 Q1 (Through 9/30/2015)	FY16 Q2 (Through 12/31/2015)	FY16 (Through 12/31/2015)
APEX HEALTHCARE INC	ASIAN AMERICAN MALE	1,137,979	1,452,502	2,590,481
THE CHICAGO LIGHTHOUSE	DISABLED/SHELTERED/REHABILITATION	681,192	1,420,787	2,101,979
MECCOR INDUSTRIES LTD	ASIAN AMERICAN MALE	1,109,395	802,266	1,911,662
INTEGRATING GREEN TECHNOLOGIES INC	AFRICAN AMERICAN MALE	856,920	1,040,570	1,897,490
PRECISION BUILDERS AND ASSOCIATES INC	FEMALE MAJORITY	928,785	769,158	1,697,944
J MAC ASSOCIATES LTD	FEMALE MAJORITY	980,386	346,647	1,327,033
MATRIX INTEGRATION LLC	FEMALE MAJORITY	555,342	605,998	1,161,340
LCM ARCHITECTS LLC	DISABLED/SHELTERED/REHABILITATION	388,362	726,645	1,115,007
SUPPLIED INDUSTRIAL SOLUTIONS INC	AFRICAN AMERICAN MALE	865,626	221,951	1,087,576
ORDAZ CONSTRUCTION AND SUPPLY INC	HISPANIC AMERICAN FEMALE	399,882	393,107	792,989
PUGH JONES AND JOHNSON PC	AFRICAN AMERICAN MALE	677,935	58,415	736,350
BAILEY EDWARD DESIGN INC	FEMALE MAJORITY	350,595	358,859	709,454
JRH ENTERPRISES INC	FEMALE MAJORITY	29,865	622,097	651,961
STUDIO V DESIGN	ASIAN AMERICAN FEMALE	110,086	516,198	626,284
MLN ENTERPRISE	FEMALE MAJORITY	464,111	148,500	612,611
SMART ELEVATORS CO	FEMALE MAJORITY	280,075	303,838	583,913
GORDON ELECTRIC SUPPLY	FEMALE MAJORITY	451,323	130,126	581,448
OLD VETERAN CONSTRUCTION INC	HISPANIC AMERICAN MALE	523,175	30,077	553,252
NEW BEGINNINGS CONTRACTORS INC	AFRICAN AMERICAN MALE	109,389	356,022	465,412
JP EXCAVATING AND TRUCKING	AFRICAN AMERICAN FEMALE	224,915	214,133	439,047
BETHALTO GLASS INC	FEMALE MAJORITY	377,820	35,100	412,920
ANDERSON AND SHAH ROOFING INC	ASIAN AMERICAN MALE	393,961	12,600	406,561
MCGUIRE IGLESKI AND ASSOC INC	FEMALE MAJORITY	148,785	244,794	393,579
COMMERCIAL FLOOR COVERING INC	FEMALE MAJORITY	228,033	159,633	387,666
PREMIER STAFFING SOURCE INC	AFRICAN AMERICAN FEMALE	162,751	194,980	357,732
NATIONAL PAINTING INC	FEMALE MAJORITY	149,931	206,604	356,535
ROSS BARNEY ARCHITECTS INC	FEMALE MAJORITY	344,203		344,203
FICEK ELECTRIC AND COMMUNICATION SYSTEMS INC	FEMALE MAJORITY	102,219	218,975	321,194
NES INC	HISPANIC AMERICAN MALE	296,010	11,475	307,485
KRUTS ELECTRIC INC	FEMALE MAJORITY	173,759	130,115	303,874
BAUER LATOZA STUDIO	HISPANIC AMERICAN MALE	98,553	201,339	299,892
SPEEDY GONZALEZ LANDSCAPING INC (SGL)	HISPANIC AMERICAN MALE	294,558		294,558
CENTRAL ILLINOIS HSSINC	FEMALE MAJORITY	195,877	94,409	290,286
RUBINOS AND MESIA ENGINEERS INC	ASIAN AMERICAN MALE	114,353	170,808	285,161
ARDMORE ASSOCIATES LLC	AFRICAN AMERICAN FEMALE	153,626	110,666	264,292
INTERNATIONAL QUALITY	AFRICAN AMERICAN FEMALE		263,869	263,869
SHAWN BROWN ENTERPRISES INC	AFRICAN AMERICAN MALE	190,584	70,527	261,110
ROBERT L MILLER AND ASSOCIATES INC	AFRICAN AMERICAN MALE	151,175	83,605	234,780
REAL DESIGNS INC	FEMALE MAJORITY	217,220	9,081	226,300
AMERICAN SURVEYING AND ENGINEERI	HISPANIC AMERICAN MALE	10,130	213,518	223,648
ON THE JOB CONSULTING INC	FEMALE MAJORITY	99,156	113,921	213,077
RADA ARCHITECTS LTD	FEMALE MAJORITY	108,646	99,946	208,592
SUPERIOR FLOOR COVERING INC	FEMALE MAJORITY	179,480	24,120	203,600
GLASS DEPOT INC	AFRICAN AMERICAN FEMALE	199,359		199,359
CONSTRUCTION SPECIALTIES AND SERVICES (CSSCO)	ASIAN AMERICAN MALE	140,947	52,630	193,577
COOK FASSER ASSOCIATES INC	FEMALE MAJORITY	158,152	34,163	192,315
Q C ENTERPRISES INC	FEMALE MAJORITY	92,738	96,803	189,541
THE ARCHITECTS ENTERPRISE LTD	AFRICAN AMERICAN MALE	95,526	91,220	186,746
VALOR TECHNOLOGIES INCORPORATED	HISPANIC AMERICAN MALE	104,361	65,645	170,005
ANDERSON LOCK CO	FEMALE MAJORITY	50,059	116,065	166,124
JSR ENTERPRISES INC	AFRICAN AMERICAN FEMALE	39,916	113,052	152,968
PACE SYSTEMS INC	ASIAN AMERICAN MALE	87,263	61,111	148,374
THE THRESHOLDS	DISABLED/SHELTERED/REHABILITATION	37,795	107,069	144,864
ILLINI SUPPLY INC	FEMALE MAJORITY	136	139,350	139,486
F J ROBINSON'S CONTRACTING	AFRICAN AMERICAN MALE	49,515	83,559	133,074
CORPORATE TRAVEL PLANNERS INC	FEMALE MAJORITY	123,822	1,200	125,022
ENVIRONMENTAL DESIGN INTERNATIONAL INC	AFRICAN AMERICAN FEMALE	41,416	79,429	120,845
VIXEN CONSTRUCTION INC	FEMALE MAJORITY	119,831		119,831
PREMIER INSULATION LLC	FEMALE MAJORITY	105,766	13,617	119,384
AUTUMN CONSTRUCTION SERVICES INC	FEMALE MAJORITY	58,853	58,911	117,764

FY16 Q2 MAFBE SPEND BY VENDOR
July 1, 2015 through December 31, 2015

VENDOR NAME	Minority-Category	FY16 Q1 (Through 9/30/2015)	FY16 Q2 (Through 12/31/2015)	FY16 (Through 12/31/2015)
CSI 3000	HISPANIC AMERICAN MALE	110,450		110,450
CT MECHANICAL	FEMALE MAJORITY	61,851	47,925	109,776
LIMERED STUDIO	FEMALE MAJORITY	32,894	76,244	109,138
DOYLE AND ASSOCIATES	FEMALE MAJORITY		103,228	103,228
ALTUSWORKS INC	FEMALE MAJORITY	39,081	64,034	103,115
BOWA GROUP INC	AFRICAN AMERICAN MALE		102,843	102,843
CAD CONSTRUCTION INC	FEMALE MAJORITY	48,451	54,367	102,818
CCS INTERNATIONAL INC	ASIAN AMERICAN MALE	47,765	54,900	102,665
TOLTECH PLUMBING CONTRACTORS LLC	HISPANIC AMERICAN FEMALE	70,152	29,791	99,943
LIVEWIRE ELECTRICAL SYSTEMS IN	AFRICAN AMERICAN MALE	58,845	40,718	99,564
ROYAL CRANE SERVICE INC	HISPANIC AMERICAN MALE	91,204	4,500	95,704
A LUCAS AND SONS STEEL	FEMALE MAJORITY	95,556		95,556
MARTINEZ FROGS INC	HISPANIC AMERICAN MALE	83,700	9,300	93,000
MONTERREY SECURITY CONSULTANTS	HISPANIC AMERICAN MALE		92,310	92,310
EKLA CORPORATION	ASIAN AMERICAN FEMALE	20,114	72,074	92,187
SNTIAL TECHNOLOGIES INC	ASIAN AMERICAN MALE	41,685	47,400	89,085
MATRIX ENGINEERING CORPORATION	AFRICAN AMERICAN MALE	11,079	74,203	85,281
ALRON ELECTRIC INC	FEMALE MAJORITY	53,478	29,918	83,396
BETON CONSTRUCTION CO	FEMALE MAJORITY	82,350		82,350
CJ DISTRIBUTION INC	FEMALE MAJORITY	78,027	3,000	81,027
PHD SERVICES LLC	FEMALE MAJORITY	52,513	28,490	81,003
PRAIRIE RESTORATIONS INC	FEMALE MAJORITY	74,145	5,374	79,519
MARKET CONTRACTING SERVICES INC	HISPANIC AMERICAN MALE	69,710	9,262	78,972
ABSOLUTE MASONRY INC	AFRICAN AMERICAN MALE	71,982	5,743	77,725
DYNAMIX ENGINEERING LTD	AFRICAN AMERICAN MALE	13,463	63,425	76,888
PRIMERA ENGINEERS LTD	HISPANIC AMERICAN MALE	6,271	69,138	75,409
MIDWAY CONTRACTING GROUP LLC	HISPANIC AMERICAN MALE	53,695	21,543	75,238
STOCKS BUSINESS FURNITURE INC	FEMALE MAJORITY	23,244	47,601	70,846
JOSAM ACQUISITIONS LLC	FEMALE MAJORITY	23,434	46,393	69,826
PROFESSIONAL DYNAMIC NETWORK I	AFRICAN AMERICAN MALE	21,043	45,319	66,363
DEVELOPMENTAL SERVICES CENTER	DISABLED/SHELTERED/REHABILITATION	28,916	36,339	65,255
NESTBUILDERS INC DBA: DBHMS	HISPANIC AMERICAN MALE	60,479	2,645	63,124
A PRO EXECS LLC	AFRICAN AMERICAN FEMALE	23,556	39,449	63,005
ENVIRONMENTAL SYSTEMS DESIGN INC	ASIAN AMERICAN MALE	54,960	7,830	62,790
SHEN MILSOM AND WILKE LLC	ASIAN AMERICAN MALE	40,303	21,861	62,164
HOPGOOD PAINTING	AFRICAN AMERICAN MALE	39,269	20,105	59,374
TRC WORLDWIDE ENGINEERING INC	ASIAN AMERICAN MALE	34,764	24,157	58,920
PRODUCTION DISTRIBUTION CO	AFRICAN AMERICAN MALE	4,019	52,809	56,828
LOESCHER HEATING AND AIR CONDITIONING	FEMALE MAJORITY	27,523	29,219	56,742
BELLA BAGNO INC	FEMALE MAJORITY	32,224	21,878	54,102
GARTH BUILDING PRODUCTS AND SERVICES	AFRICAN AMERICAN FEMALE	52,387		52,387
SUNRISE HITEK GROUP LLC	ASIAN AMERICAN MALE	30,154	20,636	50,790
EL VALOR CORPORATION	DISABLED/SHELTERED/REHABILITATION	36,750	12,250	49,000
DEN CONSTRUCTION MANAGEMENT LLC DBA DENCO	HISPANIC AMERICAN MALE	20,637	28,269	48,906
H AND P CONTRACTOR INC	HISPANIC AMERICAN MALE	44,379	4,335	48,714
ROY KEITH ELECTRIC COMPANY	FEMALE MAJORITY	19,337	26,550	45,887
POOL ADMINISTRATORS INC	FEMALE MAJORITY	24,522	21,135	45,657
PRECISION FLOOR AND TILE INC	FEMALE MAJORITY	45,420		45,420
AMAZING EDIBLES LTD	HISPANIC AMERICAN FEMALE	15,953	29,043	44,996
PEDIATRIC INTERACTIONS INC	FEMALE MAJORITY		44,975	44,975
TABITHA VENTURES INC	AFRICAN AMERICAN MALE	19,070	24,073	43,143
CUSHING AND COMPANY	FEMALE MAJORITY		43,095	43,095
TAC CONSTRUCTION COMPANY	FEMALE MAJORITY	38,700	3,525	42,225
GREAT LAKES METALS CORP	FEMALE MAJORITY	40,922		40,922
BRUSH ARCHITECTS LLC	FEMALE MAJORITY	27,521	13,311	40,832
MILHOUSE ENGINEERING AND CONSTRU	AFRICAN AMERICAN MALE	40,747		40,747
CHRISTY WEBBER AND COMPANY	FEMALE MAJORITY	40,677		40,677
THE ALARIS GROUP	FEMALE MAJORITY	20,421	19,440	39,862
GLOBAL WATER TECHNOLOGY INC	HISPANIC AMERICAN FEMALE	9,431	28,904	38,335
DEKAYO CORPORATION	HISPANIC AMERICAN MALE		37,541	37,541

FY16 Q2 MAFBE SPEND BY VENDOR
July 1, 2015 through December 31, 2015

VENDOR NAME	Minority-Category	FY16 Q1 (Through 9/30/2015)	FY16 Q2 (Through 12/31/2015)	FY16 (Through 12/31/2015)
M AND G GRAPHICS INC	FEMALE MAJORITY	6,267	30,395	36,663
ELETE CONSTRUCTION AND ENVIRON	AFRICAN AMERICAN MALE	24,041	12,363	36,404
FORWARD SPACE	FEMALE MAJORITY		36,251	36,251
TRACIE FOLTZ	FEMALE MAJORITY		36,249	36,249
COTTER CONSULTING INC	FEMALE MAJORITY	18,634	17,435	36,069
MID WEST MOVING AND STORAGE INC	HISPANIC AMERICAN MALE	12,870	23,035	35,905
DAVID MASON AND ASSOCIATES OF ILLINOIS LTD	AFRICAN AMERICAN MALE	9,042	26,610	35,652
GO PROMOTIONS INC	FEMALE MAJORITY	10,833	24,789	35,622
JOHNSON LASKY KINDELIN	FEMALE MAJORITY		35,560	35,560
MILLER BUILDING GROUP	AFRICAN AMERICAN MALE	35,518		35,518
RJS CONSTRUCTORS INC	FEMALE MAJORITY		35,425	35,425
WBF CONSTRUCTION INC	AFRICAN AMERICAN MALE	34,790		34,790
ECOLOGICAL SPECIALISTS INC	FEMALE MAJORITY	25,400	8,467	33,866
SANCHEZ PAVING COMPANY INC	HISPANIC AMERICAN MALE	33,300		33,300
DYNASTY GROUP INC	ASIAN AMERICAN MALE	29,385	2,970	32,355
STEARN JOGLEKAR LTD	ASIAN AMERICAN MALE	24,881	7,000	31,881
CONSTRUCTION CAD SOLUTIONS	AFRICAN AMERICAN MALE	31,860		31,860
TAYLOR MADE DESIGN INC	AFRICAN AMERICAN MALE	19,319	11,190	30,509
BRIDGEWAY INC	DISABLED/SHELTERED/REHABILITATION	16,771	12,218	28,989
PASCAL ELEVATOR CO	ASIAN AMERICAN MALE	28,958		28,958
JEET INC	FEMALE MAJORITY	23,293	5,595	28,888
NOVAMED INC	ASIAN AMERICAN MALE	15,502	13,113	28,615
ELECTRICAL CONTRACTORS INC	FEMALE MAJORITY	5,317	23,214	28,531
TRI STAR ELECTRIC SUPPLY	AFRICAN AMERICAN MALE		27,958	27,958
MBB ENTERPRISES OF CHICAGO INC	FEMALE MAJORITY	26,757		26,757
RELIABLE ENVIRONMENTAL SOLUTIONS INC	FEMALE MAJORITY	22,539	3,361	25,900
BURKE BURNS AND PINELLI LTD	FEMALE MAJORITY		25,615	25,615
TERRA DEMOLITION	HISPANIC AMERICAN MALE	23,233	2,120	25,353
MZI BUILDING AND SVCS INC	HISPANIC AMERICAN MALE		25,193	25,193
WRF ENGINEERS LLC	FEMALE MAJORITY	17,726	7,466	25,192
KAITLIN A MEIXNER	FEMALE MAJORITY	25,000		25,000
INTER CITY SUPPLY CO INC	AFRICAN AMERICAN FEMALE	13,442	11,134	24,575
UNDERLAND ARCHITECTURAL SYSTEMS INC	FEMALE MAJORITY	22,603	1,530	24,132
KATCO DEVELOPMENT INC	FEMALE MAJORITY	23,684		23,684
BPI TESTING LLC	FEMALE MAJORITY	18,516	4,092	22,608
THE NURSE AGENCY	FEMALE MAJORITY	21,320	798	22,118
ENBEE PAINTING AND DECORATING INC	FEMALE MAJORITY	21,394	530	21,924
YAGLA ENGINEERING SERVICES INC	FEMALE MAJORITY		21,870	21,870
LESTER AND ROSALIE ANIXTER CTR	DISABLED/SHELTERED/REHABILITATION	10,321	11,511	21,832
GSG CONSULTANTS INC	HISPANIC AMERICAN MALE	9,576	12,050	21,626
HUNTER DRYWALL AND TAPING INC	HISPANIC AMERICAN MALE	20,930		20,930
ENCORE UNLIMITED LLC	FEMALE MAJORITY	14,185	6,570	20,755
DESIGN AIR INC	AFRICAN AMERICAN MALE	18,719	989	19,707
UJAMAA CONSTRUCTION INC	AFRICAN AMERICAN MALE	19,675		19,675
STR PARTNERS LLC	ASIAN AMERICAN MALE	19,600		19,600
BLUE COTTAGE CONSULTING	FEMALE MAJORITY	19,089		19,089
RACE AND ASSOCIATES LTD	FEMALE MAJORITY	18,525		18,525
PROGRESSIVE INDUSTRIES INC	FEMALE MAJORITY	4,849	12,862	17,711
IMC CONNECT INC	AFRICAN AMERICAN MALE	16,763		16,763
CYLA DESIGN ASSOCIATES INC	FEMALE MAJORITY	14,591	1,767	16,358
PCS POWER AND COMMUNICATIONS SOLUTIONS INC	HISPANIC AMERICAN MALE	13,383	2,950	16,333
YOUR PARTNER PROMOTIONS	FEMALE MAJORITY		16,239	16,239
NAYYAR AND NAYYAR INTERNATIONAL INC	ASIAN AMERICAN MALE	10,767	4,900	15,667
MORCOM N V INC	AFRICAN AMERICAN MALE	15,423		15,423
MAESTROS VENTURES LLC	HISPANIC AMERICAN MALE	2,008	13,270	15,278
MYLEER CORPORATION	AFRICAN AMERICAN FEMALE	5,299	9,840	15,139
MOODY NOLAN LTD INC	AFRICAN AMERICAN MALE		15,100	15,100
DAS CONSULTING SERVICES LLC	ASIAN AMERICAN FEMALE	7,400	7,630	15,030
NORTHPOINTE RESOURCES INC	DISABLED/SHELTERED/REHABILITATION	12,084	2,938	15,022
HARDIN GEOTECHNOLOGIES INC	FEMALE MAJORITY	14,790		14,790

FY16 Q2 MAFBE SPEND BY VENDOR
July 1, 2015 through December 31, 2015

VENDOR NAME	Minority-Category	FY16 Q1 (Through 9/30/2015)	FY16 Q2 (Through 12/31/2015)	FY16 (Through 12/31/2015)
HYGIENEERING INC	FEMALE MAJORITY		14,302	14,302
NATIONAL HVACDBA NATIONAL INSULATION INC	AFRICAN AMERICAN MALE	13,766		13,766
TERRA ENGINEERING LTD	FEMALE MAJORITY	13,525		13,525
NAK MAN CORPORATION	ASIAN AMERICAN MALE	4,972	8,197	13,169
MILLENNIA PROFESSIONAL SERVICES OF ILLINOIS LTD	ASIAN AMERICAN MALE	6,393	6,393	12,786
HEALTH EDUCATION + RESEARCH ASSOCIATES INC	FEMALE MAJORITY		12,493	12,493
ALL MASONRY CONSTRUCTION INC	HISPANIC AMERICAN MALE	11,745		11,745
BCE INC	ASIAN AMERICAN MALE	11,700		11,700
KOI COMPUTERS INC	ASIAN AMERICAN FEMALE	7,755	3,925	11,680
QUERCUS CONSULTING INC	FEMALE MAJORITY	5,833	5,833	11,666
GREENE AND LETTS	AFRICAN AMERICAN MALE	10,930		10,930
CARNOW CONIBEAR AND ASSOC LTD	FEMALE MAJORITY	6,050	4,660	10,710
MOOSE SPORTS SURFACES LTD	FEMALE MAJORITY	10,280		10,280
ACTIVE ELECTRICAL SUPPLY COMPANY	FEMALE MAJORITY	2,160	8,026	10,186
WEBB ENGINEERING SERVICES INC	AFRICAN AMERICAN MALE	4,136	5,916	10,052
WEINSTEIN AUDREY	FEMALE MAJORITY	3,130	6,242	9,372
CHICAGO COMMUNICATIONS LLC	FEMALE MAJORITY	3,448	5,704	9,151
THINK AND ASSOCIATES INC	FEMALE MAJORITY	9,000		9,000
ACTION BAG CO	FEMALE MAJORITY	5,843	2,838	8,681
ADAMS PAINTING COMPANY	AFRICAN AMERICAN MALE	5,074	3,561	8,635
URBAN WORKS LTD	HISPANIC AMERICAN FEMALE	8,368		8,368
LEE PERFECT TRANSCRIPTION CORP	FEMALE MAJORITY	4,102	4,008	8,110
SOUTHWEST SPRING INC	FEMALE MAJORITY	3,411	4,544	7,955
EXPRESS ELECTRIC SUPPLY	AFRICAN AMERICAN MALE	7,933		7,933
A C GENTROL INC	ASIAN AMERICAN MALE	7,774		7,774
BRAILSFORD AND DUNLAVEY	AFRICAN AMERICAN MALE	3,583	4,077	7,660
HABILITATIVE SYSTEMS INC	DISABLED/SHELTERED/REHABILITATION	3,700	3,800	7,500
ACACIA FINANCIAL GROUP INC	FEMALE MAJORITY		7,500	7,500
MIND YOUR MANNERS	AFRICAN AMERICAN FEMALE		7,500	7,500
UPLAND DESIGN LTD	FEMALE MAJORITY	4,924	2,462	7,386
PANIAGUA GROUP INC	HISPANIC AMERICAN MALE	7,200		7,200
BEAMAN PUBLIC RELATIONS INC	AFRICAN AMERICAN FEMALE	6,950		6,950
HJKESSLER ASSOCIATES INC	FEMALE MAJORITY	3,369	2,978	6,347
POWER ONE SUPPLY INC	AFRICAN AMERICAN MALE		6,127	6,127
BROOK ARCHITECTURE INC	AFRICAN AMERICAN FEMALE		6,011	6,011
ACCURATE BIOMETRICS INC	FEMALE MAJORITY	2,865	2,988	5,853
OCCUPATIONAL TRAINING AND SUPPLY	FEMALE MAJORITY	2,194	3,610	5,805
QUIMEX INC	HISPANIC AMERICAN MALE	2,901	2,583	5,484
ESCARPITA CONSTRUCTION COMPANY INC	HISPANIC AMERICAN MALE		5,402	5,402
WE'RE CLEANING INC	AFRICAN AMERICAN MALE		5,285	5,285
HI TEK ENVIRONMENTAL INC	ASIAN AMERICAN MALE	3,958	1,310	5,268
KATHLEEN O'DONNELL PC	FEMALE MAJORITY	2,027	3,195	5,221
DOOR SPECIALTY COMPANY	FEMALE MAJORITY		5,026	5,026
DATA MEDIA PRODUCTS INC	FEMALE MAJORITY	2,588	2,419	5,007
HUGH LIGHTING DESIGN LLC	ASIAN AMERICAN MALE	2,298	2,587	4,886
MCDONOUGH WHITLOW PC	FEMALE MAJORITY	1,577	2,723	4,300
OMAR MEDICAL SUPPLIES INC	AFRICAN AMERICAN MALE	1,938	2,074	4,012
PROGRESSIVE ELECTRIC INC	FEMALE MAJORITY	3,549		3,549
BOILER INSPECTION SERVICES CO	ASIAN AMERICAN MALE		3,500	3,500
LINCOLNLAND ARCHITECTURAL GRAPHICS INC	FEMALE MAJORITY	2,834	553	3,387
GSG MATERIAL TESTING INC	HISPANIC AMERICAN MALE		3,190	3,190
SEICO INC	DISABLED/SHELTERED/REHABILITATION	1,320	1,521	2,841
PERFORMANCE MECHANICAL CONTRAC	FEMALE MAJORITY	320	2,443	2,763
SANCHEZ DANIELS AND HOFFMAN LLP	HISPANIC AMERICAN MALE		2,718	2,718
ARIES CHARTER TRANSPORTATION I	HISPANIC AMERICAN MALE	896	1,760	2,656
CHEMCO INDUSTRIES	ASIAN AMERICAN MALE		2,645	2,645
RTM DESIGN INC	ASIAN AMERICAN MALE	2,550		2,550
MEP INFRASTRUCTURE SOLUTIONS	HISPANIC AMERICAN MALE	2,500		2,500
MIDWEST MAILING AND SHIPPING SYS	FEMALE MAJORITY	2,490		2,490
W JAMES TAYLOR INC	FEMALE MAJORITY	1,364	978	2,342

FY16 Q2 MAFBE SPEND BY VENDOR
July 1, 2015 through December 31, 2015

VENDOR NAME	Minority-Category	FY16 Q1 (Through 9/30/2015)	FY16 Q2 (Through 12/31/2015)	FY16 (Through 12/31/2015)
EVERLIGHTS INC	FEMALE MAJORITY	2,099		2,099
ANCHOR STAFFING INC	AFRICAN AMERICAN FEMALE		2,055	2,055
DIRECTIONS TRAINING CENTER	ASIAN AMERICAN FEMALE		1,995	1,995
SITE DESIGN GROUP LTD	ASIAN AMERICAN MALE		1,838	1,838
THG FOODS	AFRICAN AMERICAN MALE		1,821	1,821
TAYLOR STUDIOS INC	FEMALE MAJORITY	1,710		1,710
KSID INTERIORS INC	FEMALE MAJORITY		1,638	1,638
RINGOLD FINANCIAL MANAGEMENT S	AFRICAN AMERICAN FEMALE		1,500	1,500
STILES OFFICE SOLUTIONS INC	FEMALE MAJORITY	1,465		1,465
EQUIPMENT INTERNATIONAL LTD	FEMALE MAJORITY	619	694	1,313
RTM AND ASSOCIATES INC	ASIAN AMERICAN MALE		1,205	1,205
FANDI DISTRIBUTORS INC D/B/A FANDT FIRE PROTECTION	HISPANIC AMERICAN MALE		1,125	1,125
GLOBE MEDICAL SURGICAL SUPPLY	ASIAN AMERICAN MALE	822	300	1,121
RICHARDS GRAPHIC COMMUNICATION	FEMALE MAJORITY	1,108		1,108
TETRA MEDICAL SUPPLY CORP	FEMALE MAJORITY	826	202	1,028
ANAGNOS DOOR CO INC	FEMALE MAJORITY		1,000	1,000
LASER INNOVATIONS INC	DISABLED/SHELTERED/REHABILITATION	55	825	880
HANSON INFORMATION SYSTEMS	FEMALE MAJORITY	384	450	834
DOYLE MARGARET M	FEMALE MAJORITY	800		800
PRO TYPE PRINTING INC	FEMALE MAJORITY		740	740
HILTON PUBLISHING INC	AFRICAN AMERICAN MALE	701		701
UNITED CEREBRAL PALSY OF	DISABLED/SHELTERED/REHABILITATION		604	604
PHOENIX BUSINESS SOLUTIONS LLC	FEMALE MAJORITY		572	572
THE HOPE SCHOOL	DISABLED/SHELTERED/REHABILITATION		450	450
ABC DATA ENTRY INC	AFRICAN AMERICAN MALE		406	406
COOMBE BLOXDORF PC	FEMALE MAJORITY		381	381
PRO BIZ PRODUCTS LLC	AFRICAN AMERICAN MALE	367		367
R D MCMILLEN ENTERPRISES INC	FEMALE MAJORITY	92	243	335
OLSON KRISTIN L	FEMALE MAJORITY		320	320
PAGODA ELECTRIC AND CONSTRUCTION INC	AFRICAN AMERICAN MALE		320	320
PERFORMANCE PARTNERS INC	FEMALE MAJORITY		290	290
MEDICAL EXPRESS AMBULANCE SRV	FEMALE MAJORITY		172	172
BISHOP JILL KUSHNER	FEMALE MAJORITY		136	136
EVERGREEN SUPPLY CO INC	FEMALE MAJORITY		119	119
DANS PRINTING AND OFC SUPLS INC	FEMALE MAJORITY		104	104
TRADE INDUSTRIES	DISABLED/SHELTERED/REHABILITATION		100	100
RESOURCE ONE OF ILLINOIS	FEMALE MAJORITY	76		76
TOTAL		20,289,356	16,993,590	37,282,946