

Reported to the Board of Trustees  
March 17, 2022

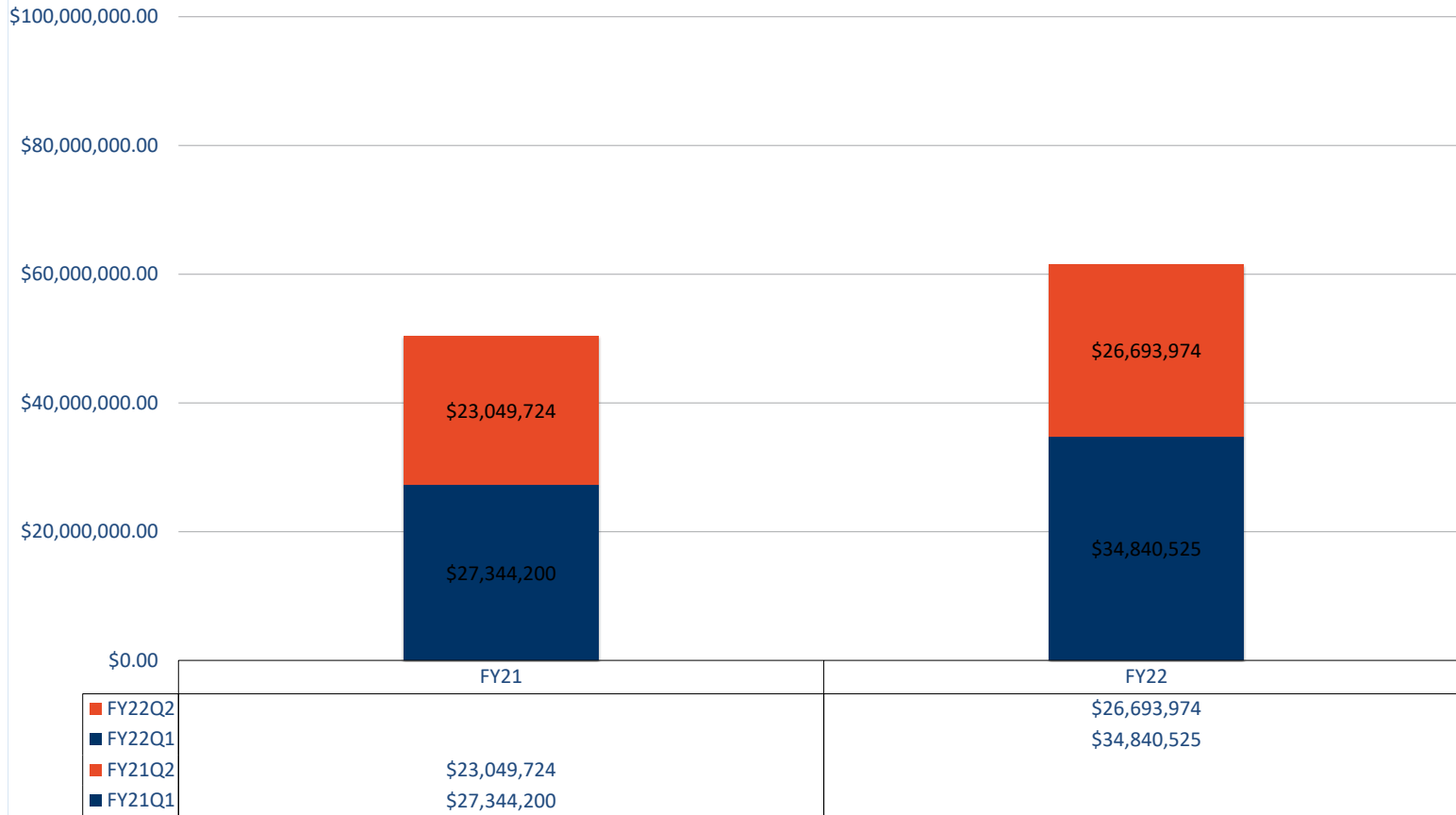
Board Meeting  
March 17, 2022

## **Diversity Report to the Board of Trustees**

### **University of Illinois**

Attached is a report that responds to the Board of Trustees' request for periodic information on diversity expenditures. The report lists expenditures by diversity vendor for the period of July 1, 2021 through December 31, 2021. The corresponding budget for fiscal year 2022 is \$7,183,681,000. The data are summarized in the first chart for capital and non-capital diversity expenditures in total, by campus and by category. The final charts lists total expenditures for the reporting period by diversity vendor.

### YEAR OVER YEAR RELATIVE QUARTER DIVERSE SPEND COMPARISON

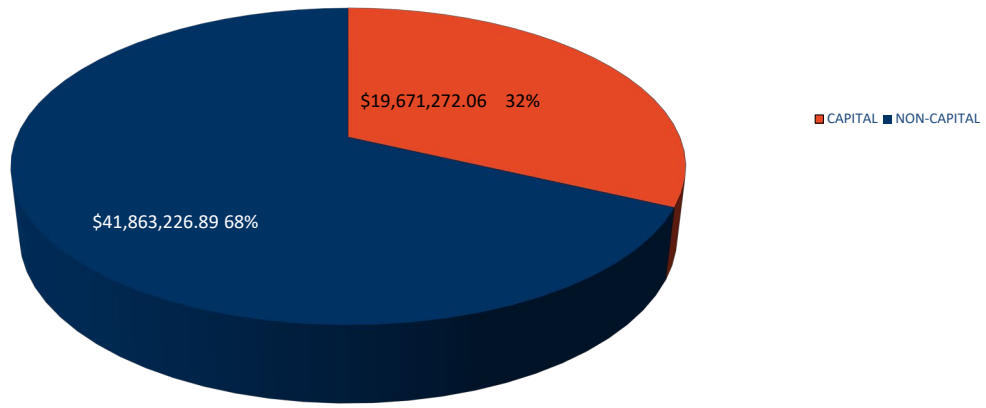


TOTAL EXPENSE BUDGET	\$7,183,681,000.00
TOTAL BUDGET SUBJECT TO GOAL*	\$1,324,861,331.81

FY22Q2 DIVERSE SPEND	\$61,534,498.95
----------------------	-----------------

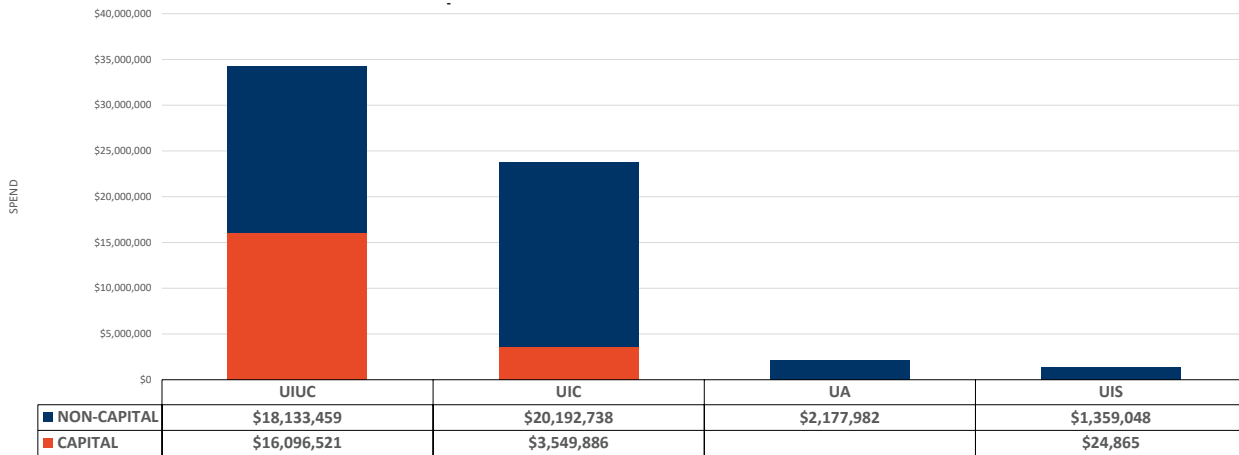
\*FY22 BEP EXEMPTIONS STILL TO BE FINALIZED

FY22 Capital & Non-Capital Diversity Spend Report Expenditures (Through 12/31/2021)

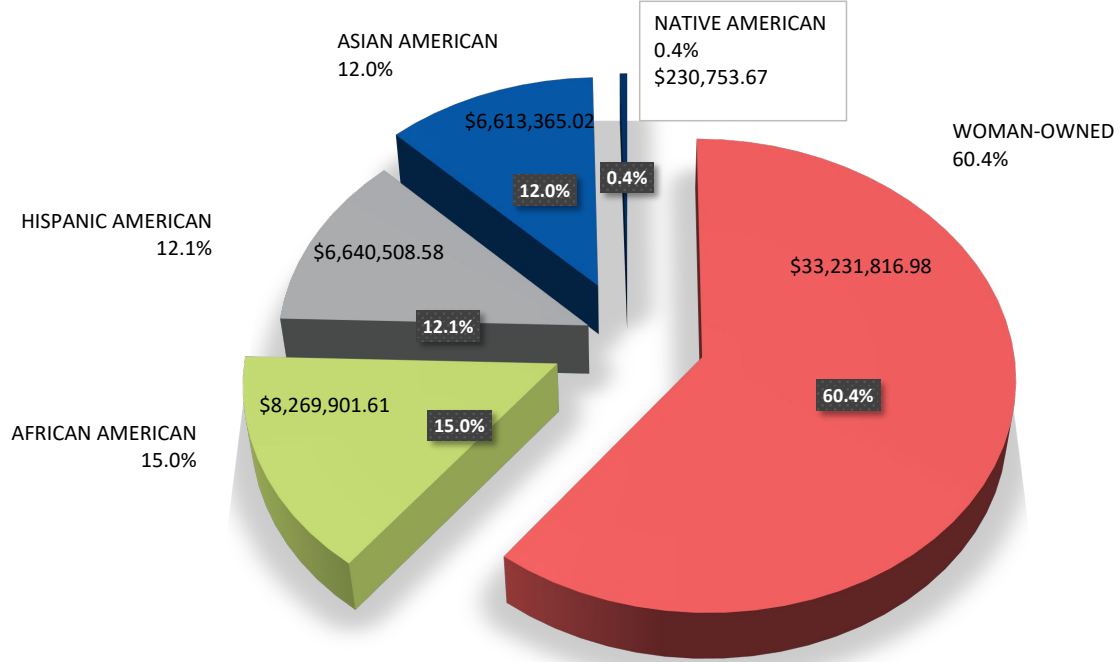


Grand Total = \$61,534,498.95

FY22 Capital & Non-Capital Diversity Spend Report Expenditures by Campus (Through 12/31/2021)



### FY22Q2 Diversity Spend Report Expenditures Category (Through 12/31/2021)



FY22 Q2 DIVERSITY SPEND BY VENDOR  
July 1, 2021 through December 31, 2021

VENDOR NAME	Minority-Category	FY22 Q1 (Through 9/30/2021)	FY22 Q2 (Through 12/31/2021)	FY22 Q2 (Through 12/31/2021)
INDUSTRIAL AND UTILITY SUPPLY LTD/INDUSTRIAL ELECTRIC SUPP	AFRICAN AMERICAN	1,084,191	1,137,537	2,221,728
NEW BEGINNINGS CONTRACTORS INC	AFRICAN AMERICAN	280,341	669,667	950,007
CG CONSTRUCTION SUPPLY COMPANY INC	AFRICAN AMERICAN	299,756	154,159	453,915
VOLUNTEER SUPPLY INDUSTRIES LTD	AFRICAN AMERICAN	146,230	190,970	337,200
AGILE SUPPLY COMPANY	AFRICAN AMERICAN		289,627	289,627
PREMIER STAFFING SOURCE INC	AFRICAN AMERICAN	66,317	200,258	266,575
LAMBENT RISK MANAGEMENT SERVICES, INC	AFRICAN AMERICAN	255,765		255,765
M CANNON ROOFING CO LLC	AFRICAN AMERICAN	237,690		237,690
VEYA INC	AFRICAN AMERICAN	201,088	12,107	213,195
INTERNATIONAL QUALITY CONTRACTING INC	AFRICAN AMERICAN	55,265	156,650	211,915
JP EXCAVATING AND TRUCKING	AFRICAN AMERICAN	166,061	23,320	189,381
INTER-CITY SUPPLY COMPANY INC	AFRICAN AMERICAN	37,841	122,982	160,823
ANCHOR STAFFING INC	AFRICAN AMERICAN	63,598	93,850	157,449
CALL FLAWLESS INC	AFRICAN AMERICAN	51,308	103,474	154,782
ENVIRONMENTAL DESIGN INTERNATIONAL INC	AFRICAN AMERICAN	127,864	14,510	142,374
F J ROBINSONS CONTRACTING	AFRICAN AMERICAN	131,306		131,306
ELECTRONIC KNOWLEDGE INTERCHANGE COMPANY	AFRICAN AMERICAN	32,050	95,650	127,700
MAINTENANCE SOLUTIONS INC	AFRICAN AMERICAN	124,823		124,823
WALKERHEALTHCAREIT	AFRICAN AMERICAN	103,840		103,840
DAVIS DAVIS GENERAL CONSTRUCTION AND CONCRETE INC	AFRICAN AMERICAN	60,268	40,356	100,624
PROFESSIONAL ELEVATOR SERVICES INC	AFRICAN AMERICAN	98,315		98,315
EXPRESS ELECTRIC SUPPLY	AFRICAN AMERICAN	94,491	2,607	97,099
B2B STRATEGIC SOLUTIONS INC	AFRICAN AMERICAN		86,898	86,898
MOODY NOLAN INC	AFRICAN AMERICAN	46,302	36,800	83,102
PRODUCTION DISTRIBUTION COMPANIES	AFRICAN AMERICAN	63,565	19,525	83,090
NATIONAL HVACDBA NATIONAL INSULATION INC	AFRICAN AMERICAN	82,054		82,054
WEBB ENGINEERING SERVICES INC	AFRICAN AMERICAN	38,619	42,449	81,068
MITCHELL & TITUS, LLP	AFRICAN AMERICAN	74,900		74,900
MCKISSACK AND MCKISSACK MIDWEST INC	AFRICAN AMERICAN		71,485	71,485
BOWA GROUP INCORPORATED	AFRICAN AMERICAN	4,375	63,770	68,145
SUPPLIED INDUSTRIAL SOLUTIONS INC	AFRICAN AMERICAN	67,560		67,560
SLG INNOVATION INC	AFRICAN AMERICAN		52,961	52,961
DUST EM CLEAN MAINTENANCE COMPANY INC	AFRICAN AMERICAN	21,629	21,629	43,257
SLG INNOVATION, INC.	AFRICAN AMERICAN	36,673		36,673
INTERACTIVE DESIGN INC	AFRICAN AMERICAN		30,387	30,387
TANK CONSTRUCTION SUPPLIES LLC	AFRICAN AMERICAN	27,331		27,331
WE'RE CLEANING INC	AFRICAN AMERICAN		24,336	24,336
UJAMAA CONSTRUCTION INCORPORATED	AFRICAN AMERICAN	17,000	7,212	24,212
SOLID GROUND SOLUTIONS INC	AFRICAN AMERICAN		20,481	20,481
MYLEER CORPORATION	AFRICAN AMERICAN	12,108	7,946	20,053
BENNU CORPORATION/ABILITY ENGINEERING TECHNOLOGY	AFRICAN AMERICAN	19,657		19,657
JC GROUP ILLINOIS LLC	AFRICAN AMERICAN	17,604		17,604
MCKISSACK MCKISSACK MIDWEST INC	AFRICAN AMERICAN	16,188		16,188
HALO SECURITY GROUP, LLC	AFRICAN AMERICAN	14,924		14,924
SP MURPHY, INC.	AFRICAN AMERICAN	14,345		14,345
GRANT LAW LLC	AFRICAN AMERICAN		13,937	13,937
ZUBER LAWLER LLP	AFRICAN AMERICAN	8,240	5,235	13,475
STITCH ME LLC	AFRICAN AMERICAN	1,240	12,209	13,449
THE RODERICK GROUP DBA ARDMORE RODERICK	AFRICAN AMERICAN	13,293		13,293
ASAPRO LLC	AFRICAN AMERICAN		12,457	12,457
PAGE SECURITY & INVESTIGATION SERVICES INCORPORATED	AFRICAN AMERICAN	11,556		11,556
SOAR STRATEGIES INC	AFRICAN AMERICAN		10,000	10,000
MILHOUSE ENGINEERING CONSTRUCTION INC	AFRICAN AMERICAN	9,985		9,985
SYNCHRONOUS SOLUTIONS INC/SYNCH-SOLUTIONS	AFRICAN AMERICAN		8,500	8,500
TAYLOR MADE DESIGN INCORPORATED	AFRICAN AMERICAN		8,470	8,470
DAVID MASON ASSOCIATES OF ILLINOIS LTD	AFRICAN AMERICAN	2,832	4,722	7,554
SIERRA GLASS COMPANY	AFRICAN AMERICAN	6,682		6,682
EMED MEDICAL COMPANY LLC	AFRICAN AMERICAN	6,637		6,637
EVANS ELECTRIC	AFRICAN AMERICAN	2,700	2,390	5,090
NORFLO HOLDING CORPORATION	AFRICAN AMERICAN		5,075	5,075
WORLD S PRINTING SPE	AFRICAN AMERICAN		4,041	4,041
VICTORY PHARMACY OF DECATUR INC/VICTORY MEDICAL EQUIPMENT	AFRICAN AMERICAN	3,793	215	4,007
SELF PRO MOTIONS	AFRICAN AMERICAN	4,000		4,000
NETA SCIENTIFIC INC	AFRICAN AMERICAN	2,333	1,027	3,360
FELLOWSHIP FLEET	AFRICAN AMERICAN		3,244	3,244
A NEW WAY TO GO DME SUPPLY INC	AFRICAN AMERICAN	3,120		3,120
JMC SERV INC/SERVICEMASTER JANITORIAL CLEANING	AFRICAN AMERICAN	2,750		2,750
C4 PETROLEUM TRANSPORT INC.	AFRICAN AMERICAN	2,655		2,655
KATES DETECTIVE & SECURITY AGENCY	AFRICAN AMERICAN	2,460		2,460
E. KING CONSTRUCTION CO., INC.	AFRICAN AMERICAN	2,000		2,000
RUSSELL ELECTRIC CONTRACTING LLC	AFRICAN AMERICAN		1,279	1,279
MARSUZETTE WALKER/DISCOVERY PROMOTIONS AND MERCHANDISING	AFRICAN AMERICAN	1,066		1,066
COMPREHENSIVE CONSTRUCTIVE SOLUTION LLC	AFRICAN AMERICAN	900		900
LIVEWIRE ELECTRICAL SYSTEMS INCORPORATED	AFRICAN AMERICAN	702		702
CROSS RHODES REPROGRAPHICS INC	AFRICAN AMERICAN		649	649
JAMES PEST CONTROL INCORPORATED	AFRICAN AMERICAN	110	220	330
DISCOVERY PROMOTIONS & MERCHANDISING	AFRICAN AMERICAN	209		209
WEBB ENGINEERING SERVICES INC	AFRICAN AMERICAN	126		126
<b>TOTAL</b>		<b>4,382,631</b>	<b>3,887,271</b>	<b>8,269,902</b>

**FY22 Q2 DIVERSITY SPEND BY VENDOR**  
**July 1, 2021 through December 31, 2021**

<b>VENDOR NAME</b>	<b>Minority-Category</b>	<b>FY22 Q1 (Through 9/30/2021)</b>	<b>FY22 Q2 (Through 12/31/2021)</b>	<b>FY22 Q2 (Through 12/31/2021)</b>
PACE SYSTEMS INC	ASIAN AMERICAN	2,168,891	842,402	3,011,293
HR SUPPORT INC	ASIAN AMERICAN	1,500	1,506,500	1,508,000
MECCOR INDUSTRIES LTD	ASIAN AMERICAN		792,464	792,464
INDUSTRIA INC	ASIAN AMERICAN	201,455		201,455
RUBINOS MESIA ENGINEERS INC	ASIAN AMERICAN	73,904	41,814	115,718
RTM ASSOCIATES INC	ASIAN AMERICAN	75,235	25,428	100,662
MACK CONSTRUCTION SERVICESLLC	ASIAN AMERICAN	70,209	18,469	88,678
RELIABLE CONTRACTING AND EQUIPMENT CO	ASIAN AMERICAN	77,250		77,250
STEARNJOGLEKAR LTD	ASIAN AMERICAN	58,564	14,091	72,655
CCS INTERNATIONAL INC	ASIAN AMERICAN	60,889	7,413	68,302
LEAD IT CORPORATION	ASIAN AMERICAN	16,500	47,477	63,977
NEXT GENERATION TECHNOLOGY INC	ASIAN AMERICAN	34,112	19,618	53,730
IYKA ENTERPRISES INC	ASIAN AMERICAN		49,000	49,000
NOVAMED INC	ASIAN AMERICAN	26,772	17,852	44,624
RAPTOR INDUSTRIES INC	ASIAN AMERICAN	28,175	13,219	41,394
SHEN MILSOM WILKE LLC	ASIAN AMERICAN	33,676	6,283	39,959
SNTIAL TECHNOLOGIES INCORPORATED	ASIAN AMERICAN	26,980	12,240	39,220
RTM ENGINEERING CONSULTANTS LLC	ASIAN AMERICAN	11,753	24,447	36,200
TRUONG ENTERPRISES INC	ASIAN AMERICAN	22,345	12,716	35,061
SUNRISE HITEK GROUP LLC/SUNRISE DIGITAL	ASIAN AMERICAN	18,365	15,191	33,556
EKLA CORPORATION	ASIAN AMERICAN	10,290	18,940	29,230
MODE ARCHITECTS PC	ASIAN AMERICAN	15,810	13,208	29,018
AC GENTROL INCORPORATED	ASIAN AMERICAN	21,709		21,709
VIVA USA INCORPORATED	ASIAN AMERICAN	1,538	12,198	13,735
ALTRA DIVISION 5 LLC	ASIAN AMERICAN		9,465	9,465
JADE MECHANICAL SERVICES LLC	ASIAN AMERICAN	7,515		7,515
TERRY GUEN DESIGN ASSOCIATES INC	ASIAN AMERICAN	4,860	2,530	7,390
DAS CONSULTING SERVICES LLC	ASIAN AMERICAN	1,694	3,500	5,194
CRYSTAL CHEM INCORPORATED	ASIAN AMERICAN	4,107	450	4,557
LIN ENGINEERING LTD	ASIAN AMERICAN		3,799	3,799
MEDSTAR LABORATORY INC	ASIAN AMERICAN		2,227	2,227
NET SOURCE INC	ASIAN AMERICAN		2,226	2,226
HI-TEK ENVIRONMENTAL INC/STAT ANALYSIS CORP	ASIAN AMERICAN	80	1,200	1,280
NAYYAR NAYYAR INTERNATIONAL INC	ASIAN AMERICAN	1,000		1,000
BEARINGS AND INDUSTRIAL SUPPLY CO INC	ASIAN AMERICAN	719		719
HANSON INFORMATION SYSTEMS INCORPORATED	ASIAN AMERICAN	328	280	608
VALDES, LLC	ASIAN AMERICAN	497		497
<b>TOTAL</b>		<b>3,076,720</b>	<b>3,536,645</b>	<b>6,613,365</b>

FY22 Q2 DIVERSITY SPEND BY VENDOR  
 July 1, 2021 through December 31, 2021

VENDOR NAME	Minority-Category	FY22 Q1 (Through 9/30/2021)	FY22 Q2 (Through 12/31/2021)	FY22 Q2 (Through 12/31/2021)
MONTERREY SECURITY CONSULTANTS INC	HISPANIC AMERICAN	792,374	726,580	1,518,954
VALOR TECHNOLOGIES INC	HISPANIC AMERICAN	1,154,059	4,973	1,159,032
ACCEL CONSTRUCTION SERVICES GROUP LLC	HISPANIC AMERICAN	493,371	488,152	981,523
CSI 3000 INC	HISPANIC AMERICAN	392,798	14,346	407,144
MIDWAY CONTRACTING GROUP LLC	HISPANIC AMERICAN	95,028	173,475	268,503
OLD VETERAN CONSTRUCTION INC	HISPANIC AMERICAN	19,884	158,058	177,942
TORO CONSTRUCTION CORP	HISPANIC AMERICAN		170,384	170,384
MARKET CONTRACTING SERVICES INC	HISPANIC AMERICAN	43,803	102,271	146,075
ESCARPITA CONSTRUCTION COMPANY INC	HISPANIC AMERICAN	118,938		118,938
SPEEDY GONZALEZ LANDSCAPING, INC.	HISPANIC AMERICAN	111,000		111,000
BAUTISTA ELECTRIC ENTERPRISES INC	HISPANIC AMERICAN	99,951	4,575	104,526
DEKAYO CORPORATION DBA ORTIZ CONTRACTING GROUP	HISPANIC AMERICAN		101,408	101,408
BRANDENBURGER PLUMBING INC	HISPANIC AMERICAN	35,707	65,010	100,717
RAMIREZ GROUP LLC	HISPANIC AMERICAN	95,637		95,637
M W POWELL COMPANY	HISPANIC AMERICAN	94,160		94,160
SPEEDY GONZALEZ LANDSCAPING INC	HISPANIC AMERICAN	93,038		93,038
CRAFT MECHANICAL LLC	HISPANIC AMERICAN	60,818	16,599	77,417
GARCIA AND SONS CONSTRUCTION CO	HISPANIC AMERICAN	4,500	66,966	71,466
GLOBAL WATER TECHNOLOGY INC	HISPANIC AMERICAN	25,581	32,334	57,915
TERRA DEMOLITION	HISPANIC AMERICAN	50,685		50,685
ALL MASONRY CONSTRUCTION CO INC DBA ALL CONSTRUCTION GROUP	HISPANIC AMERICAN		44,926	44,926
ARCHITRAVE LTD	HISPANIC AMERICAN	31,823	9,177	41,000
RL CANNING INCORPORATED	HISPANIC AMERICAN	20,832	19,592	40,424
INFINITY TRANSPORTATION MANAGEMENT LLC	HISPANIC AMERICAN	37,480		37,480
MEP INFRASTRUCTURE SOLUTIONS INC	HISPANIC AMERICAN	26,023	9,364	35,386
SALAMANCA MEZA LLC	HISPANIC AMERICAN		33,300	33,300
DRIVE CONSTRUCTION INC	HISPANIC AMERICAN	26,183	5,603	31,785
ROYAL SHEET METAL CORPORATION	HISPANIC AMERICAN	30,163		30,163
DURANGO PAINTING	HISPANIC AMERICAN	27,666	600	28,266
DUMEX CONSTRUCTION COMPANY	HISPANIC AMERICAN	28,112		28,112
MIDWEST MOVING AND STORAGE INC	HISPANIC AMERICAN	25,550		25,550
WOLF ELECTRICAL SUPPLY COMPANY	HISPANIC AMERICAN	25,004		25,004
VARGAS GROUP INC	HISPANIC AMERICAN		24,998	24,998
NES INC	HISPANIC AMERICAN	22,196		22,196
NEW ERA PAINTING	HISPANIC AMERICAN		21,060	21,060
SANCHEZ AND DANIELS AND HOFFMAN LLP	HISPANIC AMERICAN		20,780	20,780
METAPHRASIS LANGUAGE AND CULTURAL SOLUTIONS LLC	HISPANIC AMERICAN	14,581	6,078	20,659
GONZALEZ IRON WORKS LLC	HISPANIC AMERICAN	20,165		20,165
CPMH CONSTRUCTION INC	HISPANIC AMERICAN	20,012		20,012
SANCHEZ PAVING COMPANY INC	HISPANIC AMERICAN	17,864		17,864
INTEGRATED DEMOLITION SERVICE LLC	HISPANIC AMERICAN		15,698	15,698
PINTO CONSTRUCTION GROUP INC	HISPANIC AMERICAN	15,082		15,082
UPTOWN DECORATING CORP	HISPANIC AMERICAN	13,050		13,050
NESTBUILDERS INC DBA DBHMS	HISPANIC AMERICAN	6,675	5,006	11,681
SANTOS MCLEESE LLC	HISPANIC AMERICAN	5,000	5,750	10,750
PMJ ENTERPRISES INC	HISPANIC AMERICAN	10,676		10,676
URBAN WORKS LTD	HISPANIC AMERICAN		10,021	10,021
CRISTINA FOODS, INC.	HISPANIC AMERICAN	9,815		9,815
GLOBAL MAINTENANCE SOLUTIONS	HISPANIC AMERICAN	4,375	4,675	9,050
MILHOUSE CONSTRUCTION INC	HISPANIC AMERICAN	8,280		8,280
IBUILDERS CORP	HISPANIC AMERICAN	7,380		7,380
BNCO CONSULTING LLC	HISPANIC AMERICAN		6,400	6,400
MS SEBASTIAN PAINTING INC	HISPANIC AMERICAN	6,325		6,325
VERIO GRAPHICS LLC	HISPANIC AMERICAN		6,249	6,249
PURE ELECTRIC INC	HISPANIC AMERICAN		4,916	4,916
TRUCK TIRE SALES, INC.	HISPANIC AMERICAN	4,262		4,262
UNITED SCAFFOLDING INC	HISPANIC AMERICAN	3,850	216	4,066
PROFASTS INC	HISPANIC AMERICAN	3,974		3,974
ROMINE COMMERCIAL PAINTING INC	HISPANIC AMERICAN		2,249	2,249
DYNAMIC HEATING AND PIPING COMPANY	HISPANIC AMERICAN	1,411		1,411
CHICAGO FIRE DETECTION SYSTEMS LLC	HISPANIC AMERICAN		1,063	1,063
AMAZING EDIBLES LTD	HISPANIC AMERICAN		831	831
HEALTH EDUCATION RESEARCH ASSOCIATES INC	HISPANIC AMERICAN	800		800
A MAESTRANZI SONS KNIFE SERVICES LLC	HISPANIC AMERICAN	150	210	360
US MESSENGER AND LOGISTICS INC/USM LOGISTICS US MESSENGER	HISPANIC AMERICAN	271	59	330
MIRACLE BUSINESS SOLUTIONS LLC	HISPANIC AMERICAN	203		203
<b>TOTAL</b>		<b>4,256,563</b>	<b>2,383,945</b>	<b>6,640,509</b>

FY22 Q2 DIVERSITY SPEND BY VENDOR  
July 1, 2021 through December 31, 2021

VENDOR NAME	Minority-Category	FY22 Q1 (Through 9/30/2021)	FY22 Q2 (Through 12/31/2021)	FY22 Q2 (Through 12/31/2021)
CCC HOLDINGS INCORPORATED/CHICAGO COMMERCIAL CONSTRUCTION	WOMAN-OWNED	3,056,684	378,094	3,434,778
TITAN INDUSTRIES INC	WOMAN-OWNED	351,209	2,906,208	3,257,417
PIER GROUP LLC	WOMAN-OWNED	1,226,941	890,374	2,117,315
FOUND SEARCH MARKETING, LLC.	WOMAN-OWNED	1,843,264		1,843,264
AUTUMN CONSTRUCTION SERVICES INC	WOMAN-OWNED	972,646	750,947	1,723,593
COMMERCIAL FLOOR COVERING INC DBA TSI COMMERCIAL FLOOR COVERING	WOMAN-OWNED	685,650	864,347	1,549,996
CENTRAL STATES MEDIA	WOMAN-OWNED	456,508	780,037	1,236,545
LIMBAUGH CONSTRUCTION CO INC	WOMAN-OWNED	535,170	654,967	1,190,138
MARSHA L NORRIS DBA MLN ENTERPRISE	WOMAN-OWNED	1,103,207	11,320	1,114,527
GLESCO ELECTRIC INC	WOMAN-OWNED	282,993	768,793	1,051,787
JOHNSON LASKY KINDELIN ARCHITECTS INC	WOMAN-OWNED	138,978	705,418	844,396
PRECISION BUILDERS ASSOCIATES INC	WOMAN-OWNED	521,326	279,775	801,101
FICEK ELECTRIC COMMUNICATION SYSTEMS INC	WOMAN-OWNED	655,950	141,415	797,365
VON ALST OPERATING LLC	WOMAN-OWNED	253,990	439,895	693,884
OLYMPIC CONSTRUCTION COMPANY LLC	WOMAN-OWNED	292,856	323,976	616,832
JRH ENTERPRISES INC	WOMAN-OWNED	119,699	491,998	611,697
KRUT'S ELECTRIC INCORPORATED	WOMAN-OWNED	314,528	247,491	562,020
GORDON ELECTRIC SUPPLY	WOMAN-OWNED	535,186	19,881	555,066
ON THE JOB CONSULTING INC/PIXO	WOMAN-OWNED	393,111	153,771	546,882
CAD CONSTRUCTION INC	WOMAN-OWNED	488,354	18,577	506,931
PRAIRIE RESTORATIONS INC	WOMAN-OWNED	50,348	405,964	456,312
MARUCCO, STODDARD, FERENBACH & WALSH, INC.	WOMAN-OWNED	440,752		440,752
BAILEY EDWARD DESIGN INC	WOMAN-OWNED	268,361	95,517	363,878
ILLINI SUPPLY INC	WOMAN-OWNED	343,977	8,105	352,082
SOUTHLAND CUSTOM DECORATING INC	WOMAN-OWNED	214,375	126,779	341,154
ALTUSWORKS INCORPORATED	WOMAN-OWNED	174,051	143,784	317,836
STOCKS BUSINESS FURNITURE INCORPORATED	WOMAN-OWNED	281,559		281,559
ELIZABETH A BLANKENSHIP DBA BPI TESTING LLC	WOMAN-OWNED	9,392	265,912	275,304
CT MECHANICAL LLC	WOMAN-OWNED	256,061		256,061
PHOENIX BUSINESS SOLUTIONS LLC	WOMAN-OWNED	246,796	3,400	250,196
BIG PICTURE MARKETING INCORPORATED	WOMAN-OWNED		249,581	249,581
DILLON REPORTING SERVICE	WOMAN-OWNED	2,145	212,178	214,323
EIP INC/ENERGY IMPROVEMENT PRODUCTS	WOMAN-OWNED	162,585	50,234	212,819
KAVE INC	WOMAN-OWNED	78,890	117,821	196,711
FRANKLYNN INC/CHEMICAL MAINTENANCE INC CMI	WOMAN-OWNED	107,538	86,414	193,952
G COOPER OIL COMPANY INC	WOMAN-OWNED	91,829	93,716	185,545
CMMS EXCELERATION INCORPORATED	WOMAN-OWNED	100,566	69,011	169,577
ANDERSON LOCK COMPANY LTD	WOMAN-OWNED	64,252	90,040	154,292
DCC MARKETING LLC	WOMAN-OWNED	31,969	112,740	144,709
RESOURCE ONE OF ILLINOIS LLC	WOMAN-OWNED	132,820	1,401	134,222
CARMINATI CONSULTING INC	WOMAN-OWNED		132,732	132,732
GREEN CREW INC	WOMAN-OWNED	125,365		125,365
PHD SERVICES LLC	WOMAN-OWNED	44,537	58,430	102,966
RICHARDS GRAPHIC COMMUNICATIONS, INC.	WOMAN-OWNED	100,362		100,362
ELLISON GROUP INC	WOMAN-OWNED	99,174	433	99,606
CANINO ELECTRIC COMPANY	WOMAN-OWNED	10,205	85,719	95,924
PRIMERA ENGINEERS LTD	WOMAN-OWNED	67,227	18,097	85,324
SELECT CONTRACTING LLC	WOMAN-OWNED	44,600	31,221	75,821
WATTS COPY SYSTEMS INC	WOMAN-OWNED	31,033	42,270	73,303
KELLEY ORNAMENTAL IRON	WOMAN-OWNED	4,046	68,960	73,006
COLMAN BROHAN AND DAVIS INC/CBD MARKETING	WOMAN-OWNED	28,958	41,330	70,287
PEDIATRIC INTERACTIONS INCORPORATED	WOMAN-OWNED		69,847	69,847
OTTSIE LLC	WOMAN-OWNED	69,367		69,367
DUNKER ELECTRIC SUPPLY INC	WOMAN-OWNED	66,321	1,128	67,448
JAMESON SHEET METAL INC	WOMAN-OWNED	48,045	18,460	66,505



FY22 Q2 DIVERSITY SPEND BY VENDOR  
July 1, 2021 through December 31, 2021

DASHCOINC	WOMAN-OWNED	63,557		63,557
TILTON KELLY AND BELL LLC	WOMAN-OWNED	27,778	34,776	62,554
BRUSH ARCHITECTS LLC	WOMAN-OWNED	38,545	15,114	53,659
STOCKS BUSINESS FURNITURE INCORPORATED	WOMAN-OWNED	18,876	33,882	52,758
POOL ADMINISTRATORS INCORPORATED	WOMAN-OWNED	34,228	12,827	47,055
COTTER CONSULTING INC	WOMAN-OWNED	3,826	42,480	46,306
NICKA AND ASSOCIATES INC	WOMAN-OWNED	22,820	22,448	45,268
CALUMET DECORATING SERVICE INC	WOMAN-OWNED	38,620	5,737	44,357
A LUCAS SONS STEEL	WOMAN-OWNED	43,975		43,975
TRANSFORMATIONS BY WIELAND INC	WOMAN-OWNED	42,247		42,247
EVERGREEN SUPPLY	WOMAN-OWNED	30,650	10,877	41,527
3BC ENTERPRISES INC	WOMAN-OWNED	39,712		39,712
RD MCMILLEN ENTERPRISES INCORPORATED	WOMAN-OWNED	22,453	17,252	39,705
JEET INCORPORATED	WOMAN-OWNED	6,600	30,125	36,725
AIR DESIGN SYSTEMS	WOMAN-OWNED		35,323	35,323
KA REBAR INC	WOMAN-OWNED	1,234	33,040	34,274
FH CANN AND ASSOCIATES INC	WOMAN-OWNED	32,038		32,038
DRAPERIES AND INTERIORS BY DESIGN INCORPORATED	WOMAN-OWNED	18,884	11,333	30,217
CARNOW CONIBEAR ASSOC LTD	WOMAN-OWNED	9,737	18,400	28,137
DEAF SERVICES UNLIMITED INC	WOMAN-OWNED	1,688	26,055	27,742
HENNEMAN ENGINEERING INC	WOMAN-OWNED		26,861	26,861
RELIABLE ENVIRONMENTAL SOLUTIONS INC	WOMAN-OWNED	19,982	6,523	26,505
M HARRIS AND CO	WOMAN-OWNED	22,500	4,000	26,500
YOUR PARTNER PROMOTIONS INC	WOMAN-OWNED	3,668	22,605	26,273
AMERICAN PRECISION SUPPLY INC	WOMAN-OWNED	23,698	2,286	25,984
WORLD OF PROMOTIONS	WOMAN-OWNED	7,055	17,508	24,562
KATCO DEVELOPMENT INC	WOMAN-OWNED	24,330		24,330
WOLF ELECTRIC INCORPORATED	WOMAN-OWNED	1,422	22,890	24,312
A2 LANDSCAPE CONTRACTORS	WOMAN-OWNED	24,151		24,151
KR TECH GROUP LLC	WOMAN-OWNED		23,895	23,895
VIXEN CONSTRUCTION INC	WOMAN-OWNED	15,177	7,990	23,167
FUHRMANN ENGINEERING INCORPORATED	WOMAN-OWNED	22,213		22,213
ACTIVE ELECTRICAL SUPPLY CO INC	WOMAN-OWNED		20,000	20,000
CAREIT HEALTH LLC/NOWPOW	WOMAN-OWNED	19,599		19,599
STILES OFFICE SOLUTIONS, INC.	WOMAN-OWNED	18,544		18,544
AARON ENGINEERING SERVICES	WOMAN-OWNED		17,968	17,968
UPLAND DESIGN LTD	WOMAN-OWNED	9,117	8,199	17,316
SUPERIOR FLOOR COVERING INC	WOMAN-OWNED	14,087	3,171	17,258
BELLA BAGNO INC	WOMAN-OWNED	7,300	9,302	16,602
SEICO INC	WOMAN-OWNED	16,451		16,451
HAGERMAN AND COMPANY INC	WOMAN-OWNED	1,294	15,147	16,441
ALL TECH ENERGY INC	WOMAN-OWNED	14,362		14,362
ANZY SUPPLY INC	WOMAN-OWNED		13,560	13,560
FINKEL SUPPLY INC	WOMAN-OWNED	13,376		13,376
TERRA ENGINEERING LTD	WOMAN-OWNED	10,384	2,907	13,291
OCCUPATIONAL TRAINING AND SUPPLY INC	WOMAN-OWNED	5,175	8,070	13,245
J-MAC ASSOCIATES LIMITED	WOMAN-OWNED	9,866	2,945	12,811
CR SCHMIDT INC	WOMAN-OWNED	12,733		12,733
CHICAGO COMMUNICATIONS LLC	WOMAN-OWNED	4,410	7,266	11,676
DAIGGER SCIENTIFIC INC	WOMAN-OWNED	6,943	4,398	11,341
CHRISTY WEBBER AND CO/CHRISTY WEBBER LANDSCAPES	WOMAN-OWNED		10,291	10,291
CUSHING AND COMPANY	WOMAN-OWNED		9,899	9,899
CHICAGO AREA PLUMBING INCORPORATED	WOMAN-OWNED	9,540		9,540
JADE CARPENTRY CONTRACTORS INC	WOMAN-OWNED	9,455		9,455
MIDWEST MAILING AND SHIPPING SYSTEMS INC	WOMAN-OWNED		8,791	8,791
CAPITOL CONSTRUCTION GROUP LLC/EGIZII ELECTRIC	WOMAN-OWNED	8,700		8,700
CUSTOM UNDERGROUND INCORPORATED	WOMAN-OWNED	8,340		8,340
EVERY BLOOMIN INDUSTRIAL SUPPLYINC	WOMAN-OWNED	7,560		7,560
CONTINENTAL TRANSPORTATION SOLUTIONS INC	WOMAN-OWNED	3,946	3,602	7,547

FY22 Q2 DIVERSITY SPEND BY VENDOR  
July 1, 2021 through December 31, 2021

ACACIA FINANCIAL GROUP INC	WOMAN-OWNED		7,500	7,500
ELECTRICAL CONTRACTORS INC	WOMAN-OWNED	4,446	2,974	7,420
PROGRESSIVE INDUSTRIES INC	WOMAN-OWNED	3,534	3,466	7,001
HALLETT AND SONS EXPERT MOVERS INC	WOMAN-OWNED	5,809	1,180	6,988
REAL DESIGNS INC	WOMAN-OWNED		6,944	6,944
CHRISTNER ARCHITECTS	WOMAN-OWNED	6,706		6,706
ACCURATE BIOMETRICS INCORPORATED	WOMAN-OWNED	6,070	436	6,505
KSID INTERIORS INC	WOMAN-OWNED	5,292	879	6,171
CIVIL DESIGN INC	WOMAN-OWNED	4,810	1,000	5,810
MJB DECORATING INC	WOMAN-OWNED	5,587		5,587
WOODLAND VALUATION SERVICES LLC/APPRaisal ASSOCIATES	WOMAN-OWNED	5,500		5,500
ILLINI DRILLED FOUNDATIONS INC	WOMAN-OWNED		5,438	5,438
M AND G GRAPHICS INC	WOMAN-OWNED	5,365		5,365
HENSLEY COMPANY INC	WOMAN-OWNED	5,354		5,354
YAGLA ENGINEERING SERVICES INC	WOMAN-OWNED		5,166	5,166
COORDINATED CONSTRUCTION PROJECT CONTROL SERVICES	WOMAN-OWNED		5,116	5,116
MAINTENANCE SUPPLY CORPORATION	WOMAN-OWNED		5,000	5,000
LANDSCAPE SOLUTIONS LLC	WOMAN-OWNED	830	4,150	4,980
COLLECTIVE RESOURCE INCORPORATED	WOMAN-OWNED		4,913	4,913
RADA ARCHITECTS LTD	WOMAN-OWNED	3,551	1,180	4,731
ADCO ADVERTISING AGENCY INC	WOMAN-OWNED	2,560	2,048	4,608
MIDCO ELECTRIC SUPPLY INC	WOMAN-OWNED	4,212		4,212
EXPRESS BUSINESS PRODUCTS LLC	WOMAN-OWNED	3,349	462	3,811
PROTOTYPE PRINTING INCORPORATED	WOMAN-OWNED	1,665	1,845	3,510
ILLINI FIRE EQUIPMENT CO INC	WOMAN-OWNED	2,652	358	3,010
MARUCCO STODDARD FERENBACH AND WALSH INC/MSF AND W CONSULT	WOMAN-OWNED	608	2,385	2,993
MT AND ASSOCIATES LLC	WOMAN-OWNED		2,835	2,835
KRYSTAL DAIRY INC	WOMAN-OWNED		2,354	2,354
SOUTHWEST SPRING INC	WOMAN-OWNED	776	1,441	2,217
EVERLIGHTS INCORPORATED	WOMAN-OWNED	2,050		2,050
WRF ENGINEERS LLC	WOMAN-OWNED	2,024		2,024
MEDICAL EXPRESS AMBULANCE SERVICE INCORPORATED	WOMAN-OWNED	1,846		1,846
MASSIE MASSIE ASSOCIATES INC	WOMAN-OWNED	1,740		1,740
ILLINI SUPPLY INC	WOMAN-OWNED	1,598		1,598
RELIABLE FIRE EQUIPMENT CO	WOMAN-OWNED	1,590		1,590
MCGINNIS AUTO-ELECTRIC REBUILDING SERVICE, INC	WOMAN-OWNED	1,567		1,567
SJB PROMOTIONS INCORPORATED	WOMAN-OWNED	246	1,243	1,489
JOHNSON MECHANICAL SERVICE INC	WOMAN-OWNED	395	1,068	1,463
DLS INVESTMENTS INCORPORATED/DECATUR BOLT COMPANY	WOMAN-OWNED	689	690	1,380
HH OFFICE INCORPORATED/ROGARDS OFFICE PLUS	WOMAN-OWNED	0	1,200	1,200
GRAND ABERDEEN SERVICE II INC	WOMAN-OWNED		1,155	1,155
STILES OFFICE SOLUTIONS INC	WOMAN-OWNED		1,090	1,090
JACOBSRYAN ASSOCIATES	WOMAN-OWNED	866	105	971
HALLAGAN OFFICE SUPPLY	WOMAN-OWNED	205	718	923
ACTION BAG COMPANY	WOMAN-OWNED		871	871
AN EXECUTIVE DECISION	WOMAN-OWNED		767	767
EYE Q OPTIQUE INCORPORATED	WOMAN-OWNED	549		549
ADVIS INC	WOMAN-OWNED		543	543
MULTILINGUAL CONNECTIONS LLC	WOMAN-OWNED	534		534
OMEGA SIGN AND LIGHTING INC/YESCO CHICAGO	WOMAN-OWNED		374	374
ABBOTT INDUSTRIES INC	WOMAN-OWNED		325	325
SEHERIHDE LLC	WOMAN-OWNED	303		303
ALOHA DOCUMENT SERVICES INC/ALOHA PRINT GROUP	WOMAN-OWNED		300	300
AUDREY J WEINSTEIN DBA A WEINSTEIN AND ASSOCIATES	WOMAN-OWNED	296		296
HIGHLAND POP, LTD.	WOMAN-OWNED	205		205
ARROW MESSENGER SERVICE INC	WOMAN-OWNED		50	50
RUNCO OFFICE SUPPLY	WOMAN-OWNED		24	24

<b>TOTAL</b>	<b>18,993,977</b>	<b>14,237,840</b>		<b>33,231,817</b>
--------------	-------------------	-------------------	--	-------------------

**FY22 Q2 DIVERSITY SPEND BY VENDOR**  
**July 1, 2021 through December 31, 2021**

<b>VENDOR NAME</b>	<b>Minority-Category</b>	<b>FY22 Q1 (Through 9/30/2021)</b>	<b>FY22 Q2 (Through 12/31/2021)</b>	<b>FY22 Q2 (Through 12/31/2021)</b>
CHICAGO LIGHTHOUSE FOR PEOPLE WHO ARE BLIND AND VISUALLY I	DISABLED/SHELTERED/REHABILITATION	2,136,245	1,401,472	3,537,717
LCM ARCHITECTS LLC	DISABLED/SHELTERED/REHABILITATION	21,825	55,123	76,947
ADA S MCKINLEY COMMUNITY SERVICES INCORPORATED	DISABLED/SHELTERED/REHABILITATION	69,471		69,471
DEVELOPMENTAL SERVICES CENTER	DISABLED/SHELTERED/REHABILITATION	43,935	10,190	54,125
TOM DAVIS ELECTRIC INC	DISABLED/SHELTERED/REHABILITATION		50,666	50,666
ENVISION UNLIMITED	DISABLED/SHELTERED/REHABILITATION	21,162		21,162
BRIDGEWAY INCORPORATED	DISABLED/SHELTERED/REHABILITATION	300	16,499	16,799
T. CASTRO PRODUCE, INC.	DISABLED/SHELTERED/REHABILITATION	7,025		7,025
NEW STAR INC	DISABLED/SHELTERED/REHABILITATION		3,169	3,169
COMMUNITY SUPPORT SYSTEMS	DISABLED/SHELTERED/REHABILITATION	630	2,520	3,150
CROONERS	DISABLED/SHELTERED/REHABILITATION	304	536	840
ARC OF THE QUAD CITIES AREA	DISABLED/SHELTERED/REHABILITATION		100	100
<b>TOTAL</b>		<b>2,300,897</b>	<b>1,540,274</b>	<b>3,841,171</b>

FY22 Q2 DIVERSITY SPEND BY VENDOR  
July 1, 2021 through December 31, 2021

VENDOR NAME	Certification- Category	FY22 Q1 (Through 9/30/2021)	FY22 Q2 (Through 12/31/2021)	FY22 Q2 (Through 12/31/2021)
CHICAGO FIRE PROTECTION LLC	SDVOSB	19,785		19,785
CPMH CONSTRUCTION INC	VOSB	20,012		20,012
CROSS RHODES REPROGRAPHICS INC	VOSB		649	649
DUAL FUEL SYSTEMS/DIVERSIFIED FLEET SERVICES	VOSB	875		875
ESKENAZI FARRELL ASSOCIATES LLC	VOSB	12,325		12,325
FELMLEY-DICKERSON COMPANY	VOSB	1,775,488	821,013	2,596,501
HALO SECURITY GROUP, LLC	VOSB	14,924		14,924
INDUSTRIA INC	SDVOSB	201,455		201,455
JC GROUP ILLINOIS LLC	VOSB	17,604		17,604
JUNEAU ASSOCIATES INC PC	VOSB	18,900		18,900
KUHN TRELLO CONSULTING ENGINEERS LLC	VOSB		11,631	11,631
LYNCHCO CONSTRUCTION INC	VOSB		43,401	43,401
MIDDLETON CONSTRUCTION CONSULTING OF ILLINOIS LLC	SDVOSB	14	1,200	1,214
MIDWEST BUSINESS CONSULTING, LLC	SDVOSB	2,350		2,350
MODE ARCHITECTS PC	VOSB	15,810	13,208	29,018
PAGE SECURITY & INVESTIGATION SERVICES INCORPORATED	VOSB	11,556		11,556
SUPPLIED INDUSTRIAL SOLUTIONS INC	VOSB	67,560		67,560
WOLF ELECTRICAL SUPPLY COMPANY	VOSB	25,004		25,004
WORLD S PRINTING SPE	VOSB		4,041	4,041
<b>TOTAL</b>		<b>2,203,662</b>	<b>895,143</b>	<b>3,098,805</b>