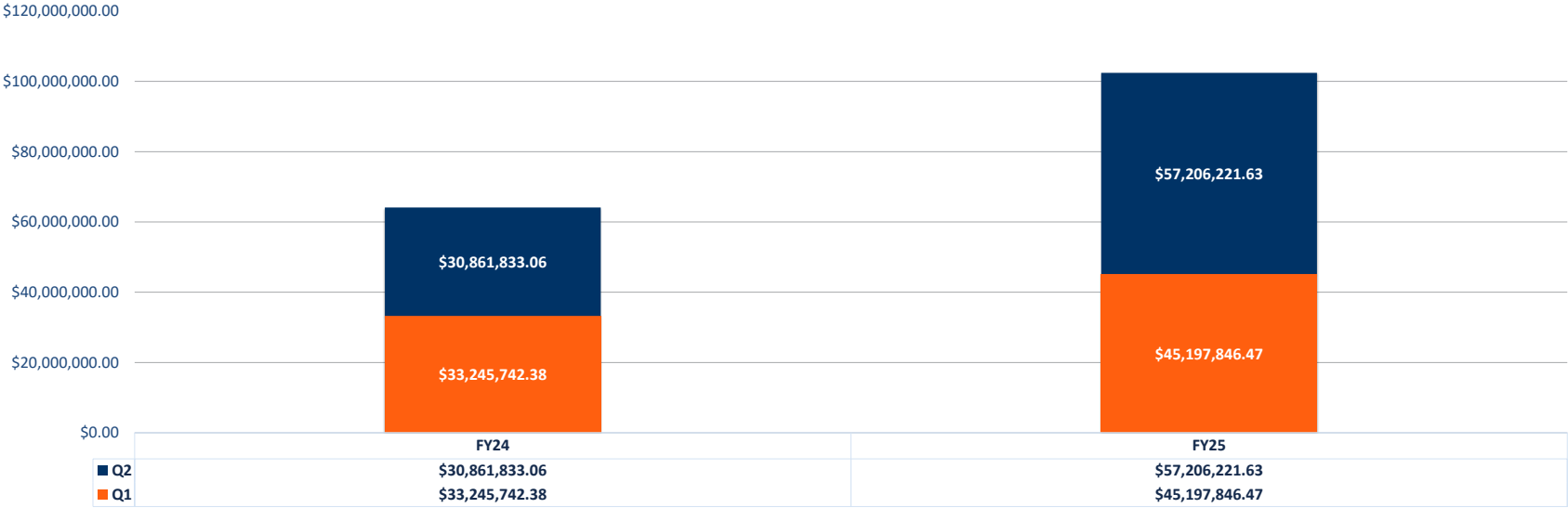


## **Business Enterprise Program Report to the Board of Trustees**

### **University of Illinois**

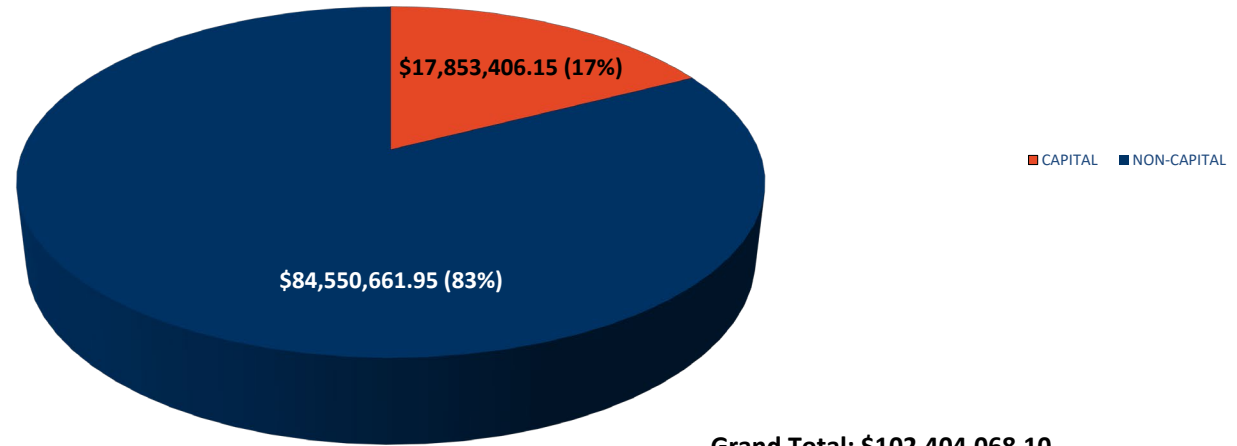
Attached is a report that responds to the Board of Trustees' request for periodic information on Business Enterprise Program expenditures. The report lists expenditures by Business Enterprise Program vendors for the period of July 1, 2024 through December 31, 2024. The corresponding budget for fiscal year 2025 is \$8,290,662,000. The data are summarized in the first chart for capital and non-capital Business Enterprise Program expenditures in total, by campus and by category. The final charts list total expenditures for the reporting period by Business Enterprise Program vendor. This data does not include spend with known small, female, and diverse-owned firms that were not certified at the time of reporting.

YEAR OVER YEAR RELATIVE QUARTER BUSINESS ENTERPRISE PROGRAM SPEND COMPARISON

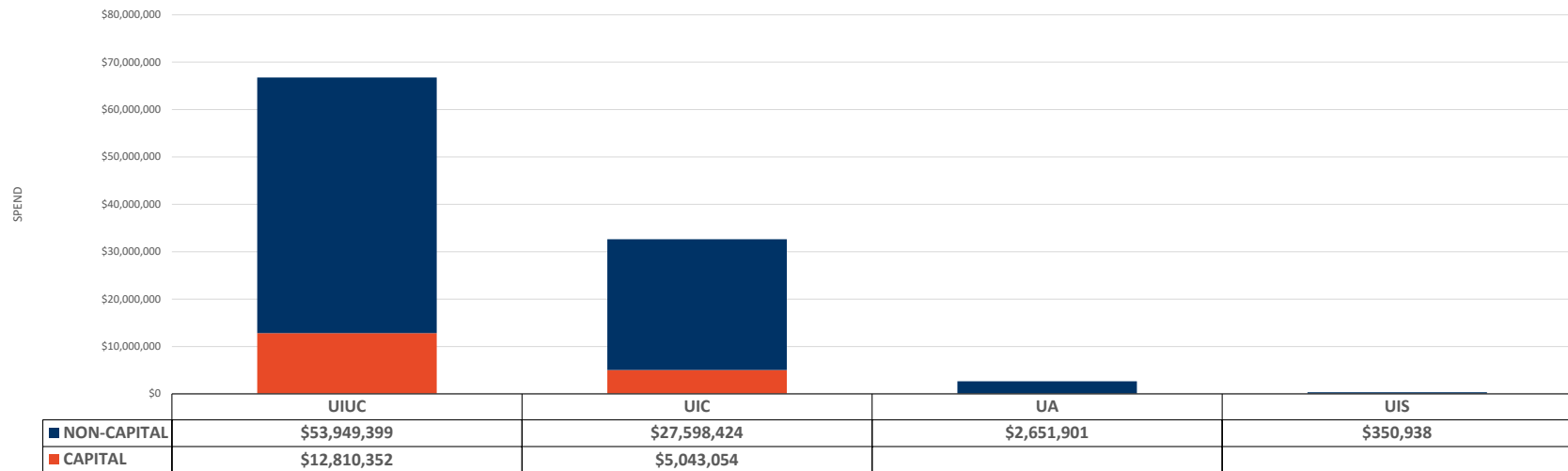


TOTAL EXPENSE BUDGET	\$8,290,662,000.00
TOTAL BUDGET SUBJECT TO GOAL	\$1,743,971,557.55
FY25 BUSINESS ENTERPRISE PROGRAM SPEND	\$102,404,068.10

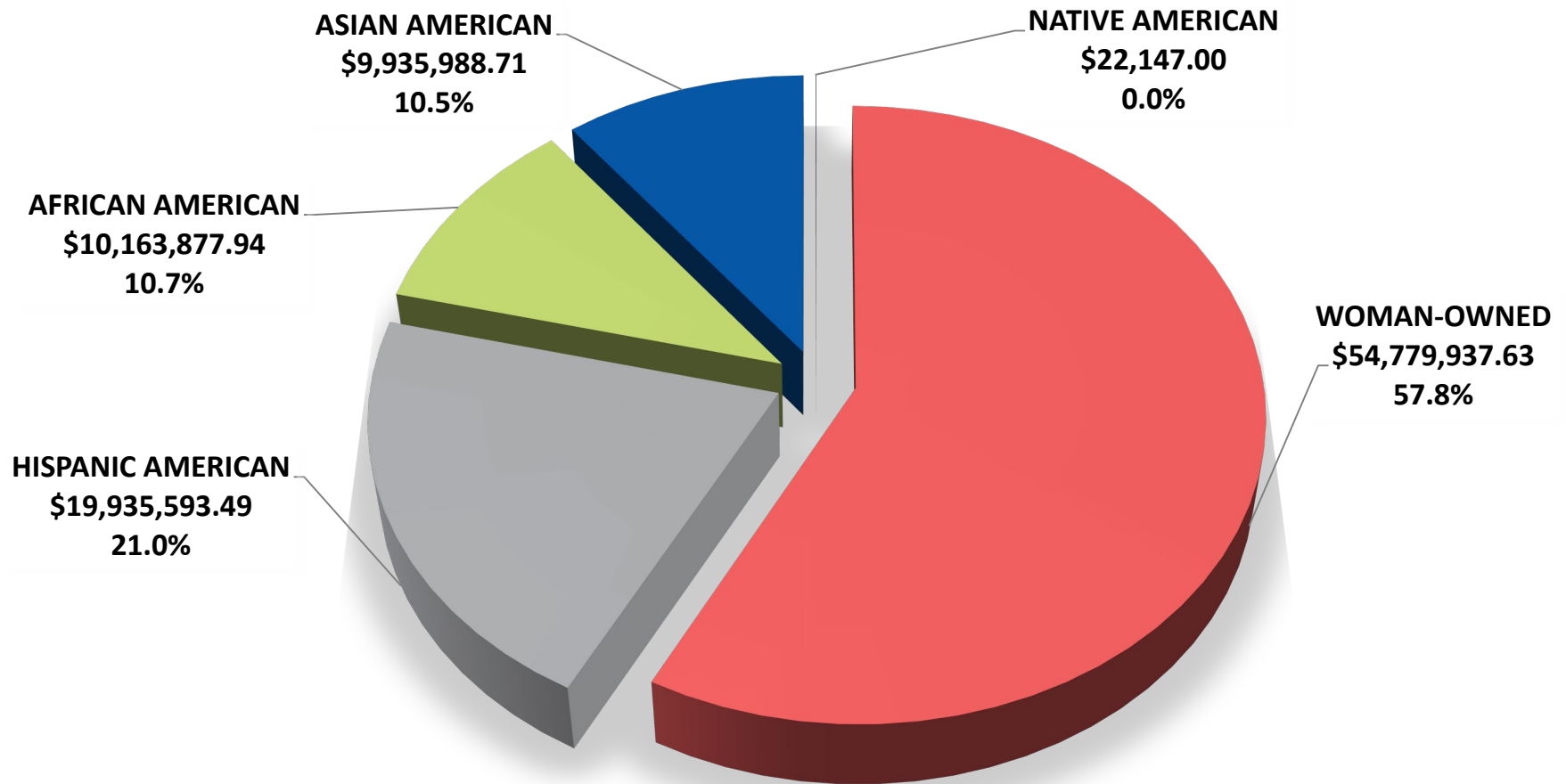
### FY25 Capital & Non-Capital Business Enterprise Program Spend Report Expenditures (Through



### FY25 Capital & Non-Capital Business Enterprise Program Spend Report



## FY25Q2 Business Enterprise Program Spend Report Expenditures Category



FY25 Q2 BUSINESS ENTERPRISE PROGRAM SPEND BY VENDOR  
July 1, 2024 through December 31, 2024

VENDOR NAME	Minority-Category	FY25 Q1 (Through 9/30/2024)	FY25 Q2 (Through 12/31/2024)	FY25 (Through 12/31/2024)
INDUSTRIAL AND UTILITY SUPPLY LTD/INDUSTRIAL ELECTRIC SUPP	AFRICAN AMERICAN	\$1,634,558.96	\$1,584,256.58	\$3,218,815.54
INTERNATIONAL QUALITY CONTRACTING INC	AFRICAN AMERICAN	\$713,981.46	\$980,045.20	\$1,694,026.66
VOLUNTEER SUPPLY INDUSTRIES LTD	AFRICAN AMERICAN	\$356,072.47	\$390,862.45	\$746,934.92
SUTTON FORD INC	AFRICAN AMERICAN	\$305,330.71	\$52,347.87	\$357,678.58
DAVIS AND DAVIS GENERAL CONSTRUCTION AND CONCRETE INC	AFRICAN AMERICAN	\$147,379.00	\$194,247.67	\$341,626.67
AGILE PROCUREMENT AND CONSULTING SERVICES LLC	AFRICAN AMERICAN	\$120,509.98	\$220,484.12	\$340,994.10
INTER-CITY SUPPLY COMPANY INC	AFRICAN AMERICAN	\$115,932.22	\$215,307.00	\$331,239.22
WEBB ENGINEERING SERVICES INC	AFRICAN AMERICAN	\$50,642.58	\$266,919.59	\$317,562.17
ELETE CONSTRUCTION AND ENVIRONMENTAL INC	AFRICAN AMERICAN	\$316,286.55	\$0.00	\$316,286.55
ABBY SUPPLY INC	AFRICAN AMERICAN	\$0.00	\$278,778.82	\$278,778.82
MCKISSACK AND MCKISSACK MIDWEST INC	AFRICAN AMERICAN	\$202,969.60	\$59,692.36	\$262,661.96
JP EXCAVATING AND TRUCKING	AFRICAN AMERICAN	\$189,853.60	\$22,101.15	\$211,954.75
ANCHOR STAFFING INC	AFRICAN AMERICAN	\$87,424.29	\$99,189.70	\$186,613.99
CALL FLAWLESS INC	AFRICAN AMERICAN	\$80,624.00	\$85,726.00	\$166,350.00
AGILE CONSTRUCTION SERVICE	AFRICAN AMERICAN	\$40,104.28	\$114,246.17	\$154,350.45
DAVID MASON AND ASSOCIATES OF ILLINOIS LTD	AFRICAN AMERICAN	\$8,083.10	\$130,188.32	\$138,271.42
GRANT AUSTIN LLC	AFRICAN AMERICAN	\$119,531.30	\$0.00	\$119,531.30
FLOWERS COMMUNICATIONS GROUP	AFRICAN AMERICAN	\$99,999.00	\$0.00	\$99,999.00
MOODY NOLAN INCORPORATED	AFRICAN AMERICAN	\$0.00	\$97,700.50	\$97,700.50
SOUTH COAST PAPER LLC	AFRICAN AMERICAN	\$81,053.28	\$0.00	\$81,053.28
DUST EM CLEAN MAINTENANCE COMPANY INC	AFRICAN AMERICAN	\$80,464.35	\$0.00	\$80,464.35
PREMIER STAFFING SOURCE INC	AFRICAN AMERICAN	\$38,829.59	\$32,469.83	\$71,299.42
CHANGE COACHES	AFRICAN AMERICAN	\$7,800.40	\$41,950.10	\$49,750.50
SLG INNOVATION INC	AFRICAN AMERICAN	\$32,056.25	\$17,296.57	\$49,352.82
PRODUCTION DISTRIBUTION COMPANIES	AFRICAN AMERICAN	\$10,418.11	\$35,091.30	\$45,509.41
GARTH BUILDING PRODUCTS SERVICES	AFRICAN AMERICAN	\$0.00	\$39,757.50	\$39,757.50
CONTINENTAL PAINTING AND DECORATING INC	AFRICAN AMERICAN	\$12,583.76	\$25,618.81	\$38,202.57
JSR ENTERPRISES INC	AFRICAN AMERICAN	\$34,409.50	\$0.00	\$34,409.50
IFR HOLDINGS LLC KILO SERIES/NEELY PROCUREMENT SOLUTIONS LLC	AFRICAN AMERICAN	\$22,681.00	\$11,343.00	\$34,024.00
ELECTRONIC KNOWLEDGE INTERCHANGE CO/QUANT16	AFRICAN AMERICAN	\$33,990.00	\$0.00	\$33,990.00
WE'RE CLEANING INC	AFRICAN AMERICAN	\$7,512.00	\$22,446.00	\$29,958.00
BURCHELL UPHOLSTERY INC	AFRICAN AMERICAN	\$29,402.00	\$0.00	\$29,402.00
EXETER GROUP TMS LLC	AFRICAN AMERICAN	\$28,500.00	\$0.00	\$28,500.00
BERYLLUS CONSULTING AND STAFFING LLC	AFRICAN AMERICAN	\$19,440.00	\$0.00	\$19,440.00
LAMBENT RISK MANAGEMENT SERVICES INC	AFRICAN AMERICAN	\$19,100.00	\$0.00	\$19,100.00
NATIONAL HVACDBA NATIONAL INSULATION INC	AFRICAN AMERICAN	\$5,825.00	\$8,967.00	\$14,792.00
ROYAL PEST ELIMINATION	AFRICAN AMERICAN	\$7,029.99	\$6,249.99	\$13,279.98
SOAR STRATEGIES INC	AFRICAN AMERICAN	\$0.00	\$13,000.00	\$13,000.00
CG CONSTRUCTION SUPPLY COMPANY INC	AFRICAN AMERICAN	\$12,432.78	\$0.00	\$12,432.78
PRO BIZ PRODUCTS LLC	AFRICAN AMERICAN	\$4,426.85	\$5,469.55	\$9,896.40
C4 PETROLEUM TRANSPORT INC	AFRICAN AMERICAN	\$3,711.92	\$3,714.84	\$7,426.76
VEYA INC	AFRICAN AMERICAN	\$3,830.00	\$0.00	\$3,830.00
EVERYTHING HAS ITS PLACE LLC	AFRICAN AMERICAN	\$2,800.00	\$0.00	\$2,800.00
VICTORY PHARMACY OF DECATUR INC/VICTORY MEDICAL EQUIPMENT	AFRICAN AMERICAN	\$426.29	\$2,343.89	\$2,770.18
ENVIRONMENTAL DESIGN INTERNATIONAL INC (EDI)	AFRICAN AMERICAN	\$0.00	\$2,666.00	\$2,666.00
ROBERT L MILLER ASSOCIATES INC	AFRICAN AMERICAN	\$2,287.27	\$0.00	\$2,287.27
MILHOUSE ENGINEERING AND CONSTRUCTION INC	AFRICAN AMERICAN	\$2,210.10	\$0.00	\$2,210.10
AARON BROS MOVING SYSTEM INC	AFRICAN AMERICAN	\$1,720.00	\$462.50	\$2,182.50
GALLERY GUICHARD LLC	AFRICAN AMERICAN	\$1,830.00	\$0.00	\$1,830.00
NELSON TRANSPORT SERVICES INC	AFRICAN AMERICAN	\$1,647.02	\$50.00	\$1,697.02
STITCH ME LLC	AFRICAN AMERICAN	\$0.00	\$1,362.00	\$1,362.00
ADA S MCKINLEY COMMUNITY SERVICES INCORPORATED	AFRICAN AMERICAN	\$0.00	\$1,050.00	\$1,050.00
CLAYBORNE AND WAGNER LLP	AFRICAN AMERICAN	\$910.00	\$0.00	\$910.00
AMMONS TRANSPORTATION SERVICES INC	AFRICAN AMERICAN	\$0.00	\$577.50	\$577.50
APS AND ASSOCIATES LLC	AFRICAN AMERICAN	\$500.00	\$0.00	\$500.00
MINTEX INC	AFRICAN AMERICAN	\$199.50	\$111.00	\$310.50
CALFI DESIGN INC/THE LEMON AD STAND	AFRICAN AMERICAN	\$0.00	\$240.00	\$240.00
PHOTOS BY GREG INC/DAVIS DIGITAL SERVICES	AFRICAN AMERICAN	\$154.00	\$0.00	\$154.00
KENTECH CONSULTING INC	AFRICAN AMERICAN	\$82.00	\$0.00	\$82.00
R & Y TRANSPORT SERVICES	AFRICAN AMERICAN	\$0.00	\$1.00	\$1.00
		5,099,546	5,064,332	10,163,878

FY25 Q2 BUSINESS ENTERPRISE PROGRAM SPEND BY VENDOR  
July 1, 2024 through December 31, 2024

VENDOR NAME	Minority-Category	FY25 Q1 (Through 9/30/2024)	FY25 Q2 (Through 12/31/2024)	FY25 (Through 12/31/2024)
PACE SYSTEMS INC	ASIAN AMERICAN	\$3,454,406.12	\$1,425,064.28	\$4,879,470.40
MECCOR INDUSTRIES LTD	ASIAN AMERICAN	\$1,884,330.55	\$0.00	\$1,884,330.55
NAYYAR NAYYAR INTERNATIONAL PC	ASIAN AMERICAN	\$28,600.00	\$846,492.02	\$875,092.02
RTM ENGINEERING CONSULTANTS LLC	ASIAN AMERICAN	\$319,998.22	\$256,729.09	\$576,727.31
RUBINOS AND MESIA ENGINEERS INC F11-S13	ASIAN AMERICAN	\$269,637.21	\$127,641.65	\$397,278.86
STEARNJOGLEKAR LTD	ASIAN AMERICAN	\$0.00	\$291,914.45	\$291,914.45
CCJM ENGINEERS LTD	ASIAN AMERICAN	\$3,036.96	\$167,963.38	\$171,000.34
IYKA ENTERPRISES INC	ASIAN AMERICAN	\$117,612.00	\$35,640.00	\$153,252.00
SHEN MILSOM WILKE LLC	ASIAN AMERICAN	\$2,929.03	\$110,440.73	\$113,369.76
RAPTOR INDUSTRIES INC	ASIAN AMERICAN	\$86,645.00	\$0.00	\$86,645.00
CCS INTERNATIONAL INC	ASIAN AMERICAN	\$30,303.99	\$30,375.00	\$60,678.99
AC GENTROL INCORPORATED	ASIAN AMERICAN	\$30,119.40	\$26,772.80	\$56,892.20
MACK CONSTRUCTION SERVICESLLC	ASIAN AMERICAN	\$47,992.50	\$7,365.60	\$55,358.10
NOVAMED INC	ASIAN AMERICAN	\$30,433.00	\$22,321.00	\$52,754.00
CARDINAL STATE LLC	ASIAN AMERICAN	\$50,265.94	\$0.00	\$50,265.94
SITE DESIGN GROUP LTD	ASIAN AMERICAN	\$38,357.50	\$10,692.50	\$49,050.00
D A S CONSULTING SERVICES LLC	ASIAN AMERICAN	\$47,466.14	\$0.00	\$47,466.14
CITTA PARTNERSHIP LLC	ASIAN AMERICAN	\$16,000.00	\$16,000.00	\$32,000.00
SUNRISE HITEK GROUP LLC/SUNRISE DIGITAL	ASIAN AMERICAN	\$10,753.30	\$10,266.00	\$21,019.30
SNTIAL TECHNOLOGIES INCORPORATED	ASIAN AMERICAN	\$17,600.00	\$0.00	\$17,600.00
EKLA CORPORATION	ASIAN AMERICAN	\$13,677.29	\$0.00	\$13,677.29
MODE ARCHITECTS PC	ASIAN AMERICAN	\$0.00	\$13,620.00	\$13,620.00
NAK-MAN CORP	ASIAN AMERICAN	\$2,878.05	\$6,663.22	\$9,541.27
KRAEMER CONTRACTING GROUP INC	ASIAN AMERICAN	\$0.00	\$9,427.99	\$9,427.99
MEDSTAR LABORATORY INC	ASIAN AMERICAN	\$4,578.20	\$2,478.60	\$7,056.80
VR DIVERSE INC	ASIAN AMERICAN	\$6,000.00	\$0.00	\$6,000.00
AGILE N2N INC	ASIAN AMERICAN	\$4,500.00	\$0.00	\$4,500.00
		<b>6,518,120</b>	<b>3,417,868</b>	<b>9,935,989</b>

FY25 Q2 BUSINESS ENTERPRISE PROGRAM SPEND BY VENDOR  
July 1, 2024 through December 31, 2024

VENDOR NAME	Minority-Category	FY25 Q1 (Through 9/30/2024)	FY25 Q2 (Through 12/31/2024)	FY25 (Through 12/31/2024)
BROEREN RUSSO BUILDERS INC.	HISPANIC AMERICAN	\$1,134,099.64	\$4,486,457.32	\$5,620,556.96
MONTERREY SECURITY CONSULTANTS INC	HISPANIC AMERICAN	\$1,019,124.32	\$1,092,384.63	\$2,111,508.95
VARGAS GROUP INC	HISPANIC AMERICAN	\$267,190.75	\$1,356,664.58	\$1,623,855.33
ZION CLOUD SOLUTIONS LLC	HISPANIC AMERICAN	\$744,323.50	\$734,148.00	\$1,478,471.50
ROMINE COMMERCIAL PAINTING INC	HISPANIC AMERICAN	\$1,222,314.17	\$69,264.75	\$1,291,578.92
VALOR TECHNOLOGIES INCORPORATED	HISPANIC AMERICAN	\$1,167,294.47	\$0.00	\$1,167,294.47
ARGO CONSTRUCTION LLC/GRACE INFRASTRUCTURE COMPANY	HISPANIC AMERICAN	\$401,363.10	\$490,200.00	\$891,563.10
VIRTUAL ENERGY SOLUTIONS INC	HISPANIC AMERICAN	\$26,148.30	\$817,081.66	\$843,229.96
APACHE SERVICE AND SUPPLY CO	HISPANIC AMERICAN	\$406,225.60	\$283,208.52	\$689,434.12
CSI 3000 INC	HISPANIC AMERICAN	\$441,317.68	\$0.00	\$441,317.68
RAMIREZ GROUP LLC	HISPANIC AMERICAN	\$372,241.38	\$34,948.48	\$407,189.86
APRIL BUILDING SERVICES INC	HISPANIC AMERICAN	\$391,459.05	\$0.00	\$391,459.05
MARKET CONTRACTING SERVICES INC	HISPANIC AMERICAN	\$318,938.63	\$71,583.20	\$390,521.83
SCALE CONSTRUCTION INC	HISPANIC AMERICAN	\$178,322.47	\$176,979.64	\$355,302.11
BUILT RITE CONSTRUCTION LLC DBA CS ARCHITECTURAL WOODWORKING	HISPANIC AMERICAN	\$259,523.73	\$9,279.88	\$268,803.61
URBAN WORKS LTD	HISPANIC AMERICAN	\$57,371.02	\$203,204.00	\$260,575.02
GATE 3 LLC	HISPANIC AMERICAN	\$106,454.25	\$115,949.25	\$222,403.50
GONZALEZ IRON WORKS LLC	HISPANIC AMERICAN	\$0.00	\$114,021.50	\$114,021.50
SPECIALTY CONSULTING INC	HISPANIC AMERICAN	\$42,958.60	\$63,202.75	\$106,161.35
WOLF ELECTRICAL SUPPLY COMPANY	HISPANIC AMERICAN	\$21,385.92	\$82,137.07	\$103,522.99
JA ELITE CONSTRUCTION INC	HISPANIC AMERICAN	\$6,480.00	\$95,636.88	\$102,116.88
ARCHITRAVE LTD	HISPANIC AMERICAN	\$70,294.50	\$11,840.00	\$82,134.50
ALL MASONRY CONSTRUCTION CO INC DBA ALL CONSTRUCTION GROUP	HISPANIC AMERICAN	\$78,507.13	\$0.00	\$78,507.13
THE ABERDEEN GROUP INC	HISPANIC AMERICAN	\$64,649.39	\$0.00	\$64,649.39
BRANDENBURGER PLUMBING	HISPANIC AMERICAN	\$24,902.95	\$37,863.04	\$62,765.99
CRISTINA FOODS INC	HISPANIC AMERICAN	\$14,339.00	\$47,481.00	\$61,820.00
ACCEL CONSTRUCTION SERVICES GROUP LLC	HISPANIC AMERICAN	\$58,163.67	\$0.00	\$58,163.67
CARNOW CONIBEAR ASSOC LTD	HISPANIC AMERICAN	\$7,906.33	\$50,062.00	\$57,968.33
BAUER LATOZA STUDIO LIMITED	HISPANIC AMERICAN	\$0.00	\$47,814.40	\$47,814.40
TORO CONSTRUCTION CORP	HISPANIC AMERICAN	\$42,622.92	\$4,916.25	\$47,539.17
INTEGRITY GLOBAL LOGISTICS LLC	HISPANIC AMERICAN	\$46,178.12	\$0.00	\$46,178.12
GLOBAL WATER TECHNOLOGY INC	HISPANIC AMERICAN	\$41,175.27	\$0.00	\$41,175.27
INTEGRATED DEMOLITION SERVICE LLC	HISPANIC AMERICAN	\$34,920.00	\$6,145.30	\$41,065.30
GARDENSCAPE CONTRACTORS INC	HISPANIC AMERICAN	\$0.00	\$33,927.44	\$33,927.44
CRAFT MECHANICAL	HISPANIC AMERICAN	\$23,867.50	\$9,960.00	\$33,827.50
SANTOS MCLEESE LLC	HISPANIC AMERICAN	\$16,245.00	\$16,245.00	\$32,490.00
METAPHRAPHIS LANGUAGE AND CULTURAL SOLUTIONS LLC	HISPANIC AMERICAN	\$20,102.37	\$9,224.04	\$29,326.41
RODRIGUEZ AND ASSOCIATES INC	HISPANIC AMERICAN	\$4,480.00	\$24,179.33	\$28,659.33
AIRWAYS SYSTEMS INC	HISPANIC AMERICAN	\$13,982.00	\$8,399.00	\$22,381.00
DURANGO PAINTING INC	HISPANIC AMERICAN	\$2,561.00	\$19,066.50	\$21,627.50
MEP INFRASTRUCTURE SOLUTIONS INCORPORATED	HISPANIC AMERICAN	\$14,757.50	\$2,951.50	\$17,709.00
PROFASTS INC	HISPANIC AMERICAN	\$17,100.00	\$0.00	\$17,100.00
CS FOR SUCCESS	HISPANIC AMERICAN	\$15,000.00	\$0.00	\$15,000.00
TERRA DEMOLITION	HISPANIC AMERICAN	\$0.00	\$13,194.00	\$13,194.00
AGUA PLUMBING INC	HISPANIC AMERICAN	\$12,205.00	\$0.00	\$12,205.00
NORMAL LLC	HISPANIC AMERICAN	\$0.00	\$10,000.00	\$10,000.00
GLOBAL MAINTENANCE SOLUTIONS	HISPANIC AMERICAN	\$9,620.67	\$0.00	\$9,620.67
VERIO GRAPHICS LLC	HISPANIC AMERICAN	\$8,325.00	\$0.00	\$8,325.00
MIMS CONSULTING LLC	HISPANIC AMERICAN	\$7,250.00	\$0.00	\$7,250.00
QUALITY PRESSURE WASHING CORP	HISPANIC AMERICAN	\$5,952.57	\$0.00	\$5,952.57
DUMEX CONSTRUCTION COMPANY	HISPANIC AMERICAN	\$5,940.00	\$0.00	\$5,940.00
MIDWAY CONTRACTING GROUP	HISPANIC AMERICAN	\$5,446.41	\$0.00	\$5,446.41
SILK SCREEN EXPRESS INC	HISPANIC AMERICAN	\$0.00	\$5,413.36	\$5,413.36
NESTBUILDERS INC DBA DBHMS	HISPANIC AMERICAN	\$4,000.00	\$0.00	\$4,000.00
PHILOMATHY DIGITAL MEDIA MARKETING LLC	HISPANIC AMERICAN	\$0.00	\$3,500.00	\$3,500.00
ZABA RESTORATION INC/SERVICEMASTER RESTORATION BY ZABA	HISPANIC AMERICAN	\$3,438.70	\$0.00	\$3,438.70
ARIES CHARTER TRANSPORTATION INCORPORATED	HISPANIC AMERICAN	\$3,313.64	\$0.00	\$3,313.64
KES PROTECHS COMPANY	HISPANIC AMERICAN	\$2,623.50	\$0.00	\$2,623.50
PURE ELECTRIC INC	HISPANIC AMERICAN	\$2,114.82	\$0.00	\$2,114.82
NASAW DOUGLASS AND ASSOC LTD/MCFARLANE DOUGLASS AND COMPAN	HISPANIC AMERICAN	\$1,192.00	\$894.00	\$2,086.00
TRUCK TIRE SALES INC	HISPANIC AMERICAN	\$1,968.36	\$0.00	\$1,968.36
MENA TOURS AND TRAVEL INC	HISPANIC AMERICAN	\$0.00	\$1,560.00	\$1,560.00

FY25 Q2 BUSINESS ENTERPRISE PROGRAM SPEND BY VENDOR  
July 1, 2024 through December 31, 2024

BELLA DIA DESIGNS LLC	HISPANIC AMERICAN	\$575.00	\$975.00	\$1,550.00
US MESSENGER AND LOGISTICS INC/USM LOGISTICS US MESSENGER	HISPANIC AMERICAN	\$424.80	\$1,007.72	\$1,432.52
ARIAS INFORMATION SOLUTIONS LLC	HISPANIC AMERICAN	\$0.00	\$1,100.00	\$1,100.00
GALAXY ENVIRONMENTAL INC	HISPANIC AMERICAN	\$495.00	\$0.00	\$495.00
A ALVA ROSALES & ASSOCS LTD	HISPANIC AMERICAN	\$138.32	\$207.48	\$345.80
		9,271,315	10,664,278	19,935,593



FY25 Q2 BUSINESS ENTERPRISE PROGRAM SPEND BY VENDOR  
July 1, 2024 through December 31, 2024

VENDOR NAME	Minority-Category	FY25 Q1 (Through 9/30/2024)	FY25 Q2 (Through 12/31/2024)	FY25 (Through 12/31/2024)
DIVERSIFIED CONSTRUCTION SERVICES LLC	NATIVE AMERICAN	\$16,901.00	\$0.00	\$16,901.00
MUST BUY ENOUGH FENCE INC	NATIVE AMERICAN	\$5,246.00	\$0.00	\$5,246.00
		22,147	0	22,147

FY25 Q2 BUSINESS ENTERPRISE PROGRAM SPEND BY VENDOR  
July 1, 2024 through December 31, 2024

VENDOR NAME	Minority-Category	FY25 Q1 (Through 9/30/2024)	FY25 Q2 (Through 12/31/2024)	FY25 (Through 12/31/2024)
PIER GROUP LLC	WOMAN-OWNED	\$ 4,475,178.36	\$ 20,847,565.15	\$25,322,743.51
CCC HOLDINGS INCORPORATED/CHICAGO COMMERCIAL CONSTRUCTION	WOMAN-OWNED	\$ 2,260,164.80	\$ 1,598,018.13	\$3,858,182.93
GLESCO ELECTRIC INCORPORATED	WOMAN-OWNED	\$ 1,081,368.21	\$ 1,649,131.57	\$2,730,499.78
CENTRAL STATES MEDIA/MANAGEMENT LLC	WOMAN-OWNED	\$ 1,544,073.48	\$ 1,068,876.59	\$2,612,950.07
MAMAN CORP	WOMAN-OWNED	\$ 1,252,317.86	\$ 1,057,040.90	\$2,309,358.76
PROGRESS GROUP INCORPORATED	WOMAN-OWNED	\$ 385,088.00	\$ 1,890,114.50	\$2,275,202.50
MARUCCO STODDARD FERENBACH AND WALSH INC/MSF AND W CONSULT	WOMAN-OWNED	\$ 84,250.50	\$ 1,176,861.61	\$1,261,112.11
OLYMPIC CONSTRUCTION COMPANY LLC	WOMAN-OWNED	\$ 940,930.80	\$ -	\$940,930.80
CENTRAL ILLINOIS ELECTRIC CO	WOMAN-OWNED	\$ 364,775.00	\$ 482,134.00	\$846,909.00
THE ELLISON GROUP INC	WOMAN-OWNED	\$ 268,506.59	\$ 468,042.52	\$736,549.11
REMCO ELECTRICAL CORPORATION	WOMAN-OWNED	\$ 257,210.00	\$ 448,425.60	\$705,635.60
ONE PARKING INC	WOMAN-OWNED	\$ 272,941.69	\$ 377,065.39	\$650,007.08
JRH ENTERPRISES INC	WOMAN-OWNED	\$ -	\$ 626,395.10	\$626,395.10
BAILEY EDWARD DESIGN INC/BAILEY EDWARD A/E/I	WOMAN-OWNED	\$ 191,471.00	\$ 328,256.63	\$519,727.63
DCC MARKETING LLC	WOMAN-OWNED	\$ 197,243.87	\$ 289,798.05	\$487,041.92
KRUT'S ELECTRIC INCORPORATED	WOMAN-OWNED	\$ 287,396.00	\$ 90,171.00	\$377,567.00
COMMERCIAL FLOOR COVERING INC/TSI COMMERCIAL FLOOR COVERING	WOMAN-OWNED	\$ 292,058.82	\$ 66,593.50	\$358,652.32
MBB ENTERPRISES OF CHICAGO INC	WOMAN-OWNED	\$ 339,481.24	\$ 1,000.00	\$340,481.24
COMMERCIAL ELECTRIC INCORPORATED	WOMAN-OWNED	\$ 141,489.12	\$ 195,256.03	\$336,745.15
DILLON REPORTING SERVICE	WOMAN-OWNED	\$ 61,625.00	\$ 233,181.50	\$294,806.50
REIFSTECK REID AND COMPANY ARCHITECTS	WOMAN-OWNED	\$ 106,467.96	\$ 183,371.00	\$289,838.96
BIG PICTURE MARKETING INCORPORATED	WOMAN-OWNED	\$ 250,241.94	\$ 22,178.74	\$272,420.68
GORDON ELECTRIC SUPPLY	WOMAN-OWNED	\$ 80,655.79	\$ 182,589.82	\$263,245.61
ANDERSON LOCK COMPANY LTD	WOMAN-OWNED	\$ 160,907.09	\$ 92,224.76	\$253,131.85
SLATE DEMOLITION LLC	WOMAN-OWNED	\$ 234,037.80	\$ -	\$234,037.80
FRANKLYNN INC/CHEMICAL MAINTENANCE INC CMI	WOMAN-OWNED	\$ 120,041.72	\$ 110,901.86	\$230,943.58
CHICAGO AREA PLUMBING MECHANICAL INCORPORATED	WOMAN-OWNED	\$ -	\$ 210,339.68	\$210,339.68
CT MECHANICAL LLC	WOMAN-OWNED	\$ 112,281.47	\$ 90,900.45	\$203,181.92
G COOPER OIL COMPANY INC	WOMAN-OWNED	\$ 81,337.14	\$ 113,687.43	\$195,024.57
AMERICAN PRECISION SUPPLY INC	WOMAN-OWNED	\$ 111,518.81	\$ 82,739.54	\$194,258.35
PHD SERVICES LLC	WOMAN-OWNED	\$ 120,365.34	\$ 67,618.88	\$187,984.22
BEC MECHANICAL INC	WOMAN-OWNED	\$ 180,123.00	\$ 3,555.00	\$183,678.00
VON ALST OPERATING LLC	WOMAN-OWNED	\$ 4,588.00	\$ 169,915.28	\$174,503.28
TILTON KELLY AND BELL LLC	WOMAN-OWNED	\$ 113,400.42	\$ 55,804.62	\$169,205.04
JOHNSON LASKY KINDELIN ARCHITECTS INC	WOMAN-OWNED	\$ 154,069.48	\$ 12,826.20	\$166,895.68
LIVE WIRE STRATEGIC COMMUNICATIONS LLC	WOMAN-OWNED	\$ 82,800.00	\$ 82,800.00	\$165,600.00
ON THE JOB CONSULTING INC/PIXO	WOMAN-OWNED	\$ 102,880.00	\$ 61,237.50	\$164,117.50
WOLF ELECTRIC INCORPORATED	WOMAN-OWNED	\$ 120,555.19	\$ 43,091.21	\$163,646.40
CANINO ELECTRIC CO	WOMAN-OWNED	\$ 67,002.07	\$ 93,614.30	\$160,616.37
HILLCO DISTRIBUTING COMPANY INC	WOMAN-OWNED	\$ 154,285.71	\$ -	\$154,285.71
UNITED FUEL CO	WOMAN-OWNED	\$ 71,591.84	\$ 66,340.55	\$137,932.39
DISPOSALL WASTE SERVICES LLC	WOMAN-OWNED	\$ 66,195.17	\$ 69,307.20	\$135,502.37
ALTUSWORKS INCORPORATED	WOMAN-OWNED	\$ 50,612.82	\$ 57,176.16	\$107,788.98
PRIMERA ENGINEERS LTD	WOMAN-OWNED	\$ 6,678.00	\$ 93,400.56	\$100,078.56
CORPORATE CONCEPTS INCORPORATED	WOMAN-OWNED	\$ 94,056.85	\$ -	\$94,056.85
KREILING ROOFING	WOMAN-OWNED	\$ 31,577.00	\$ 60,564.06	\$92,141.06
KELLEY ORNAMENTAL IRON	WOMAN-OWNED	\$ 60,727.48	\$ 30,416.40	\$91,143.88
DRAPERIES AND INTERIORS BY DESIGN INCORPORATED	WOMAN-OWNED	\$ 78,316.00	\$ 9,617.00	\$87,933.00
PRAIRIE RESTORATIONS INCORPORATED	WOMAN-OWNED	\$ 1,905.30	\$ 78,255.91	\$80,161.21
YELLOW ARROWS LLC	WOMAN-OWNED	\$ 39,250.00	\$ 39,250.00	\$78,500.00
M AND G GRAPHICS INC	WOMAN-OWNED	\$ 10,963.00	\$ 67,114.00	\$78,077.00
POOL ADMINISTRATORS INCORPORATED	WOMAN-OWNED	\$ 32,184.94	\$ 43,960.97	\$76,145.91
RD MCMILLEN INC	WOMAN-OWNED	\$ 34,903.10	\$ 37,068.86	\$71,971.96
RESOURCE ONE OF ILLINOIS LTD	WOMAN-OWNED	\$ 35,929.36	\$ 35,494.75	\$71,424.11
PEDIATRIC INTERACTIONS INCORPORATED	WOMAN-OWNED	\$ 28,478.86	\$ 40,215.03	\$68,693.89
DOYLE AND ASSOC ARCHITECTS AND INT DESIGNS/DOYLE AND A	WOMAN-OWNED	\$ 65,525.60	\$ 535.00	\$66,060.60
C-STRATEGIES INC	WOMAN-OWNED	\$ 39,700.00	\$ 24,000.00	\$63,700.00
PIKE SYSTEMS INC	WOMAN-OWNED	\$ 31,320.00	\$ 31,739.28	\$63,059.28
FICEK ELECTRIC COMMUNICATION SYSTEMS INC	WOMAN-OWNED	\$ 60,033.42	\$ -	\$60,033.42
MOTION AGENCY INC	WOMAN-OWNED	\$ 59,656.17	\$ -	\$59,656.17
ILLINI SUPPLY INCORPORATED	WOMAN-OWNED	\$ 475.00	\$ 59,160.10	\$59,635.10
BELLA BAGNO INC	WOMAN-OWNED	\$ 17,484.40	\$ 38,425.00	\$55,909.40

FY25 Q2 BUSINESS ENTERPRISE PROGRAM SPEND BY VENDOR  
July 1, 2024 through December 31, 2024

CHICAGO COMMUNICATIONS LLC	WOMAN-OWNED	\$ 26,242.50	\$ 29,062.40	\$55,304.90
JOHNSON MECHANICAL SERVICE INC/JOHNSON HVACR AND FOOD	WOMAN-OWNED	\$ 54,262.87	\$ -	\$54,262.87
CHRISTY WEBBER AND CO/CHRISTY WEBBER LANDSCAPES	WOMAN-OWNED	\$ 25,367.54	\$ 26,852.00	\$52,219.54
CABLE COMMUNICATIONS INC	WOMAN-OWNED	\$ 35,386.65	\$ 15,120.00	\$50,506.65
BRUSH ARCHITECTS LLC	WOMAN-OWNED	\$ 8,000.00	\$ 38,490.00	\$46,490.00
FH CANN AND ASSOCIATES INC	WOMAN-OWNED	\$ 14,190.52	\$ 31,895.86	\$46,086.38
EZELL EXCAVATING INC	WOMAN-OWNED	\$ -	\$ 44,833.59	\$44,833.59
ACTIVE ELECTRICAL SUPPLY CO	WOMAN-OWNED	\$ 43,392.30	\$ -	\$43,392.30
PINNACLE ELECTRIC INC/PEI INC ELECTRICAL CONTRACTORS	WOMAN-OWNED	\$ 41,100.00	\$ -	\$41,100.00
KACE COMMUNICATIONS	WOMAN-OWNED	\$ 36,655.00	\$ 4,220.00	\$40,875.00
EIP INC/ENERGY IMPROVEMENT PRODUCTS	WOMAN-OWNED	\$ 40,805.00	\$ -	\$40,805.00
ELIZABETH A BLANKENSHIP DBA BPI TESTING LLC	WOMAN-OWNED	\$ 9,360.00	\$ 23,840.00	\$33,200.00
TRANSFORMATIONS BY WIELAND INC	WOMAN-OWNED	\$ 20,083.24	\$ 12,998.28	\$33,081.52
MULLER AND MULLER LTD	WOMAN-OWNED	\$ -	\$ 32,361.18	\$32,361.18
RELIABLE ENVIRONMENTAL SOLUTIONS INCORPORATED	WOMAN-OWNED	\$ 18,341.99	\$ 14,017.14	\$32,359.13
ACCURATE BIOMETRICS INCORPORATED	WOMAN-OWNED	\$ 24,545.00	\$ 4,920.00	\$29,465.00
EBM INC	WOMAN-OWNED	\$ 8,339.03	\$ 19,591.35	\$27,930.38
MARSHA L NORRIS DBA MLN ENTERPRISE	WOMAN-OWNED	\$ 7,409.10	\$ 19,636.50	\$27,045.60
AUTUMN CONSTRUCTION SERVICES INC	WOMAN-OWNED	\$ 9,900.00	\$ 16,646.00	\$26,546.00
HENRY STREET SOLUTIONS INC/LEADING HEALTHY FUTURES	WOMAN-OWNED	\$ 16,500.00	\$ 8,250.00	\$24,750.00
SUPERIOR FLOOR COVERING	WOMAN-OWNED	\$ 12,213.00	\$ 11,205.00	\$23,418.00
EVERY BLOOMIN INDUSTRIAL SUPPLYINC	WOMAN-OWNED	\$ -	\$ 21,465.00	\$21,465.00
CORINSTALLATION FURNITURE & SUPPLY LLC	WOMAN-OWNED	\$ 20,664.73	\$ -	\$20,664.73
SEVENTEENTH ADDITION LLC	WOMAN-OWNED	\$ -	\$ 20,614.79	\$20,614.79
GREAT LAKES MEDICAID INC	WOMAN-OWNED	\$ -	\$ 20,350.00	\$20,350.00
HAGERMAN AND COMPANY INC	WOMAN-OWNED	\$ 19,561.49	\$ -	\$19,561.49
KASKASKIA ENGINEERING GROUP LLC	WOMAN-OWNED	\$ 19,017.60	\$ -	\$19,017.60
DOETSCH CONTRACTORS INC	WOMAN-OWNED	\$ 16,995.81	\$ -	\$16,995.81
H AND S MECHANICAL INC	WOMAN-OWNED	\$ -	\$ 15,995.00	\$15,995.00
ELEMENTAL SOLUTIONS LLC	WOMAN-OWNED	\$ 15,889.20	\$ -	\$15,889.20
MEDICAL AND SAFETY ENGINEERING INC(MASE)	WOMAN-OWNED	\$ -	\$ 15,630.00	\$15,630.00
TRACING STRATEGIES LLC	WOMAN-OWNED	\$ 5,000.00	\$ 10,500.00	\$15,500.00
MJB DECORATINGINC	WOMAN-OWNED	\$ 14,400.00	\$ -	\$14,400.00
ANZY SUPPLY INC	WOMAN-OWNED	\$ -	\$ 13,867.12	\$13,867.12
OCCUPATIONAL TRAINING AND SUPPLY INC	WOMAN-OWNED	\$ 4,834.70	\$ 8,587.96	\$13,422.66
STUARD AND ASSOCIATES INCORPORATED	WOMAN-OWNED	\$ 7,426.00	\$ 5,925.00	\$13,351.00
TGDA LANDSCAPE ARCHITECTURE PLLC	WOMAN-OWNED	\$ 490.00	\$ 12,659.49	\$13,149.49
BIENALI PROMOTIONS LLC	WOMAN-OWNED	\$ 12,936.04	\$ -	\$12,936.04
LIMBAUGH CONSTRUCTION CO INC	WOMAN-OWNED	\$ -	\$ 11,468.18	\$11,468.18
VIP SERVICES INC/VIP VALET SERVICES INC	WOMAN-OWNED	\$ 11,331.50	\$ -	\$11,331.50
DEMCO INC	WOMAN-OWNED	\$ -	\$ 10,673.51	\$10,673.51
HENNEMAN ENGINEERING INC	WOMAN-OWNED	\$ 374.67	\$ 10,150.00	\$10,524.67
CATERING BY MICHAELS	WOMAN-OWNED	\$ 10,118.16	\$ -	\$10,118.16
HALLETT AND SONS EXPERT MOVERS INC	WOMAN-OWNED	\$ 9,960.00	\$ -	\$9,960.00
THORSEN CONSULTING INC	WOMAN-OWNED	\$ 8,837.50	\$ -	\$8,837.50
MDI TRANSPORTATION SYSTEMS INC	WOMAN-OWNED	\$ 4,418.50	\$ 4,375.00	\$8,793.50
HYGIENEERING INC	WOMAN-OWNED	\$ 8,647.23	\$ -	\$8,647.23
RHL INSULATION FIRESTOPPING INC	WOMAN-OWNED	\$ 8,403.75	\$ -	\$8,403.75
DLS INVESTMENTS INCORPORATED/DECATUR BOLT COMPANY	WOMAN-OWNED	\$ 3,773.87	\$ 4,475.75	\$8,249.62
ADCO ADVERTISING AGENCY INC	WOMAN-OWNED	\$ 4,872.00	\$ 3,336.00	\$8,208.00
INDIGO ECOLOGICAL DESIGN	WOMAN-OWNED	\$ 710.39	\$ 7,466.71	\$8,177.10
ELECTRICAL CONTRACTORS INC	WOMAN-OWNED	\$ -	\$ 7,613.00	\$7,613.00
MCGINNIS AUTO-ELECTRIC REBUILDING SERVICE INC	WOMAN-OWNED	\$ 1,563.58	\$ 5,247.14	\$6,810.72
DESIGN GROUP SIGNAGE CORPORATION	WOMAN-OWNED	\$ 6,627.00	\$ -	\$6,627.00
WORLD OF PROMOTIONS	WOMAN-OWNED	\$ 3,550.00	\$ 2,950.00	\$6,500.00
ECOLINE INDUSTRIAL SUPPLY INC	WOMAN-OWNED	\$ 6,438.53	\$ -	\$6,438.53
FUHRMANN ENGINEERING INC	WOMAN-OWNED	\$ -	\$ 6,069.00	\$6,069.00
CUSHING AND COMPANY	WOMAN-OWNED	\$ 2,199.30	\$ 3,106.60	\$5,305.90
SANDSTORM DESIGN INC	WOMAN-OWNED	\$ -	\$ 5,000.00	\$5,000.00
LANDSCAPE SOLUTIONS LLC	WOMAN-OWNED	\$ 2,490.00	\$ 2,490.00	\$4,980.00
RW COLLINS COMPANY	WOMAN-OWNED	\$ 4,860.00	\$ -	\$4,860.00
EVERGREEN SUPPLY	WOMAN-OWNED	\$ 4,735.49	\$ -	\$4,735.49
CHICAGO CUT CONCRETE CUTTING INC	WOMAN-OWNED	\$ 3,853.13	\$ 476.76	\$4,329.89
BEHIND THE SCENES CHICAGO LLC/PARAMOUNT EVENTS	WOMAN-OWNED	\$ 4,071.06	\$ -	\$4,071.06
CELTIC COMMERCIAL PAINTING LLC	WOMAN-OWNED	\$ 4,009.50	\$ -	\$4,009.50

FY25 Q2 BUSINESS ENTERPRISE PROGRAM SPEND BY VENDOR  
July 1, 2024 through December 31, 2024

SAFETY SUPPLY ILLINOIS LLC	WOMAN-OWNED	\$	3,894.92	\$	-	\$3,894.92
CHRISTNER ARCHITECTS	WOMAN-OWNED	\$	2,604.00	\$	1,218.75	\$3,822.75
ACTION BAG COMPANY	WOMAN-OWNED	\$	3,696.45	\$	-	\$3,696.45
M HARRIS AND CO	WOMAN-OWNED	\$	3,500.00	\$	-	\$3,500.00
JEET INCORPORATED	WOMAN-OWNED	\$	3,290.00	\$	-	\$3,290.00
AARON ENGINEERING SERVICES INC	WOMAN-OWNED	\$	3,095.00	\$	-	\$3,095.00
KRYSTAL DAIRY INC	WOMAN-OWNED	\$	241.92	\$	2,782.08	\$3,024.00
OMEGA SIGN AND LIGHTING INC/YESCO CHICAGO	WOMAN-OWNED	\$	-	\$	2,890.00	\$2,890.00
MAINTENANCE SUPPLY CORPORATION	WOMAN-OWNED	\$	2,750.00	\$	-	\$2,750.00
ALOHA DOCUMENT SERVICES INC/ALOHA PRINT GROUP	WOMAN-OWNED	\$	-	\$	2,615.27	\$2,615.27
TRICIA KONING PHOTOGRAPHY INCORPORATED	WOMAN-OWNED	\$	1,175.00	\$	1,332.50	\$2,507.50
PRAIRIE ENGINEERS PC	WOMAN-OWNED	\$	426.00	\$	2,039.14	\$2,465.14
SCRUB KING GROUP LLC	WOMAN-OWNED	\$	2,415.60	\$	-	\$2,415.60
HENSLEY COMPANY INC	WOMAN-OWNED	\$	-	\$	2,331.33	\$2,331.33
FOX SPRINKLER	WOMAN-OWNED	\$	2,038.36	\$	-	\$2,038.36
EQUIPMENT INTERNATIONAL LTD	WOMAN-OWNED	\$	-	\$	1,947.14	\$1,947.14
MCGUIRE IGLESKI AND ASSOCIATES INCORPORATED	WOMAN-OWNED	\$	-	\$	1,900.00	\$1,900.00
WILEY OFFICE EQUIPMENT CO	WOMAN-OWNED	\$	-	\$	1,674.87	\$1,674.87
AUTOMATIC DOORS INC	WOMAN-OWNED	\$	1,539.00	\$	-	\$1,539.00
KEDMONT WATERPROOFING CO INC	WOMAN-OWNED	\$	-	\$	1,462.50	\$1,462.50
ILLINOIS SAFETY LLC	WOMAN-OWNED	\$	-	\$	1,440.00	\$1,440.00
SASU PROJECT MANAGEMENT INC	WOMAN-OWNED	\$	1,387.50	\$	-	\$1,387.50
YOUR PARTNER PROMOTIONS INC	WOMAN-OWNED	\$	1,178.96	\$	-	\$1,178.96
NATIONAL TEK SERVICES INC	WOMAN-OWNED	\$	1,047.00	\$	-	\$1,047.00
EVERLIGHTS INCORPORATED	WOMAN-OWNED	\$	1,042.75	\$	-	\$1,042.75
MULTILINGUAL CONNECTIONS LLC	WOMAN-OWNED	\$	458.15	\$	493.85	\$952.00
HALLAGAN OFFICE SUPPLIES INC	WOMAN-OWNED	\$	318.57	\$	450.00	\$768.57
RELIABLE FIRE EQUIPMENT CO	WOMAN-OWNED	\$	650.00	\$	-	\$650.00
SOUTHWEST SPRING INC	WOMAN-OWNED	\$	-	\$	295.00	\$295.00
MCCORKLE LITIGATION SERVICES INCORPORATED	WOMAN-OWNED	\$	240.00	\$	-	\$240.00
SJB PROMOTIONS INCORPORATED	WOMAN-OWNED	\$	-	\$	123.51	\$123.51
ALO ENGINEERING INC	WOMAN-OWNED	\$	-	\$	102.90	\$102.90
CARSTENS HEALTH INDUSTRIES INC/CARSTENS INC	WOMAN-OWNED	\$	-	\$	82.72	\$82.72
ARROW MESSENGER SERVICE INC	WOMAN-OWNED	\$	67.19	\$	-	\$67.19
MIDWEST MAILING AND SHIPPING SYSTEMS INC	WOMAN-OWNED	\$	-	\$	55.47	\$55.47
			<b>18,714,904</b>		<b>36,065,033</b>	<b>54,779,938</b>

FY25 Q2 BUSINESS ENTERPRISE PROGRAM SPEND BY VENDOR  
July 1, 2024 through December 31, 2024

VENDOR NAME	Minority-Category	FY25 Q1 (Through 9/30/2024)	FY25 Q2 (Through 12/31/2024)	FY25 (Through 12/31/2024)
CHICAGO LIGHTHOUSE FOR PEOPLE WHO ARE BLIND AND VISUALLY	DISABLED/SHELTERED/REHABILITATION	\$1,791,609.51	\$1,238,521.25	\$3,030,130.76
INTECH INNOVATIONS	DISABLED/SHELTERED/REHABILITATION	\$73,529.20	\$61,294.57	\$134,823.77
BRIDGEWAY INCORPORATED	DISABLED/SHELTERED/REHABILITATION	\$23,288.86	\$31,967.97	\$55,256.83
DEVELOPMENTAL SERVICES CENTER	DISABLED/SHELTERED/REHABILITATION	\$35,258.60	\$0.00	\$35,258.60
T CASTRO PRODUCE INC	DISABLED/SHELTERED/REHABILITATION	\$7,169.33	\$0.00	\$7,169.33
SERTOMA STAR SERVICES INC	DISABLED/SHELTERED/REHABILITATION	\$3,468.33	\$0.00	\$3,468.33
CLAY COUNTY REHABILITATION CENTER INCORPORATED	DISABLED/SHELTERED/REHABILITATION	\$121.20	\$897.60	\$1,018.80
		1,934,445	1,332,681	3,267,126

FY25 Q2 BUSINESS ENTERPRISE PROGRAM SPEND BY VENDOR  
July 1, 2024 through December 31, 2024

VENDOR NAME	Minority-Category	FY25 Q1 (Through 9/30/2024)	FY25 Q2 (Through 12/31/2024)	FY25 (Through 12/31/2024)
LYNCHCO CONSTRUCTION INC	VOSB	\$3,085,101.87	\$186,724.98	\$3,271,826.85
VIRTUAL ENERGY SOLUTIONS INC	SDVOSB	\$26,148.30	\$817,081.66	\$843,229.96
RAMIREZ GROUP LLC	VOSB	\$372,241.38	\$0.00	\$372,241.38
ENGERVAVRA INC	SDVOSB	\$180,000.00	\$81,855.04	\$261,855.04
SULLWOOD INC	VOSB	\$2,478.82	\$140,875.81	\$143,354.63
INTECH INNOVATIONS	SDVOSB	\$73,529.20	\$61,294.57	\$134,823.77
CHICAGO FIRE PROTECTION LLC	SDVOSB	\$5,412.60	\$103,514.67	\$108,927.27
FASTENERS ETC INCORPORATED	VOSB	\$59,414.35	\$47,770.35	\$107,184.70
NU VETERANS CONSTRUCTION SERVICES INC	SDVOSB	\$106,383.22	\$0.00	\$106,383.22
WOLF ELECTRICAL SUPPLY COMPANY	VOSB	\$21,385.92	\$82,137.07	\$103,522.99
MIDDLETON CONSTRUCTION CONSULTING OF ILLINOIS LLC	SDVOSB	\$55,779.00	\$26,815.40	\$82,594.40
CARNOW CONIBEAR ASSOC LTD	VOSB	\$7,906.33	\$50,062.00	\$57,968.33
ORION ENGINEERS PLLC	VOSB	\$0.00	\$53,770.00	\$53,770.00
ALL-PRO HEATING AIR CONDITIONING AND PLUMBING LLC	VOSB	\$29,125.72	\$14,312.72	\$43,438.44
AMERICAN VETERANS CONSTRUCTION LLC	VOSB	\$20,250.00	\$0.00	\$20,250.00
VALOR CONSTRUCTION SERVICES INC	SDVOSB	\$17,468.00	\$0.00	\$17,468.00
HIBBARD BUILDERS INC	SDVOSB	\$14,328.00	\$2,835.00	\$17,163.00
CHERMAR	VOSB	\$14,879.16	\$0.00	\$14,879.16
MODE ARCHITECTS PC	VOSB	\$0.00	\$13,620.00	\$13,620.00
JUNEAU ASSOCIATES INC PC	VOSB	\$8,905.00	\$4,695.00	\$13,600.00
DLC SALES	VOSB	\$3,510.00	\$8,008.60	\$11,518.60
SIEVERT ELECTRIC SERVICE AND SALES COMPANY	VOSB	\$975.00	\$9,030.00	\$10,005.00
ALLWALL COATINGS LLC	SDVOSB	\$9,882.00	\$0.00	\$9,882.00
TROPICAL ENVIRONMENTAL INC	SDVOSB	\$8,367.40	\$0.00	\$8,367.40
AMERICAN FIRST CONTRACTING INC	SDVOSB	\$7,100.00	\$0.00	\$7,100.00
TROOP CONTRACTING INC	SDVOSB	\$0.00	\$6,552.00	\$6,552.00
KUHN TRELLO CONSULTING ENGINEERS LLC	VOSB	\$0.00	\$5,495.00	\$5,495.00
ESKENAZI FARRELL ASSOCIATES LLC	VOSB	\$3,815.00	\$0.00	\$3,815.00
MURRAY AND TRETTEL INC	VOSB	\$0.00	\$3,600.00	\$3,600.00
PHILOMATHY DIGITAL MEDIA MARKETING LLC	VOSB	\$0.00	\$3,500.00	\$3,500.00
ROSELAND INDUSTRIES INC/ABBOTT PARTY RENTAL	VOSB	\$3,024.00	\$0.00	\$3,024.00
TEKLAB INCORPORATED	VOSB	\$1,169.40	\$173.80	\$1,343.20
ARIAS INFORMATION SOLUTIONS LLC	VOSB	\$0.00	\$1,100.00	\$1,100.00
		4,138,579.67	1,724,823.67	5,863,403.34