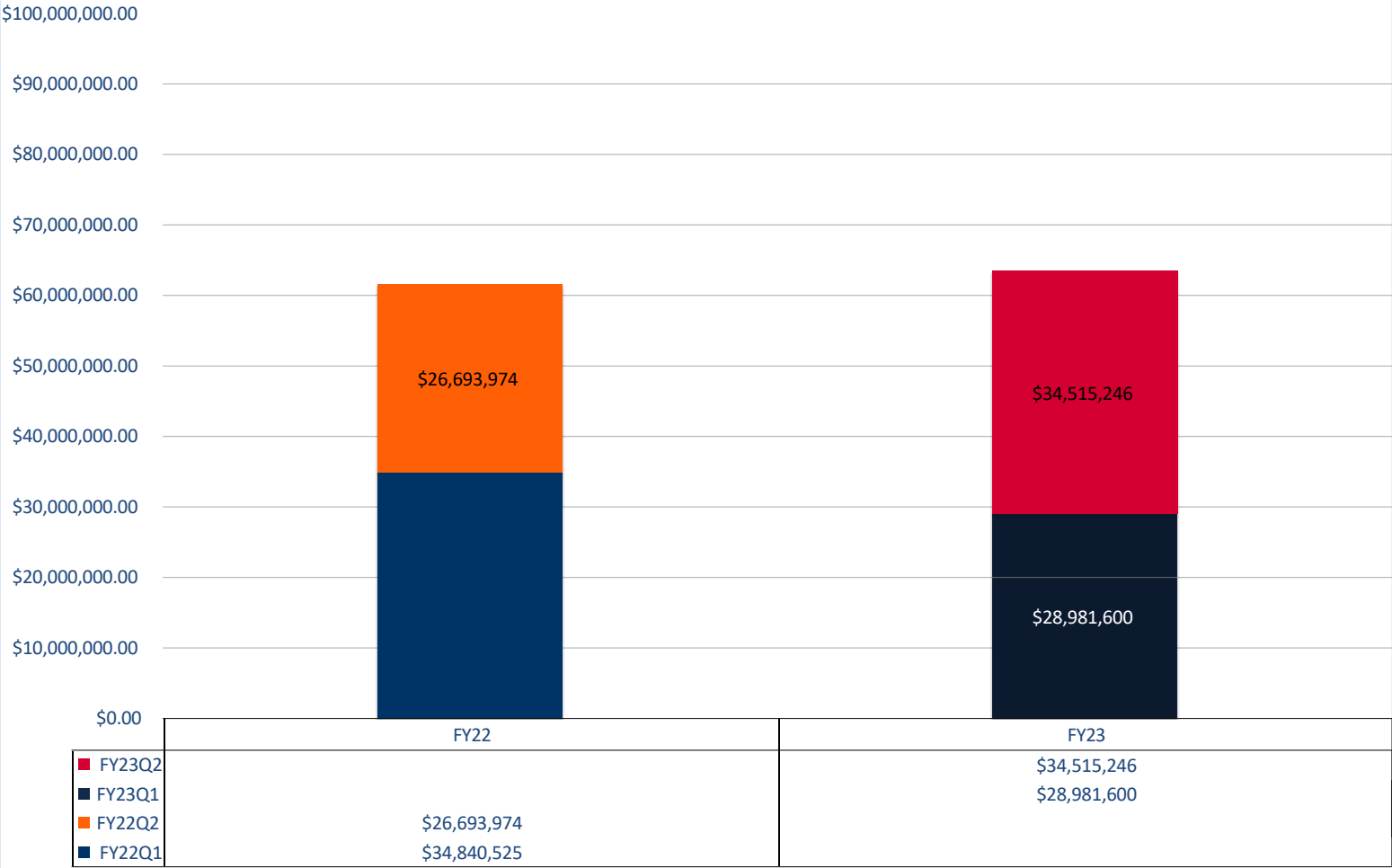


Diversity Report to the Board of Trustees

University of Illinois

Attached is a report that responds to the Board of Trustees' request for periodic information on diversity expenditures. The report lists expenditures by diversity vendor for the period of July 1, 2022 through December 31, 2022. The corresponding budget for fiscal year 2023 is \$7,654,368,000. The data are summarized in the first chart for capital and non-capital diversity expenditures in total, by campus and by category. The final charts lists total expenditures for the reporting period by diversity vendor. This data does not include spend with known small, female, and diverse-owned firms that were not certified at the time of reporting.

YEAR OVER YEAR RELATIVE QUARTER DIVERSE SPEND COMPARISON

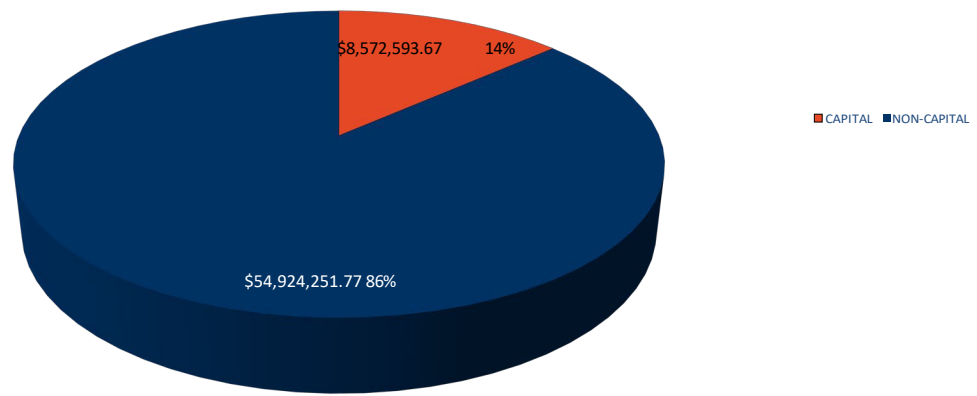


TOTAL EXPENSE BUDGET	\$7,654,368,000.00
TOTAL BUDGET SUBJECT TO GOAL*	TBD

FY23Q2 DIVERSE SPEND	\$63,496,845.44
----------------------	-----------------

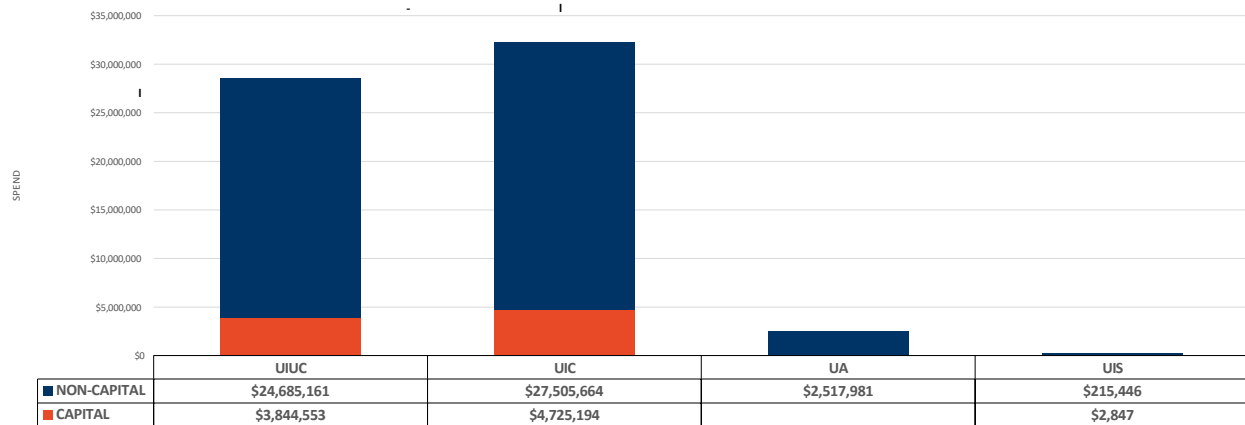
*FY23 BEP EXEMPTIONS STILL TO BE FINALIZED

FY23 Capital & Non-Capital Diversity Spend Report Expenditures (Through 12/31/2022)

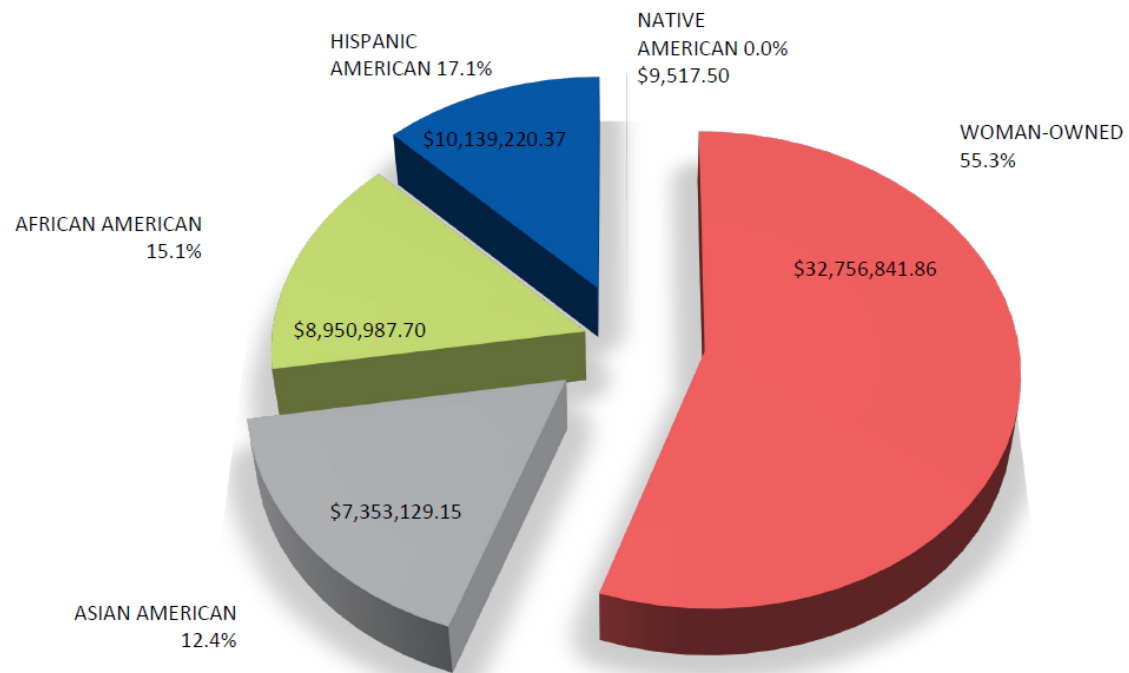


Grand Total = \$63,496,845.44

FY23 Capital & Non-Capital Diversity Spend Report Expenditures by Campus (Through 12/31/2022)



FY23Q2 Diversity Spend Report Expenditures Category (Through 12/31/2022)



FY23 Q2 DIVERSITY SPEND BY VENDOR
July 1, 2022 through December 31, 2022

VENDOR NAME	Minority-Category	FY23 Q1 (Through 9/30/2022)	FY23 Q2 (Through 12/31/2022)	FY23 Q2 (Through 12/31/2022)
INDUSTRIAL AND UTILITY SUPPLY LTD/INDUSTRIAL ELECTRIC SUPP	AFRICAN AMERICAN	1,466,254	1,148,146	2,614,399
INTERNATIONAL QUALITY CONTRACTING INC	AFRICAN AMERICAN	501,490	868,273	1,369,763
AGILE PROCUREMENT CONSULTING SERVICES LLC	AFRICAN AMERICAN	501,593	293,815	795,407
UJAMAA CONSTRUCTION INCORPORATED	AFRICAN AMERICAN	205,155	454,234	659,389
VOLUNTEER SUPPLY INDUSTRIES LTD	AFRICAN AMERICAN	225,242	290,145	515,387
MOODY NOLAN INCORPORATED	AFRICAN AMERICAN	3,925	351,948	355,873
POWERS AND SONS CONSTRUCTION COMPANY INC	AFRICAN AMERICAN	325,765		325,765
ANCHOR STAFFING INC	AFRICAN AMERICAN	72,812	210,118	282,930
DAVIS DAVIS GENERAL CONSTRUCTION AND CONCRETE INC	AFRICAN AMERICAN	173,238	53,120	226,357
WE'RE CLEANING INC	AFRICAN AMERICAN	88,452	126,390	214,842
CALL FLAWLESS INC	AFRICAN AMERICAN	78,166	97,318	175,484
PREMIER STAFFING SOURCE INC	AFRICAN AMERICAN	41,433	129,459	170,892
NEW BEGINNINGS CONTRACTORS INCORPORATED	AFRICAN AMERICAN	82,069	85,715	167,784
JP EXCAVATING AND TRUCKING	AFRICAN AMERICAN	138,335	28,379	166,715
INTER-CITY SUPPLY COMPANY INC	AFRICAN AMERICAN	39,799	92,544	132,344
CG CONSTRUCTION SUPPLY COMPANY INC	AFRICAN AMERICAN	32,231	56,840	89,072
EAGLE-NICHOLS INC	AFRICAN AMERICAN	87,740		87,740
DAVID MASON ASSOCIATES OF ILLINOIS LTD	AFRICAN AMERICAN	38,115	39,803	77,918
ELETE CONSTRUCTION AND ENVIRONMENTAL INC	AFRICAN AMERICAN		73,229	73,229
EXPRESS ELECTRIC SUPPLY	AFRICAN AMERICAN	67,103	504	67,607
DUST EM CLEAN MAINTENANCE COMPANY INC	AFRICAN AMERICAN	22,277	43,400	65,678
ELECTRONIC KNOWLEDGE INTERCHANGE COMPANY	AFRICAN AMERICAN	16,250	27,720	43,970
PRODUCTION DISTRIBUTION COMPANIES	AFRICAN AMERICAN	21,998	21,262	43,260
MCKISSACK AND MCKISSACK MIDWEST INC	AFRICAN AMERICAN	14,362	13,441	27,803
STITCH ME LLC	AFRICAN AMERICAN		22,025	22,025
THE RODERICK GROUP DBA ARDMORE RODERICK	AFRICAN AMERICAN	20,000		20,000
EX3 LABS LLC	AFRICAN AMERICAN	18,460		18,460
SOAR STRATEGIES INC	AFRICAN AMERICAN	12,500	4,500	17,000
RUDD RESOURCES LLC	AFRICAN AMERICAN	17,000		17,000
MODESTO MANAGEMENT LLC	AFRICAN AMERICAN	6,350	9,196	15,546
DLV PRINTING SERVICE INCORPORATED	AFRICAN AMERICAN	8,070	6,179	14,249
JC GROUP ILLINOIS LLC	AFRICAN AMERICAN		8,820	8,820
WEBB ENGINEERING SERVICES INC	AFRICAN AMERICAN	815	7,926	8,741
SLG INNOVATION INC	AFRICAN AMERICAN		7,450	7,450
NORFLO HOLDING CORPORATION	AFRICAN AMERICAN		7,080	7,080
INTRALINK GLOBAL LLC/PURPOSE BRAND LLC	AFRICAN AMERICAN	7,000		7,000
GRANT LAW LLC	AFRICAN AMERICAN	1,179	4,767	5,945
ENVIRONMENTAL DESIGN INTERNATIONAL INC	AFRICAN AMERICAN		5,939	5,939
SYNCHRONOUS SOLUTIONS INC/SYNCH-SOLUTIONS	AFRICAN AMERICAN	4,800		4,800
MIDWAY BROADCASTING CORPORATION/WVON VONTV WRLL	AFRICAN AMERICAN	4,000		4,000
ZUBER LAWLER LLP	AFRICAN AMERICAN		3,774	3,774
FELLOWSHIP FLEET	AFRICAN AMERICAN	1,764	729	2,493
VICTORY PHARMACY OF DECATUR INC/VICTORY MEDICAL EQUIPMENT	AFRICAN AMERICAN	1,623	634	2,257
MAINTENANCE SOLUTIONS INC	AFRICAN AMERICAN	1,890		1,890
C4 PETROLEUM TRANSPORT INC	AFRICAN AMERICAN		1,356	1,356
AARON BROS MOVING SYSTEM INC	AFRICAN AMERICAN		1,224	1,224
MARSUZETTE WALKER/DISCOVERY PROMOTIONS AND MERCHANDISING	AFRICAN AMERICAN		1,083	1,083
POWELL III	AFRICAN AMERICAN		1,000	1,000
ROYAL PEST ELIMINATION	AFRICAN AMERICAN	400	400	800
NELSON TRANSPORT SERVICES INC	AFRICAN AMERICAN		719	719
CONTINENTAL PAINTING DECORATING	AFRICAN AMERICAN		306	306
JAMES PEST CONTROL INCORPORATED	AFRICAN AMERICAN	220		220
F J ROBINSONS CONTRACTING	AFRICAN AMERICAN	206		206
TOTAL		4,350,081	4,600,907	8,950,988

FY23 Q2 DIVERSITY SPEND BY VENDOR
July 1, 2022 through December 31, 2022

VENDOR NAME	Minority- Category	FY23 Q1 (Through 9/30/2022)	FY23 Q2 (Through 12/31/2022)	FY23 Q2 (Through 12/31/2022)
PACE SYSTEMS INC	ASIAN AMERICAN	3,094,370	409,993	3,504,363
MECCOR INDUSTRIES LTD	ASIAN AMERICAN	1,557,764	567,287	2,125,050
RUBINOS AND MESIA ENGINEERS INC	ASIAN AMERICAN	224,914	270,381	495,295
HR SUPPORT INC	ASIAN AMERICAN		250,300	250,300
RTM ENGINEERING CONSULTANTS LLC	ASIAN AMERICAN	175,460	58,482	233,942
VIVA USA INCORPORATED	ASIAN AMERICAN	19,379	84,108	103,486
RTM AND ASSOCIATES INC	ASIAN AMERICAN	51,470	28,368	79,838
SITE DESIGN GROUP LTD	ASIAN AMERICAN	43,015	28,340	71,355
SNTIAL TECHNOLOGIES INCORPORATED	ASIAN AMERICAN	27,570	39,800	67,370
NOVAMED INC	ASIAN AMERICAN	27,443	30,204	57,647
CARDINAL STATE LLC	ASIAN AMERICAN	44,663		44,663
CCS INTERNATIONAL INC	ASIAN AMERICAN	25,000	15,000	40,000
CLOVITY INC	ASIAN AMERICAN	9,000	26,025	35,025
SUNRISE HITEK GROUP LLC/SUNRISE DIGITAL	ASIAN AMERICAN	6,272	28,216	34,488
SPV ASSOCIATES INC	ASIAN AMERICAN		32,000	32,000
NEXT GENERATION TECHNOLOGY INC	ASIAN AMERICAN	15,325	8,850	24,175
EKLA CORPORATION	ASIAN AMERICAN	11,049	9,931	20,980
AGILE N2N INC	ASIAN AMERICAN	16,050	4,650	20,700
STEARNJOGLEKAR LTD	ASIAN AMERICAN		17,435	17,435
INNLEADAIR LLC	ASIAN AMERICAN	16,200		16,200
NAK-MAN CORP	ASIAN AMERICAN	5,958	8,664	14,622
SHEN MILSOM WILKE LLC	ASIAN AMERICAN	292	11,329	11,621
TRUONG ENTERPRISES INC	ASIAN AMERICAN		11,156	11,156
CITTA PARTNERSHIP LLC	ASIAN AMERICAN	10,000		10,000
QUIGG ENGINEERING INC	ASIAN AMERICAN		9,782	9,782
VISTARA CONSTRUCTION SERVICES INC	ASIAN AMERICAN		6,851	6,851
MEDSTAR LABORATORY INC	ASIAN AMERICAN	2,366	3,694	6,060
DAS CONSULTING SERVICES LLC	ASIAN AMERICAN		3,248	3,248
MODE ARCHITECTS PC	ASIAN AMERICAN	914	2,113	3,027
CRYSTAL CHEM INCORPORATED	ASIAN AMERICAN	1,015	485	1,500
DIAGNOCINE LLC	ASIAN AMERICAN		585	585
HANSON INFORMATION SYSTEMS INCORPORATED	ASIAN AMERICAN	105	260	365
TOTAL		5,385,592	1,967,537	7,353,129

FY23 Q2 DIVERSITY SPEND BY VENDOR
July 1, 2022 through December 31, 2022

VENDOR NAME	Minority-Category	FY23 Q1 (Through 9/30/2022)	FY23 Q2 (Through 12/31/2022)	FY23 Q2 (Through 12/31/2022)
ACCEL CONSTRUCTION SERVICES GROUP LLC	HISPANIC AMERICAN	1,189,944	1,017,036	2,206,980
MONTERREY SECURITY CONSULTANTS INC	HISPANIC AMERICAN	527,805	561,911	1,089,716
CHICAGO PIPE BOILER COVERING	HISPANIC AMERICAN		995,891	995,891
ZION CLOUD SOLUTIONS LLC	HISPANIC AMERICAN	248,296	530,072	778,368
VARGAS GROUP INC	HISPANIC AMERICAN	407,947	326,047	733,994
APACHE CO INC/APACHE SERVICE AND SUPPLY CO	HISPANIC AMERICAN	235,364	293,850	529,213
SPECIALTY CONSULTING INC	HISPANIC AMERICAN		524,600	524,600
MIDWAY CONTRACTING GROUP LLC	HISPANIC AMERICAN	117,040	287,587	404,627
MARKET CONTRACTING SERVICES INC	HISPANIC AMERICAN	147,084	193,444	340,528
CRISTINA FOODS INC	HISPANIC AMERICAN		242,510	242,510
TORO CONSTRUCTION CORP	HISPANIC AMERICAN	209,055		209,055
OAKTON ARCHITECTURAL GLASS LLC	HISPANIC AMERICAN	109,294	97,476	206,769
ESCARPITA CONSTRUCTION COMPANY INC	HISPANIC AMERICAN	177,583	24,973	202,555
CSI 3000 INC	HISPANIC AMERICAN	122,976	42,287	165,263
INFINITY TRANSPORTATION MANAGEMENT LLC	HISPANIC AMERICAN	29,641	63,885	93,525
INTEGRATED DEMOLITION SERVICE LLC	HISPANIC AMERICAN	78,481		78,481
TERRA DEMOLITION	HISPANIC AMERICAN	39,626	37,487	77,113
GONZALEZ IRON WORKS LLC	HISPANIC AMERICAN		75,519	75,519
ALL MASONRY CONSTRUCTION CO INC DBA ALL CONSTRUCTION GROUP	HISPANIC AMERICAN	20,819	53,955	74,774
BROEREN RUSSO BUILDERS INC.	HISPANIC AMERICAN	7,550	60,641	68,191
SPEEDY GONZALEZ LANDSCAPING INC	HISPANIC AMERICAN		67,511	67,511
BRANDENBURGER PLUMBING INC	HISPANIC AMERICAN	26,954	36,720	63,674
PURE ELECTRIC INC	HISPANIC AMERICAN	14,355	44,735	59,090
VIRTUAL ENERGY SOLUTIONS INC	HISPANIC AMERICAN	29,250	25,250	54,500
GLOBAL WATER TECHNOLOGY INC	HISPANIC AMERICAN	28,019	26,190	54,210
BAUTISTA ELECTRIC ENTERPRISES INC	HISPANIC AMERICAN	52,900		52,900
OMEGA CONSTRUCTION SERVICES INC	HISPANIC AMERICAN		50,310	50,310
CRAFT MECHANICAL	HISPANIC AMERICAN		46,452	46,452
ROMINE COMMERCIAL PAINTING INC	HISPANIC AMERICAN		42,220	42,220
NEW ERA PAINTING INC	HISPANIC AMERICAN	18,720	23,400	42,120
VERIO GRAPHICS LLC	HISPANIC AMERICAN		36,087	36,087
MEP INFRASTRUCTURE SOLUTIONS INCORPORATED	HISPANIC AMERICAN	12,902	16,225	29,126
DEKAYO CORPORATION DBA ORTIZ CONTRACTING GROUP	HISPANIC AMERICAN	3,500	25,092	28,592
AMERICAN SURVEYING AND ENGINEERING PC	HISPANIC AMERICAN	27,012		27,012
METAPHRASIS LANGUAGE AND CULTURAL SOLUTIONS LLC	HISPANIC AMERICAN	14,314	12,438	26,752
RAMIREZ GROUP LLC	HISPANIC AMERICAN	25,687		25,687
CRUZ BROTHERS CONSTRUCTION COMPANY INC	HISPANIC AMERICAN		24,881	24,881
AMAZING EDIBLES LTD	HISPANIC AMERICAN	20,400	3,155	23,555
COMMAND MECHANICAL GROUP	HISPANIC AMERICAN	23,554		23,554
SANTOS MCLEESE LLC	HISPANIC AMERICAN	10,000	10,000	20,000
VALOR TECHNOLOGIES INC	HISPANIC AMERICAN	17,668	1,963	19,631
NESTBUILDERS INC DBA DBHMS	HISPANIC AMERICAN	12,495	6,365	18,860
MERCOMMBE INC	HISPANIC AMERICAN	17,933		17,933
DELANO INC	HISPANIC AMERICAN	17,100		17,100
SANCHEZ AND DANIELS AND HOFFMAN LLP	HISPANIC AMERICAN	14,635	740	15,375
TORRES ELECTRICAL CONTRACTORS LLC	HISPANIC AMERICAN		15,252	15,252
DURANGO PAINTING INC	HISPANIC AMERICAN	2,016	12,780	14,796
DIVERSIFIED CONSTRUCTION SERVICES LLC	HISPANIC AMERICAN	14,400		14,400
WOLF ELECTRICAL SUPPLY COMPANY	HISPANIC AMERICAN	3,834	9,959	13,794
CITY LIGHTS LTD	HISPANIC AMERICAN	13,500		13,500
NORMAL LLC	HISPANIC AMERICAN	7,500	5,000	12,500
GLOBAL MAINTENANCE SOLUTIONS	HISPANIC AMERICAN	4,778	4,715	9,494
US MESSENGER AND LOGISTICS INC/USM LOGISTICS US MESSENGER	HISPANIC AMERICAN	4,128	3,497	7,625
TRUCK TIRE SALES INC	HISPANIC AMERICAN		6,309	6,309
PRO NOVA CONTRACTING LLC	HISPANIC AMERICAN		5,921	5,921
PHILOMATHY DIGITAL MEDIA MARKETING LLC	HISPANIC AMERICAN	2,500	2,250	4,750
ARIES CHARTER TRANSPORTATION INCORPORATED	HISPANIC AMERICAN		4,338	4,338
URBAN WORKS LTD	HISPANIC AMERICAN		4,315	4,315
MORENO ARCHITECTS LTD/JGMA	HISPANIC AMERICAN		4,000	4,000
NASAW DOUGLASS AND ASSOC LTD/MCFARLANE DOUGLASS AND COMPAN	HISPANIC AMERICAN	3,278		3,278
PROFASTS INC	HISPANIC AMERICAN	3,063		3,063
ABITUA SEWER WATER PLUMBING INC	HISPANIC AMERICAN	3,024		3,024
ARIAS INFORMATION SOLUTIONS LLC	HISPANIC AMERICAN		2,900	2,900
JC INSULATION INC	HISPANIC AMERICAN		2,187	2,187
UNITED SCAFFOLDING INC	HISPANIC AMERICAN		1,950	1,950
ARAIZA CORPORATION	HISPANIC AMERICAN		1,830	1,830
BARRICADE LITES INC	HISPANIC AMERICAN		1,678	1,678
VETERAN SOURCE	HISPANIC AMERICAN		1,620	1,620
PANIAGUA GROUP INC	HISPANIC AMERICAN	1,269		1,269
LATINO EXPRESS INC	HISPANIC AMERICAN		325	325
A ALVA ROSALES & ASSOCS LTD	HISPANIC AMERICAN		300	300
TOTAL		4,119,192	6,020,029	10,139,220

FY23 Q2 DIVERSITY SPEND BY VENDOR
July 1, 2022 through December 31, 2022

VENDOR NAME	Minority- Category	FY23 Q1 (Through 9/30/2022)	FY23 Q2 (Through 12/31/2022)	FY23 Q2 (Through 12/31/2022)
MUST BUY ENOUGH FENCE INC	NATIVE AMERICAN	9,518		9,518
TOTAL		9,518	0	9,518

FY23 Q2 DIVERSITY SPEND BY VENDOR
July 1, 2022 through December 31, 2022

VENDOR NAME	Minority- Category	FY23 Q1 (Through 9/30/2022)	FY23 Q2 (Through 12/31/2022)	FY23 Q2 (Through 12/31/2022)
PIER GROUP LLC	WOMAN-OWNED	2,753,434	10,240,633	12,994,068
CCC HOLDINGS INCORPORATED/CHICAGO COMMERCIAL CONSTRUCTION	WOMAN-OWNED	2,220,055	1,364,405	3,584,460
CENTRAL STATES MEDIA	WOMAN-OWNED	754,541	1,036,602	1,791,143
WOLF ELECTRIC INCORPORATED	WOMAN-OWNED	304,192	972,534	1,276,725
KRUT'S ELECTRIC INCORPORATED	WOMAN-OWNED	315,679	356,078	671,756
OLYMPIC CONSTRUCTION COMPANY LLC	WOMAN-OWNED	97,966	562,461	660,427
GLESCO ELECTRIC INCORPORATED	WOMAN-OWNED	215,693	435,731	651,424
AUTUMN CONSTRUCTION SERVICES INC	WOMAN-OWNED	365,390	260,266	625,656
GREAT LAKES LANDSCAPE COMPANY	WOMAN-OWNED	198,481	392,039	590,520
COMMERCIAL FLOOR COVERING INC/TSI COMMERCIAL FLOOR COVERING	WOMAN-OWNED	382,160	146,706	528,866
VON ALST OPERATING LLC	WOMAN-OWNED	232,694	203,066	435,760
BAILEY EDWARD DESIGN INC	WOMAN-OWNED	247,405	167,540	414,946
CANINO ELECTRIC CO	WOMAN-OWNED	80,933	332,670	413,603
ILLINI SUPPLY INCORPORATED	WOMAN-OWNED	2,389	408,991	411,380
JRH ENTERPRISES INC	WOMAN-OWNED	393,968		393,968
G COOPER OIL COMPANY INC	WOMAN-OWNED	58,707	296,266	354,973
BIG PICTURE MARKETING INCORPORATED	WOMAN-OWNED	303,316	29,789	333,104
TITAN INDUSTRIES INC	WOMAN-OWNED	166,792	165,726	332,517
KAVE INC	WOMAN-OWNED	125,776	161,816	287,591
DILLON REPORTING SERVICE	WOMAN-OWNED	85,283	194,135	279,418
ANDERSON LOCK COMPANY LTD	WOMAN-OWNED	154,285	65,308	219,594
CHRISTY WEBBER AND CO/CHRISTY WEBBER LANDSCAPES	WOMAN-OWNED	89,536	125,391	214,927
GORDON ELECTRIC SUPPLY	WOMAN-OWNED	133,638	75,599	209,236
CT MECHANICAL	WOMAN-OWNED	100,538	101,002	201,540
FRANKLYNN INC/CHEMICAL MAINTENANCE INC CMI	WOMAN-OWNED	75,947	121,202	197,149
MOS ELECTRICAL MANUFACTURING SUPPLY LLC	WOMAN-OWNED	83,977	113,034	197,012
ROSS BARNEY ARCHITECTS INC	WOMAN-OWNED	64,600	131,500	196,100
DCC MARKETING LLC	WOMAN-OWNED	133,310	48,007	181,317
PEDIATRIC INTERACTIONS INCORPORATED	WOMAN-OWNED	103,241	74,927	178,168
SOUTHLAND CUSTOM DECORATING INC	WOMAN-OWNED	117,445	54,970	172,415
M HARRIS AND CO	WOMAN-OWNED		162,600	162,600
RESOURCE ONE OF ILLINOIS LTD	WOMAN-OWNED	112,441	48,885	161,326
REIFSTECK REID COMPANY ARCHITECTS	WOMAN-OWNED		160,084	160,084
ON THE JOB CONSULTING INC/PIKO	WOMAN-OWNED		154,554	154,554
PRAIRIE RESTORATIONS INCORPORATED	WOMAN-OWNED	34,555	108,205	142,760
PRIMERA ENGINEERS LTD	WOMAN-OWNED	72,776	66,293	139,069
ACTIVE ELECTRICAL SUPPLY COMPANY	WOMAN-OWNED	2,533	132,198	134,731
LIMBAUGH CONSTRUCTION CO INC	WOMAN-OWNED	131,784		131,784
SUPERIOR FLOOR COVERING INC	WOMAN-OWNED	42,004	80,003	122,007
CARMINATI CONSULTING INC	WOMAN-OWNED	114,208	2,940	117,148
COLMAN BROHAN AND DAVIS INC/CBD MARKETING	WOMAN-OWNED	29,334	77,614	106,948
PHD SERVICES LLC	WOMAN-OWNED	43,637	51,033	94,670
M AND G GRAPHICS INC	WOMAN-OWNED	4,015	89,949	93,964
WATTS COPY SYSTEMS INC	WOMAN-OWNED	41,271	49,758	91,030
QC ENTERPRISES INC	WOMAN-OWNED	9,310	75,847	85,157
RD MCMILLEN ENTERPRISES INCORPORATED	WOMAN-OWNED	29,914	49,930	79,843
AIR DESIGN SYSTEMS	WOMAN-OWNED	64,674	9,347	74,021
CHICAGO COMMUNICATIONS LLC	WOMAN-OWNED	676	71,509	72,185
CMMS EXCELERATION INCORPORATED	WOMAN-OWNED	31,200	34,500	65,700
NICKA AND ASSOCIATES INC	WOMAN-OWNED	24,041	35,362	59,403
BRUSH ARCHITECTS LLC	WOMAN-OWNED		57,691	57,691
MARSHAL L. NORRIS	WOMAN-OWNED		55,278	55,278
EVERGREEN SUPPLY	WOMAN-OWNED	3,730	50,373	54,103
ALPINE DEMOLITION	WOMAN-OWNED		53,497	53,497
DOYLE ASSOCIATES ARCHITECTS AND INTERIOR DESIGNERS	WOMAN-OWNED		52,186	52,186
BELLA BAGNO INC	WOMAN-OWNED	26,952	22,420	49,372
GHK ARCHITECT/MKB ARCHITECTS LLC	WOMAN-OWNED		48,300	48,300
ALTUSWORKS INCORPORATED	WOMAN-OWNED	21,914	25,420	47,334
YOUR PARTNER PROMOTIONS INC	WOMAN-OWNED	19,761	26,721	46,481
SCHOMBURG AND SCHOMBURG CONSTRUCTION INC	WOMAN-OWNED	45,469		45,469
COMPLETE CUSTOM SERVICES INC	WOMAN-OWNED	43,464		43,464
DRAPERIES AND INTERIORS BY DESIGN INCORPORATED	WOMAN-OWNED	35,400	6,664	42,064
FH CANN AND ASSOCIATES INC	WOMAN-OWNED		40,593	40,593
PIVOT DESIGN INC	WOMAN-OWNED	29,325	7,175	36,500
POOL ADMINISTRATORS INCORPORATED	WOMAN-OWNED	12,974	22,121	35,095
AARON ENGINEERING SERVICES	WOMAN-OWNED	8,325	26,060	34,385
JOHNSON LASKY KINDELIN ARCHITECTS INC	WOMAN-OWNED		28,688	28,688
CORINSTALLATION FURNITURE AND SUPPLY LLC	WOMAN-OWNED		26,349	26,349
MILLAR CONSTRUCTION INC	WOMAN-OWNED		25,992	25,992
AMERICAN PRECISION SUPPLY INC	WOMAN-OWNED	15,199	10,612	25,811
EIP INC/ENERGY IMPROVEMENT PRODUCTS	WOMAN-OWNED	1,400	21,659	23,059
JENNINGS PAINTING INC	WOMAN-OWNED		22,785	22,785
ACACIA FINANCIAL GROUP INC	WOMAN-OWNED	15,000	7,500	22,500
EVERY BLOOMIN INDUSTRIAL SUPPLYINC	WOMAN-OWNED		21,915	21,915
BEHIND THE SCENES CHICAGO LLC/PARAMOUNT EVENTS	WOMAN-OWNED	21,651		21,651
DUNKER ELECTRIC SUPPLY INC	WOMAN-OWNED	20,097	988	21,085
KBI CUSTOM CASE INC	WOMAN-OWNED	6,840	13,680	20,520
HAGERMAN AND COMPANY INC	WOMAN-OWNED		19,429	19,429
TRANSFORMATIONS BY WIELAND INC	WOMAN-OWNED	18,348		18,348

FY23 Q2 DIVERSITY SPEND BY VENDOR
July 1, 2022 through December 31, 2022

ELECTRICAL CONTRACTORS INC	WOMAN-OWNED	264	18,046	18,310
OCCUPATIONAL TRAINING AND SUPPLY INC	WOMAN-OWNED	9,002	8,999	18,001
CALUMET DECORATING SERVICE INC	WOMAN-OWNED	14,659	3,110	17,769
KELLEY ORNAMENTAL IRON	WOMAN-OWNED		16,875	16,875
UPLAND DESIGN LTD	WOMAN-OWNED	15,367	1,332	16,699
FICEK ELECTRIC & COMMUNICATION SYSTEMS, INC.	WOMAN-OWNED		16,610	16,610
INSULATION PARTNERS INC	WOMAN-OWNED		16,353	16,353
COTTER CONSULTING INC	WOMAN-OWNED	16,178		16,178
THIRD COAST CONSERVATION LLC	WOMAN-OWNED		15,094	15,094
AMERICAN PRECISION SUPPLY, INC.	WOMAN-OWNED		14,000	14,000
DOETSCH CONTRACTORS INC	WOMAN-OWNED	12,685		12,685
PRAIRIE ENGINEERS PC	WOMAN-OWNED	8,198	4,448	12,646
GREEN CREW INC	WOMAN-OWNED		9,983	9,983
MARUCCO STODDARD FERENBACH & WALSH INC	WOMAN-OWNED		9,800	9,800
ELLISON GROUP INC	WOMAN-OWNED	5,153	4,480	9,633
PROGRESSIVE INDUSTRIES INC	WOMAN-OWNED	4,739	4,795	9,533
FUHRMANN ENGINEERING INCORPORATED	WOMAN-OWNED		9,421	9,421
MAZARINI INC	WOMAN-OWNED	9,348		9,348
MARSHA L NORRIS DBA MLN ENTERPRISE	WOMAN-OWNED	8,159		8,159
HENSLEY COMPANY INC	WOMAN-OWNED	4,958	2,963	7,921
ELIZABETH A BLANKENSHIP DBA BPI TESTING LLC	WOMAN-OWNED	7,584		7,584
ILLINI FIRE EQUIPMENT CO INC	WOMAN-OWNED	6,191	1,347	7,538
STUARD AND ASSOCIATES INCORPORATED	WOMAN-OWNED	5,174	2,248	7,422
ADCO ADVERTISING AGENCY INC	WOMAN-OWNED	2,624	4,544	7,168
TILTON KELLY AND BELL LLC	WOMAN-OWNED		7,000	7,000
PROTYPE PRINTING INCORPORATED	WOMAN-OWNED	5,579	1,314	6,893
NANCY PERKINS/LE PRINT EXPRESS	WOMAN-OWNED	4,800	1,958	6,758
CUSTOM UNDERGROUND INCORPORATED	WOMAN-OWNED	6,740		6,740
HYGIENEERING INC	WOMAN-OWNED		6,700	6,700
ILLUME ADVISING LLC	WOMAN-OWNED	3,680	2,440	6,120
CUSHING AND COMPANY	WOMAN-OWNED	165	5,685	5,851
KA REBAR INC	WOMAN-OWNED		5,850	5,850
CELTIC COMMERCIAL PAINTING LLC	WOMAN-OWNED	1,742	3,830	5,572
AMS ELITE SOLUTIONS INC	WOMAN-OWNED	5,412		5,412
JOHNSON MECHANICAL SERVICE INC	WOMAN-OWNED		5,077	5,077
HALLETT AND SONS EXPERT MOVERS INC	WOMAN-OWNED	2,025	2,923	4,948
CONTINENTAL TRANSPORTATION SOLUTIONS INC	WOMAN-OWNED	2,190	2,675	4,864
COLLECTIVE RESOURCE INCORPORATED	WOMAN-OWNED	4,400		4,400
TRICIA KONING PHOTOGRAPHY INCORPORATED	WOMAN-OWNED	3,625	770	4,395
CHICAGO AREA PLUMBING MECHANICAL INCORPORATED	WOMAN-OWNED		3,848	3,848
DLS INVESTMENTS INCORPORATED/DECATUR BOLT COMPANY	WOMAN-OWNED	2,012	1,717	3,728
KRYSTAL DAIRY INC	WOMAN-OWNED	1,146	2,428	3,574
ACTION BAG COMPANY	WOMAN-OWNED		3,556	3,556
MEDICAL EXPRESS AMBULANCE SERVICE INCORPORATED	WOMAN-OWNED	3,550		3,550
BIENALI PROMOTIONS LLC	WOMAN-OWNED	1,823	1,680	3,503
HENRY STREET SOLUTIONS INC/LEADING HEALTHY FUTURES	WOMAN-OWNED	3,400		3,400
MJB DECORATING INC	WOMAN-OWNED	653	2,723	3,376
LANDSCAPE SOLUTIONS LLC	WOMAN-OWNED	830	2,490	3,320
MATRIX HOLDINGS LLC/TERRY PLUMBING CO	WOMAN-OWNED	3,153		3,153
CARNOW CONIBEAR AND ASSOC LTD	WOMAN-OWNED		2,900	2,900
RHL INSULATION FIRESTOPPING INC	WOMAN-OWNED	2,835		2,835
SEHERIHDE LLC	WOMAN-OWNED	2,800		2,800
MAINTENANCE SUPPLY CORPORATION	WOMAN-OWNED	2,700		2,700
TERRA ENGINEERING LTD	WOMAN-OWNED	164	2,519	2,683
CHICAGO CUT CONCRETE CUTTING INC	WOMAN-OWNED		2,589	2,589
SJB PROMOTIONS INCORPORATED	WOMAN-OWNED		2,562	2,562
MJH INTERIORS INC	WOMAN-OWNED		2,559	2,559
AUTOMATIC DOORS INC	WOMAN-OWNED	1,482	1,043	2,524
THINK AND ASSOCIATES INC/THINKINC	WOMAN-OWNED	2,500		2,500
RELIABLE FIRE EQUIPMENT CO	WOMAN-OWNED	505	1,807	2,312
WORLD OF PROMOTIONS	WOMAN-OWNED	328	1,970	2,298
FOX SPRINKLER SUPPLY CORP	WOMAN-OWNED	1,295	908	2,203
RADA ARCHITECTS LTD	WOMAN-OWNED		2,157	2,157
STILES OFFICE SOLUTIONS INC	WOMAN-OWNED	1,159	986	2,144
JANSO INC	WOMAN-OWNED		2,107	2,107
SOUTHWEST SPRING INC	WOMAN-OWNED	1,165	864	2,029
RELIABLE ENVIRONMENTAL SOLUTIONS INCORPORATED	WOMAN-OWNED		1,720	1,720
WOODLAND VALUATION SERVICES LLC/APPRaisal ASSOCIATES	WOMAN-OWNED	1,500		1,500
HIGHER GROUND PARTNERS LLC	WOMAN-OWNED	1,300		1,300
PETREA COLLABORATIVE CORP	WOMAN-OWNED		1,275	1,275
WOOLARD MARKETING CONSULTANTS INC	WOMAN-OWNED	1,200		1,200
MT AND ASSOCIATES LLC	WOMAN-OWNED		1,020	1,020
HBM ENGINEERING GROUP	WOMAN-OWNED		795	795
ABBOTT INDUSTRIES INC	WOMAN-OWNED		355	355
ADVIS INC	WOMAN-OWNED	233		233
HALLAGAN OFFICE SUPPLY	WOMAN-OWNED		200	200
STOCKS BUSINESS FURNITURE INC/STOCKS OFFICE FURNITURE	WOMAN-OWNED	180		180
ALOHA DOCUMENT SERVICES INC/ALOHA PRINT GROUP	WOMAN-OWNED		110	110
TETRA MEDICAL SUPPLY CORP	WOMAN-OWNED	45		45

TOTAL	11,704,184	21,052,658	32,756,842
-------	------------	------------	------------

FY23 Q2 DIVERSITY SPEND BY VENDOR
July 1, 2022 through December 31, 2022

VENDOR NAME	Minority-Category	FY23 Q1 (Through 9/30/2022)	FY23 Q2 (Through 12/31/2022)	FY23 Q2 (Through 12/31/2022)
CHICAGO LIGHTHOUSE FOR PEOPLE WHO ARE BLIND AND VISUALLY I	DISABLED/SHELTERED/REHABILITATION	2,004,289	697,359	2,701,648
MED-CALL HEALTHCARE INC	DISABLED/SHELTERED/REHABILITATION	994,160		994,160
LCM ARCHITECTS LLC	DISABLED/SHELTERED/REHABILITATION	103,909	13,774	117,683
DEVELOPMENTAL SERVICES CENTER	DISABLED/SHELTERED/REHABILITATION	50,112	44,704	94,816
JOHN KENO AND COMPANY INC	DISABLED/SHELTERED/REHABILITATION	68,570	2,701	71,271
T CASTRO PRODUCE INC	DISABLED/SHELTERED/REHABILITATION		25,800	25,800
BRIDGEWAY INCORPORATED	DISABLED/SHELTERED/REHABILITATION	1,799	13,046	14,845
NEW STAR INC	DISABLED/SHELTERED/REHABILITATION	4,096	1,812	5,908
CLAY COUNTY REHABILITATION CENTER INCORPORATED	DISABLED/SHELTERED/REHABILITATION	1,705	796	2,501
ROSS AGENCY INCORPORATED	DISABLED/SHELTERED/REHABILITATION	940	85	1,025
TOM DAVIS ELECTRIC INC/DAVIS ELECTRIC INC	DISABLED/SHELTERED/REHABILITATION	0	475	475
TOTAL		3,229,580	800,550	4,030,130

FY23 Q2 DIVERSITY SPEND BY VENDOR
July 1, 2022 through December 31, 2022

VENDOR NAME	Minority-Category	FY23 Q1 (Through 9/30/2022)	FY23 Q2 (Through 12/31/2022)	FY23 Q2 (Through 12/31/2022)
NU VETERANS CONSTRUCTION SERVICES INC	SDVOSB	143,112	11,772	\$154,884.72
JOHN KENO AND COMPANY INC	VOSB	68,570	2,701	\$71,271.01
VIRTUAL ENERGY SOLUTIONS INC	SDVOSB	29,250	25,250	\$54,500.00
RAMIREZ GROUP LLC	VOSB	25,687		\$25,686.77
COMMAND MECHANICAL GROUP	VOSB	23,554		\$23,553.90
SULLWOOD INC	VOSB		22,268	\$22,268.00
ALLWALL COATINGS LLC	SDVOSB	16,710	5,210	\$21,919.80
MIDDLETON CONSTRUCTION CONSULTING OF ILLINOIS LLC	SDVOSB	10,725	7,580	\$18,305.00
INNLEDAIR LLC	VOSB	16,200		\$16,200.00
MODESTO MANAGEMENT LLC	SDVOSB	6,350	9,196	\$15,546.00
WOLF ELECTRICAL SUPPLY COMPANY	VOSB	3,834	9,959	\$13,793.63
JC GROUP ILLINOIS LLC	VOSB		8,820	\$8,820.00
AQUA VITAE ENGINEERING LLC	VOSB	8,283		\$8,283.27
ENGERVAVRA INC	SDVOSB		8,280	\$8,280.00
KUHN TRELLO CONSULTING ENGINEERS LLC	VOSB	4,622	3,200	\$7,821.86
JUNEAU ASSOCIATES INC PC	VOSB		7,025	\$7,025.00
ORION ENGINEERS PLLC	VOSB		4,941	\$4,941.23
PHILOMATHY DIGITAL MEDIA MARKETING LLC	VOSB	2,500	2,250	\$4,750.00
MODE ARCHITECTS PC	VOSB	914	2,113	\$3,027.00
ARIAS INFORMATION SOLUTIONS LLC	VOSB		2,900	\$2,900.00
CHERMAR	VOSB		2,790	\$2,790.00
JC INSULATION INC	VOSB		2,187	\$2,187.00
ROSS AGENCY INCORPORATED	SDVOSB	940	85	\$1,025.00
DLC SALES	VOSB		500	\$499.50
TOTAL		361,252	139,027	500,279