

Reported to the Board of Trustees
May 11, 2017

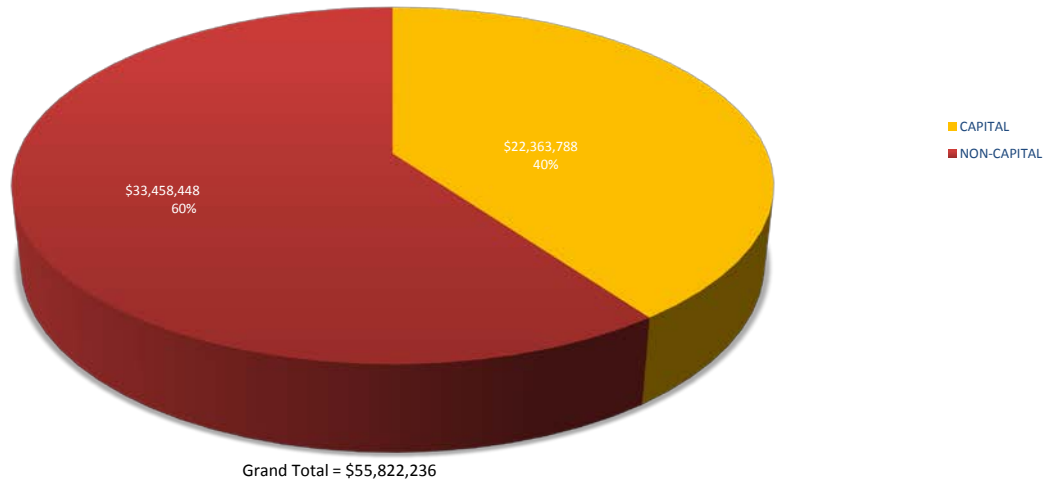
Board Meeting
May 11, 2017

MAFBE Report to the Board of Trustees

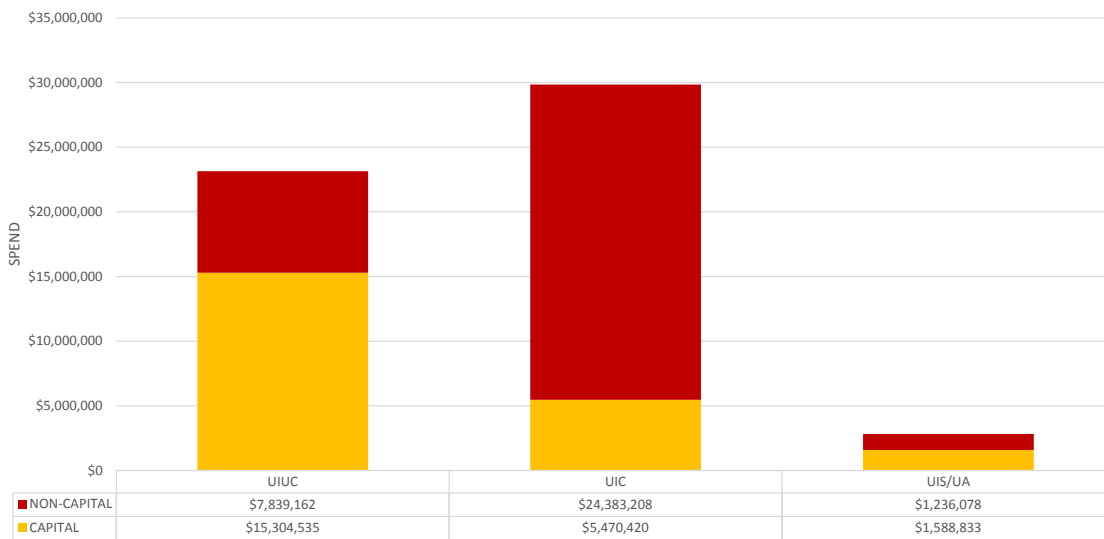
University of Illinois

Attached is a report that responds to the Board of Trustees' request for periodic information on MAFBE expenditures. The report lists expenditures by MAFBE vendor for the period of July 1, 2016 through March 31, 2017. The data are summarized in the first chart for capital and non-capital MAFBE expenditures in total, by campus and by category. The second chart lists total expenditures for the reporting period by MAFBE vendor.

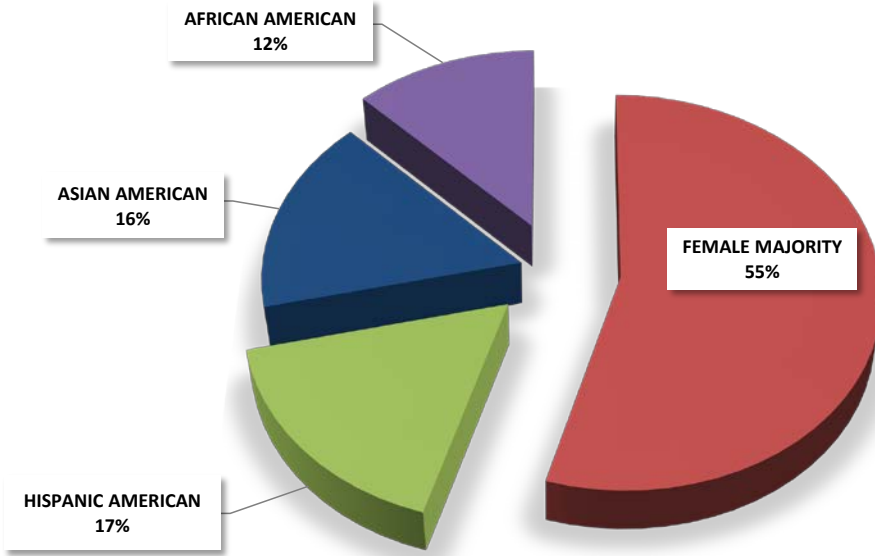
FY17 Capital & Non-Capital MAFBE Expenditures (Through 3/31/2017)



FY17 Capital & Non-Capital MAFBE Expenditures by Campus (Through 3/31/2017)



**FY17Q3 MAFBE Expenditures Category
(Through 3/31/2017)**



FY17 Q3 MAFBE SPEND BY VENDOR
July 1, 2016 through March 31, 2017

| VENDOR NAME | Minority-Category | FY17 Q1 (Through 9/30/2016) | FY17 Q2 (Through 12/31/2016) | FY17 Q3 (Through 3/31/2017) | FY17 (Through 3/31/2017) |
|---|-----------------------------------|-----------------------------|------------------------------|-----------------------------|--------------------------|
| APEX HEALTHCARE INC | ASIAN AMERICAN MALE | 1,305,126 | 1,725,191 | | 3,030,316 |
| CHICAGO LIGHTHOUSE FOR PEOPLE WHO ARE BLIND AND VISUALLY I | DISABLED/SHELTERED/REHABILITATION | | | 2,648,414 | 2,648,414 |
| MATRIX INTEGRATION LLC | FEMALE MAJORITY | 1,143,295 | 392,436 | 707,280 | 2,243,010 |
| TSI COMMERCIAL FLOOR COVERING INC | FEMALE MAJORITY | 872,404 | 451,239 | 726,376 | 2,050,019 |
| PRECISION BUILDERS ASSOCIATES INC | FEMALE MAJORITY | 1,205,886 | 472,885 | 317,367 | 1,996,138 |
| CONECTA GROUP INCORPORATED | HISPANIC AMERICAN FEMALE | 1,175,679 | 803,639 | | 1,979,317 |
| MECCOR INDUSTRIES LTD | ASIAN AMERICAN MALE | 681,814 | 409,277 | 855,474 | 1,946,564 |
| RESOURCE ONE OF ILLINOIS LTD | FEMALE MAJORITY | 1,256,567 | 160,457 | 340,862 | 1,757,886 |
| J MAC ASSOCIATES LIMITED | FEMALE MAJORITY | 464,357 | 526,963 | 615,591 | 1,606,911 |
| LCM ARCHITECTS LLC | DISABLED/SHELTERED/REHABILITATION | 358,691 | 375,320 | 480,753 | 1,214,764 |
| LEEDER FURNITURE LLC | FEMALE MAJORITY | 986,700 | 54,852 | | 1,041,552 |
| STUDIO V DESIGN INCORPORATED | ASIAN AMERICAN FEMALE | 216,114 | 36,960 | 759,077 | 1,012,151 |
| GORDON ELECTRIC SUPPLY | FEMALE MAJORITY | 762,483 | 125,828 | 50,297 | 938,608 |
| BAILEY EDWARD DESIGN INC | FEMALE MAJORITY | 443,900 | 230,326 | 242,428 | 916,654 |
| KAVE INC | FEMALE MAJORITY | 205,303 | 357,838 | 343,923 | 907,064 |
| FOSTER JACOB INC | FEMALE MAJORITY | 89,019 | 167,220 | 642,858 | 899,097 |
| MLN ENTERPRISE | FEMALE MAJORITY | 118,510 | 82,823 | 612,907 | 814,240 |
| DEKAYO CORPORATION | HISPANIC AMERICAN MALE | 8,302 | 746,010 | 36,033 | 790,346 |
| VON ALST OPERATING LLC | FEMALE MAJORITY | 31,609 | 177,314 | 544,718 | 753,641 |
| SUPERIOR FLOOR COVERING INCORPORATED | FEMALE MAJORITY | 482,932 | 170,055 | 68,974 | 721,961 |
| MIDWAY CONTRACTING GROUP LLC | HISPANIC AMERICAN MALE | 419,472 | 192,626 | 76,521 | 688,619 |
| RES CONSTRUCTION INC | HISPANIC AMERICAN FEMALE | 279,331 | 185,062 | 212,026 | 676,418 |
| UJAMAA CONSTRUCTION INCORPORATED | AFRICAN AMERICAN MALE | 221,579 | 111,956 | 324,977 | 658,512 |
| CPMH CONSTRUCTION INC | HISPANIC AMERICAN MALE | 594,360 | 24,930 | 28,699 | 647,989 |
| ON THE JOB CONSULTING INC/PIXO | FEMALE MAJORITY | 133,652 | 250,999 | 157,803 | 542,454 |
| STOCKS BUSINESS FURNITURE INC/STOCKS OFFICE FURNITURE | FEMALE MAJORITY | 8,828 | 24,435 | 490,520 | 523,783 |
| CORPORATE TRAVEL PLANNERS INCORPORATED | FEMALE MAJORITY | 151,188 | 32,466 | 327,200 | 510,853 |
| NATIONAL HVACDBA NATIONAL INSULATION INC | AFRICAN AMERICAN MALE | 43,670 | 165,675 | 291,028 | 500,373 |
| VALOR TECHNOLOGIES INCORPORATED | HISPANIC AMERICAN MALE | 83,718 | 90,000 | 326,430 | 500,148 |
| GREEN HOME EXPERTS LLC | FEMALE MAJORITY | 123,500 | 306,602 | 68,814 | 498,916 |
| NEW BEGINNINGS CONTRACTORS INC | AFRICAN AMERICAN MALE | 185,000 | 204,827 | 91,466 | 481,293 |
| JP EXCAVATING AND TRUCKING | AFRICAN AMERICAN FEMALE | 208,294 | 163,873 | 94,553 | 466,720 |
| OLD VETERAN CONSTRUCTION INC | HISPANIC AMERICAN MALE | 33,442 | 304,532 | 113,688 | 451,662 |
| COMMERCIAL FLOOR COVERING INC/TSI COMMERCIAL FLOOR COVERING | FEMALE MAJORITY | 204,831 | 35,472 | 162,170 | 402,473 |
| SOUTHLAND CUSTOM DECORATING INC | FEMALE MAJORITY | | 130,272 | 264,212 | 394,484 |
| JAMESON SHEET METAL INC | FEMALE MAJORITY | 221,504 | 169,712 | | 391,216 |
| COOK FASSER ASSOCIATES INCORPORATED | FEMALE MAJORITY | 361,646 | 1,951 | 8,524 | 372,122 |
| KRUT'S ELECTRIC INCORPORATED | FEMALE MAJORITY | | 171,591 | 198,036 | 369,626 |
| MARKET CONTRACTING SERVICES INC | HISPANIC AMERICAN MALE | 170,929 | 20,488 | 151,259 | 342,675 |
| SUPPLIED INDUSTRIAL SOLUTIONS INC | AFRICAN AMERICAN MALE | 57,753 | 151,587 | 132,779 | 342,119 |
| MCGUIRE IGLESKI AND ASSOCIATES INCORPORATED | FEMALE MAJORITY | 168,589 | 119,601 | 46,104 | 334,294 |
| LOTHAN VAN HOOK DESTEFANO ARCHITECTURE LLC | FEMALE MAJORITY | 306,092 | | | 306,092 |
| MONTERREY SECURITY CONSULTANTS INC | HISPANIC AMERICAN MALE | 66,441 | 54,163 | 180,997 | 301,602 |
| F J ROBINSONS CONTRACTING | AFRICAN AMERICAN MALE | 116,489 | 97,057 | 75,940 | 289,486 |
| FICEK ELECTRIC AND COMMUNICATION SYSTEMS INCORPORATED | FEMALE MAJORITY | 111,294 | 128,707 | 47,131 | 287,133 |
| ENVIRONMENTAL SYSTEMS DESIGN INC | ASIAN AMERICAN MALE | 62,217 | 10,841 | 203,335 | 276,393 |
| DASHCOINC | FEMALE MAJORITY | 97,421 | 21,120 | 156,620 | 275,161 |
| A LUCAS SONS STEEL | FEMALE MAJORITY | 7,049 | 2,977 | 258,300 | 268,326 |
| PRAIRIE RESTORATIONS INCORPORATED | FEMALE MAJORITY | 194,459 | 43,699 | 28,386 | 266,544 |
| QC ENTERPRISES INC | FEMALE MAJORITY | 201,206 | 14,649 | 47,308 | 263,163 |
| ANDERSON LOCK COMPANY LTD | FEMALE MAJORITY | 46,847 | 105,190 | 109,985 | 262,023 |
| PACE SYSTEMS INC | ASIAN AMERICAN MALE | 54,099 | 18,044 | 160,945 | 233,088 |
| ENVIRONMENTAL DESIGN INTERNATIONAL INC | AFRICAN AMERICAN FEMALE | 96,886 | 75,104 | 59,922 | 231,912 |
| BAUER LATOZA STUDIO LIMITED | HISPANIC AMERICAN MALE | 61,661 | 110,145 | 49,824 | 221,630 |
| JSR ENTERPRISES INC | AFRICAN AMERICAN FEMALE | 110,038 | 65,377 | 44,430 | 219,845 |
| SHEN MILSOM WILKE LLC | ASIAN AMERICAN MALE | 72,011 | 27,005 | 118,499 | 217,516 |
| PARAGON PIPECOVERERS INC | FEMALE MAJORITY | | 12,375 | 202,975 | 215,350 |
| MILLENNIA PROFESSIONAL SERVICES OF ILLINOIS LTD | ASIAN AMERICAN MALE | 129,191 | | 81,291 | 210,483 |
| ELETE CONSTRUCTION AND ENVIRONMENTAL INC | AFRICAN AMERICAN MALE | 75,207 | 88,904 | 39,873 | 203,983 |
| INTER CITY SUPPLY COMPANY INC | AFRICAN AMERICAN FEMALE | 46,244 | 69,605 | 84,674 | 200,523 |
| URBAN WORKS LTD | HISPANIC AMERICAN FEMALE | 19,782 | 101,135 | 76,288 | 197,205 |
| FRANKLYNN INC/CHEMICAL MAINTENANCE INC CMI | FEMALE MAJORITY | 38,115 | 72,995 | 83,803 | 194,913 |
| RUBINOS AND MESIA ENGINEERS INC | ASIAN AMERICAN MALE | 78,822 | 36,849 | 74,890 | 190,561 |
| NESTBUILDERS INC DBA DBHMS | HISPANIC AMERICAN MALE | 67,753 | 90,635 | 31,799 | 190,187 |
| VISION PAINTING AND DECORATING SERVICES INCORPORATED | AFRICAN AMERICAN MALE | 113,800 | 28,000 | 43,135 | 184,935 |
| ROBERT L MILLER AND ASSOCIATES INCORPORATED | AFRICAN AMERICAN MALE | 96,488 | 62,405 | 23,924 | 182,817 |
| ELECTRICAL CONTRACTORS INC | FEMALE MAJORITY | 519 | 50,505 | 124,488 | 175,513 |
| INTEGRATING GREEN TECHNOLOGIES INC | AFRICAN AMERICAN MALE | 169,757 | 5,231 | 433 | 175,422 |
| PEDIATRIC INTERACTIONS INCORPORATED | FEMALE MAJORITY | 81,340 | 54,622 | 39,245 | 175,206 |
| TEMCO HEATING AIR CONDITIONING INC | FEMALE MAJORITY | | 169,943 | | 169,943 |
| OTTSIE LLC | FEMALE MAJORITY | 28,314 | 141,404 | | 169,718 |
| CCS INTERNATIONAL INC | ASIAN AMERICAN MALE | 20,300 | 28,468 | 115,881 | 164,649 |
| NATIONAL PAINTING INCORPORATED | FEMALE MAJORITY | 62,446 | 18,202 | 82,442 | 163,090 |
| DESIGN AIR INC | AFRICAN AMERICAN MALE | 82,440 | 76,500 | | 158,940 |
| RJS CONSTRUCTORS INC | FEMALE MAJORITY | 19,008 | 1,282 | 138,120 | 158,410 |
| PREMIER STAFFING SOURCE INC | AFRICAN AMERICAN FEMALE | 40,400 | 35,305 | 76,575 | 152,281 |
| STRUCTURE DESIGNS INC | AFRICAN AMERICAN MALE | | 1,764 | 146,322 | 148,086 |
| ILLINI SUPPLY INCORPORATED | FEMALE MAJORITY | 14,716 | 51,995 | 80,223 | 146,934 |
| JRH ENTERPRISES INC | FEMALE MAJORITY | 15,907 | 74,470 | 55,147 | 145,523 |
| SNTIAL TECHNOLOGIES INCORPORATED | ASIAN AMERICAN MALE | 700 | 59,140 | 80,580 | 140,420 |
| CENTRAL STATES DBA ARGO SUMMIT | FEMALE MAJORITY | 120,790 | 15,192 | 3,788 | 139,771 |
| BPI TESTING LLC | FEMALE MAJORITY | 72,101 | 47,436 | 20,203 | 139,739 |
| SPEEDY GONZALES LANDSCAPING INC | HISPANIC AMERICAN MALE | | 137,045 | | 137,045 |

FY17 Q3 MAFBE SPEND BY VENDOR
July 1, 2016 through March 31, 2017

| VENDOR NAME | Minority-Category | FY17 Q1 (Through 9/30/2016) | FY17 Q2 (Through 12/31/2016) | FY17 Q3 (Through 3/31/2017) | FY17 (Through 3/31/2017) |
|---|--------------------------|--------------------------------|---------------------------------|--------------------------------|-----------------------------|
| GLASS DESIGNERS INC | AFRICAN AMERICAN MALE | | 136,841 | | 136,841 |
| CR SCHMIDT INC | FEMALE MAJORITY | | 134,100 | | 134,100 |
| INTERNATIONAL QUALITY CONTRACTING INC | AFRICAN AMERICAN FEMALE | | | 133,020 | 133,020 |
| NES INC | HISPANIC AMERICAN MALE | 70,127 | 46,856 | 15,424 | 132,407 |
| TAC CONSTRUCTION COMPANY | FEMALE MAJORITY | 6,619 | 50,760 | 71,227 | 128,606 |
| DYNAMIX ENGINEERING LTD | AFRICAN AMERICAN MALE | 53,300 | 4,277 | 70,342 | 127,919 |
| QUANTUM CROSSINGS LLC | HISPANIC AMERICAN MALE | 19,000 | 6,770 | 100,674 | 126,444 |
| CHRISTY WEBBER AND CO/CHRISTY WEBBER LANDSCAPES | FEMALE MAJORITY | 36,715 | 72,987 | 14,196 | 123,898 |
| JF CARPENTRY SERVICES INC | HISPANIC AMERICAN MALE | | 86,055 | 30,891 | 116,946 |
| JM POLCURR INC | HISPANIC AMERICAN MALE | | 3,321 | 112,732 | 116,053 |
| CHICAGO COMMERCIAL INSTALLATION INC | ASIAN AMERICAN FEMALE | | 40,905 | 74,993 | 115,898 |
| MSM SOLUTIONS INC | AFRICAN AMERICAN MALE | 111,751 | 2,280 | | 114,031 |
| RTM ASSOCIATES INC | ASIAN AMERICAN MALE | 38,567 | 30,403 | 45,038 | 114,008 |
| KATCO DEVELOPMENT INC | FEMALE MAJORITY | 106,884 | 6,617 | | 113,501 |
| PHD SERVICES LLC | FEMALE MAJORITY | 26,051 | 40,576 | 46,765 | 113,392 |
| ROMERO STEEL COMPANY INC | HISPANIC AMERICAN MALE | 53,622 | 47,295 | 10,836 | 111,753 |
| ROSS BARNEY ARCHITECTS INC | FEMALE MAJORITY | 49,467 | 44,790 | 10,000 | 104,257 |
| BRUSH ARCHITECTS LLC | FEMALE MAJORITY | 22,967 | 12,183 | 68,370 | 103,520 |
| SPC CONSULTING LLC/SPC EDUCATIONAL SOLUTIONS | HISPANIC AMERICAN FEMALE | 102,065 | | | 102,065 |
| MILLER BUILDING GROUP | AFRICAN AMERICAN MALE | 8,640 | | 93,150 | 101,790 |
| PRIMERA ENGINEERS LTD | FEMALE MAJORITY | 77,422 | 12,422 | 11,872 | 101,716 |
| DOYLE AND ASSOCIATES | FEMALE MAJORITY | 98,126 | | | 98,126 |
| EKLA CORPORATION | ASIAN AMERICAN FEMALE | 15,132 | 53,829 | 28,288 | 97,249 |
| ANDERSON AND SHAH ROOFING INC | ASIAN AMERICAN MALE | 17,369 | 54,354 | 25,180 | 96,904 |
| BELLA BAGNO INC | FEMALE MAJORITY | 27,363 | 27,643 | 38,537 | 93,543 |
| ARDMORE ASSOCIATES LLC | AFRICAN AMERICAN FEMALE | 28,970 | 52,335 | 10,343 | 91,647 |
| DAVID MASON ASSOCIATES OF ILLINOIS LTD | AFRICAN AMERICAN MALE | 32,532 | 48,283 | 5,932 | 86,747 |
| HEALTH EDUCATION RESEARCH ASSOCIATES INC | FEMALE MAJORITY | 41,973 | 20,345 | 22,416 | 84,733 |
| ENBEE PAINTING AND DECORATING INCORPORATED | FEMALE MAJORITY | 25,303 | 41,966 | 17,285 | 84,554 |
| OBAMA ENERGY CORPORATION | AFRICAN AMERICAN MALE | | 27,089 | 56,360 | 83,449 |
| RELIABLE ENVIRONMENTAL SOLUTIONS INCORPORATED | FEMALE MAJORITY | 27,705 | 19,134 | 35,422 | 82,260 |
| LEAD IT CORPORATION | ASIAN AMERICAN FEMALE | | 26,880 | 55,325 | 82,205 |
| UNIVERSAL ASBESTOS REMOVAL INC | HISPANIC AMERICAN MALE | | | 78,632 | 78,632 |
| ROOF TOP SEDUMS LLC | FEMALE MAJORITY | | | 75,155 | 75,155 |
| MATRIX ENGINEERING CORPORATION | AFRICAN AMERICAN MALE | 20,998 | 6,574 | 47,478 | 75,051 |
| IMC CONNECT INC | AFRICAN AMERICAN MALE | | 69,873 | | 69,873 |
| LA GRANGE CRANE SERVICE INC | FEMALE MAJORITY | | 67,788 | | 67,788 |
| SALUS INC | HISPANIC AMERICAN MALE | 2,420 | 64,548 | | 66,968 |
| GLOBAL WATER TECHNOLOGY INC | HISPANIC AMERICAN FEMALE | 39,266 | 10,431 | 16,971 | 66,667 |
| ARCHITECTS ENTERPRISE LTD | AFRICAN AMERICAN MALE | 30,837 | 14,420 | 21,405 | 66,662 |
| MORRISSEY CONTRACTING | FEMALE MAJORITY | 53,757 | 10,508 | 2,043 | 66,308 |
| DUST EM CLEAN MAINTENANCE COMPANY INC | AFRICAN AMERICAN FEMALE | | 26,443 | 39,589 | 66,033 |
| CORPORATE CONCEPTS INC | FEMALE MAJORITY | | | 64,838 | 64,838 |
| MIDWEST MOVING AND STORAGE INC | HISPANIC AMERICAN MALE | 3,718 | 9,767 | 50,895 | 64,379 |
| M AND G GRAPHICS INC | FEMALE MAJORITY | 8,044 | 29,205 | 26,761 | 64,010 |
| FUHRMANN ENGINEERING INC | FEMALE MAJORITY | 4,404 | 19,329 | 40,256 | 63,990 |
| CUSHING COMPANY | FEMALE MAJORITY | 2,291 | 61,314 | 234 | 63,839 |
| MEP INFRASTRUCTURE SOLUTIONS INCORPORATED | HISPANIC AMERICAN MALE | 14,157 | 8,500 | 41,162 | 63,819 |
| AMAZING EDIBLES LTD | HISPANIC AMERICAN FEMALE | 9,583 | 44,148 | 9,420 | 63,150 |
| POOL ADMINISTRATORS INCORPORATED | FEMALE MAJORITY | 7,834 | 13,150 | 38,482 | 59,466 |
| WRF ENGINEERS LLC | FEMALE MAJORITY | 15,216 | 16,997 | 27,248 | 59,460 |
| EVERY BLOOMIN INDUSTRIAL SUPPLY INC | FEMALE MAJORITY | 37,161 | 2,230 | 19,170 | 58,561 |
| LIVEWIRE ELECTRICAL SYSTEMS INCORPORATED | AFRICAN AMERICAN MALE | 42,178 | 5,729 | 7,277 | 55,184 |
| PROFESSIONAL DYNAMIC NETWORK INC | AFRICAN AMERICAN MALE | 27,656 | 8,140 | 16,965 | 52,760 |
| RADA ARCHITECTS LTD | FEMALE MAJORITY | 40,992 | 8,247 | 3,206 | 52,445 |
| TOLTECH PLUMBING CONTRACTORS LLC | HISPANIC AMERICAN FEMALE | 15,806 | 2,759 | 31,722 | 50,287 |
| JOSAM ACQUISITIONS LLC/GOOD TO GO FOOD | FEMALE MAJORITY | 13,318 | 24,107 | 12,331 | 49,756 |
| UNDERLAND ARCHITECTURAL SYSTEMS INC | FEMALE MAJORITY | | | 48,414 | 48,414 |
| VIVA USA INCORPORATED | ASIAN AMERICAN FEMALE | | 17,026 | 31,050 | 48,076 |
| UNIVERSAL INSULATION INC | HISPANIC AMERICAN MALE | | | 48,060 | 48,060 |
| SUNRISE HITEK GROUP LLC/SUNRISE DIGITAL | ASIAN AMERICAN MALE | | 44,496 | 3,362 | 47,858 |
| DURANGO PAINTING INC | HISPANIC AMERICAN MALE | | 43,862 | 2,800 | 46,662 |
| TOVAR SNOW PROFESSIONALS INC | HISPANIC AMERICAN MALE | | | 46,476 | 46,476 |
| REAL DESIGNS INC | FEMALE MAJORITY | 44,167 | | 1,822 | 45,989 |
| BURKE BURNS AND PINELLI LTD | FEMALE MAJORITY | 12,436 | 20,258 | 12,820 | 45,514 |
| ALTUSWORKS INCORPORATED | FEMALE MAJORITY | 60,388 | -18,715 | 2,264 | 43,937 |
| AUTUMN CONSTRUCTION SERVICES INC | FEMALE MAJORITY | 16,625 | 27,144 | | 43,769 |
| CUSTOM ENGINEERING INC | AFRICAN AMERICAN MALE | 29,970 | 12,488 | | 42,458 |
| TRC WORLDWIDE ENGINEERING INCORPORATED | ASIAN AMERICAN MALE | 25,749 | 2,771 | 11,221 | 39,742 |
| SPRUCE TECHNOLOGY INCORPORATED | ASIAN AMERICAN MALE | | | 38,780 | 38,780 |
| VEYA INC | AFRICAN AMERICAN MALE | 11,957 | 6,480 | 19,512 | 37,949 |
| ALARIS GROUP INCORPORATED | FEMALE MAJORITY | 11,352 | 4,373 | 21,176 | 36,901 |
| JEET INCORPORATED | FEMALE MAJORITY | 12,825 | 15,179 | 8,772 | 36,776 |
| ADAMS PAINTING COMPANY | AFRICAN AMERICAN MALE | 3,981 | 2,114 | 29,301 | 35,396 |
| MIDWEST METALS INC | FEMALE MAJORITY | | | 35,213 | 35,213 |
| G COOPER OIL COMPANY INC | FEMALE MAJORITY | 34,489 | | | 34,489 |
| STEARNOJGLEKAR LTD | ASIAN AMERICAN MALE | 9,806 | 16,806 | 7,438 | 34,049 |
| ORDAZ CONSTRUCTION AND SUPPLY INC | HISPANIC AMERICAN FEMALE | 8,051 | 25,543 | | 33,595 |
| KOI COMPUTERS INCORPORATED | ASIAN AMERICAN FEMALE | 7,755 | | 25,400 | 33,155 |
| SIEBERT CONSTRUCTION MILLWORK INC | FEMALE MAJORITY | | 4,050 | 29,031 | 33,081 |
| PANIAGUA GROUP INC | HISPANIC AMERICAN MALE | | 5,099 | 27,804 | 32,903 |
| HILCO DISTRIBUTING | FEMALE MAJORITY | 4,041 | | 28,305 | 32,346 |
| SDA CONSULTING INC | AFRICAN AMERICAN FEMALE | | 10,949 | 21,320 | 32,269 |

FY17 Q3 MAFBE SPEND BY VENDOR
July 1, 2016 through March 31, 2017

| VENDOR NAME | Minority-Category | FY17 Q1 (Through 9/30/2016) | FY17 Q2 (Through 12/31/2016) | FY17 Q3 (Through 3/31/2017) | FY17 (Through 3/31/2017) |
|--|-----------------------------------|--------------------------------|---------------------------------|--------------------------------|-----------------------------|
| HYGIENEERING INC | FEMALE MAJORITY | 20,000 | 2,869 | 9,198 | 32,067 |
| ALACRAN CONTRACTING INC | ASIAN AMERICAN MALE | | 31,507 | | 31,507 |
| GALAXY ENVIRONMENTAL INC | HISPANIC AMERICAN MALE | | | 31,280 | 31,280 |
| MILHOUSE ENGINEERING AND CONSTRUCTION INC | AFRICAN AMERICAN MALE | 19,364 | 8,232 | 2,581 | 30,177 |
| A PRO EXECS LLC | AFRICAN AMERICAN FEMALE | 12,370 | 5,639 | 12,056 | 30,065 |
| ACACIA FINANCIAL GROUP INC | FEMALE MAJORITY | 15,000 | 7,500 | 7,500 | 30,000 |
| CABLE COMMUNICATIONS | FEMALE MAJORITY | 14,918 | | 14,918 | 29,835 |
| PUGH JONES AND JOHNSON PC | AFRICAN AMERICAN MALE | 8,531 | 12,867 | 8,353 | 29,750 |
| CHICAGO COMMUNICATIONS LLC | FEMALE MAJORITY | 1,761 | 25,845 | 2,067 | 29,672 |
| PROGRESSIVE INDUSTRIES INC | FEMALE MAJORITY | 7,745 | 9,768 | 11,985 | 29,498 |
| HELSEJEPPERSON ELECTRICAL INC | FEMALE MAJORITY | 26,189 | | 3,252 | 29,441 |
| JORDAN MEDICAL CONSULTANTS/JORDAN SEARCH CONSULTANTS LLC | FEMALE MAJORITY | 3,000 | 10,500 | 15,000 | 28,500 |
| DEN CONSTRUCTION MANAGEMENT LLC DBA DENCO | HISPANIC AMERICAN MALE | 7,674 | 4,902 | 15,544 | 28,120 |
| THORNTON RAVE CONSTRUCTION LLC | AFRICAN AMERICAN MALE | 27,901 | | | 27,901 |
| CALUMET DECORATING SERVICE INC | FEMALE MAJORITY | 24,440 | 785 | 2,625 | 27,850 |
| OCCUPATIONAL TRAINING AND SUPPLY INC | FEMALE MAJORITY | 9,947 | 8,549 | 9,302 | 27,798 |
| WE'RE CLEANING INC | AFRICAN AMERICAN FEMALE | 9,478 | 8,169 | 9,979 | 27,625 |
| SEICO INC | DISABLED/SHELTERED/REHABILITATION | 3,702 | 17,167 | 6,734 | 27,603 |
| WANG ENGINEERING INC | ASIAN AMERICAN MALE | 8,395 | 18,737 | | 27,132 |
| LSL INDUSTRIES INCORPORATED | ASIAN AMERICAN MALE | 26,423 | | | 26,423 |
| BRIDGEWAY INCORPORATED | DISABLED/SHELTERED/REHABILITATION | | 8,146 | 17,270 | 25,416 |
| MIDDLETON CONSTRUCTION CONSULTING OF ILLINOIS LLC | DISABLED/SHELTERED/REHABILITATION | | 25,300 | | 25,300 |
| DEVELOPMENTAL SERVICES CENTER | DISABLED/SHELTERED/REHABILITATION | | | 25,278 | 25,278 |
| TERRA ENGINEERING LTD | FEMALE MAJORITY | 2,715 | 21,594 | 551 | 24,860 |
| TAYLOR MADE DESIGN INCORPORATED | AFRICAN AMERICAN MALE | | | 24,846 | 24,846 |
| DAS CONSULTING SERVICES LLC | ASIAN AMERICAN FEMALE | 11,853 | | 12,872 | 24,726 |
| YOUR PARTNER PROMOTIONS INC | FEMALE MAJORITY | 13,453 | 773 | 10,229 | 24,455 |
| LIMERED STUDIO INCORPORATED | FEMALE MAJORITY | 2,428 | 3,019 | 16,078 | 21,525 |
| KEYBOARD ENTERPRISES DEVELOPMENT INC | AFRICAN AMERICAN MALE | | | 20,003 | 20,003 |
| BROOK ARCHITECTURE INC | AFRICAN AMERICAN FEMALE | | | 19,633 | 19,633 |
| TECNICA ENVIRONMENTAL SERVICES INC | HISPANIC AMERICAN MALE | | 19,602 | | 19,602 |
| MYLEER CORPORATION | AFRICAN AMERICAN FEMALE | 11,632 | 7,885 | | 19,517 |
| NURSE AGENCY | FEMALE MAJORITY | 19,375 | | | 19,375 |
| CAROL NAUGHTON AND ASSOCIATES INCORPORATED | FEMALE MAJORITY | 2,966 | 11,016 | 5,152 | 19,133 |
| NOVAREST INC | FEMALE MAJORITY | | 18,659 | | 18,659 |
| UNIQUE CASEWORK INSTALLATIONS INC | AFRICAN AMERICAN MALE | | | 18,239 | 18,239 |
| WEBB ENGINEERING SERVICES INC | AFRICAN AMERICAN MALE | 9,106 | 8,253 | 875 | 18,234 |
| THINK AND ASSOCIATES INCORPORATED/THINKINC | FEMALE MAJORITY | 9,000 | | 9,000 | 18,000 |
| JOHNSON LASKY KINDELIN ARCHITECTS | FEMALE MAJORITY | 4,335 | | 13,581 | 17,915 |
| SANCHEZ AND DANIELS AND HOFFMAN LLP | HISPANIC AMERICAN MALE | 4,243 | 6,020 | 7,449 | 17,712 |
| QUERCUS CONSULTING INC | FEMALE MAJORITY | 5,833 | | 11,666 | 17,499 |
| ELECTRONIC KNOWLEDGE INTERCHANGE COMPANY | AFRICAN AMERICAN MALE | | | 17,400 | 17,400 |
| GO PROMOTIONS INC | FEMALE MAJORITY | 14,200 | 2,484 | | 16,684 |
| MULTI PRODUCTS DISTRIBUTION INC | HISPANIC AMERICAN FEMALE | 16,189 | | | 16,189 |
| GREENE AND LETTS | AFRICAN AMERICAN FEMALE | 13,941 | 1,968 | | 15,909 |
| PRAIRIE FIRE SPRINKLER INC | FEMALE MAJORITY | | | 15,886 | 15,886 |
| VIXEN CONSTRUCTION INCORPORATED | FEMALE MAJORITY | | 15,689 | | 15,689 |
| AC GENTROL INCORPORATED | ASIAN AMERICAN MALE | | 7,774 | 7,774 | 15,548 |
| NAK MAN CORP | ASIAN AMERICAN MALE | 4,699 | 6,267 | 4,348 | 15,314 |
| D A S CONSULTING SERVICES LLC | ASIAN AMERICAN FEMALE | | | 15,092 | 15,092 |
| HARDEN GROUP INC/CARIBBEAN GRILL/CG SIGNATURE EVENTS CTRNG | AFRICAN AMERICAN MALE | 12,193 | 1,371 | 269 | 13,833 |
| BETON CONSTRUCTION CO | FEMALE MAJORITY | 11,991 | | 1,573 | 13,564 |
| MID WEST INSTITUTIONAL FOOD DISTRIBUTORS INC/MIDWEST FOODS | FEMALE MAJORITY | 441 | 7,257 | 5,566 | 13,264 |
| PYRO INDUSTRIAL SERVICES INCORPORATED | FEMALE MAJORITY | 13,203 | | | 13,203 |
| TERRA DEMOLITION | HISPANIC AMERICAN MALE | | | 12,714 | 12,714 |
| BEST TECHNOLOGY SYSTEMS INC | ASIAN AMERICAN MALE | 12,335 | | | 12,335 |
| RW COLLINS CO | FEMALE MAJORITY | 12,328 | | | 12,328 |
| BRAILS FORD AND DUNLAVEY INCORPORATED | AFRICAN AMERICAN MALE | 12,250 | | | 12,250 |
| RHL INSULATION FIRESTOPPING INC | FEMALE MAJORITY | 8,588 | 3,525 | | 12,113 |
| MASSIE MASSIE ASSOCIATES INC | FEMALE MAJORITY | 1,616 | | 10,341 | 11,957 |
| ENCORE UNLIMITED LLC | FEMALE MAJORITY | 4,918 | 6,893 | | 11,811 |
| ONYX ARCHITECTURAL SERVICES INC | AFRICAN AMERICAN MALE | | 10,800 | 1,000 | 11,800 |
| YAGLA ENGINEERING SERVICES INC | FEMALE MAJORITY | 8,121 | 3,582 | | 11,703 |
| EXPRESS ELECTRIC SUPPLY | AFRICAN AMERICAN MALE | | 9,000 | 2,520 | 11,520 |
| CJ DISTRIBUTION INC | FEMALE MAJORITY | | | 11,134 | 11,134 |
| GARZA KARHOFF ENGINEERING LLC | HISPANIC AMERICAN FEMALE | | 7,524 | 3,511 | 11,036 |
| EMM ELECTRIC INC/MORAN ELECTRICAL CONTRACTING | FEMALE MAJORITY | 10,990 | | | 10,990 |
| EVERLIGHTS INCORPORATED | FEMALE MAJORITY | 7,727 | 1,178 | 2,048 | 10,952 |
| CARNOW CONIBEAR ASSOC LTD | FEMALE MAJORITY | 10,900 | | | 10,900 |
| SOUTHWEST SPRING INC | FEMALE MAJORITY | | 1,394 | 9,443 | 10,838 |
| CUSTOM UNDERGROUND INC | FEMALE MAJORITY | | | 10,620 | 10,620 |
| LOESCHER HEATING AND AIR CONDITIONING | FEMALE MAJORITY | | 10,553 | | 10,553 |
| COMMERCIAL CLEANING CONSULTANTS INC | FEMALE MAJORITY | 10,475 | | | 10,475 |
| GARCÉS PLUMBING CONTRACTORS | HISPANIC AMERICAN FEMALE | | | 10,174 | 10,174 |
| MCDONOUGHWHITLOW PC | FEMALE MAJORITY | 8,003 | 1,800 | | 9,803 |
| MOODY NOLAN INCORPORATED | AFRICAN AMERICAN MALE | 9,784 | | | 9,784 |
| PRODUCTION DISTRIBUTION COMPANIES | AFRICAN AMERICAN MALE | 631 | 5,688 | 3,309 | 9,628 |
| ROGARDS OFFICE PRODU | FEMALE MAJORITY | 6,155 | 809 | 2,620 | 9,584 |
| MICHEL CONCRETE CONSTRUCTION INC | FEMALE MAJORITY | 9,293 | | | 9,293 |
| DLV PRINTING SERVICE INCORPORATED | AFRICAN AMERICAN FEMALE | 9,234 | | | 9,234 |
| MBB ENTERPRISES OF CHICAGO INC | FEMALE MAJORITY | | | 9,000 | 9,000 |
| MZI BUILDING SERVICES INC/MZI GROUP INC | HISPANIC AMERICAN MALE | | | 9,000 | 9,000 |
| PHIL STEFANI SIGNATURE EVENTS | FEMALE MAJORITY | 8,644 | | | 8,644 |

FY17 Q3 MAFBE SPEND BY VENDOR
July 1, 2016 through March 31, 2017

| VENDOR NAME | Minority-Category | FY17 Q1 (Through 9/30/2016) | FY17 Q2 (Through 12/31/2016) | FY17 Q3 (Through 3/31/2017) | FY17 (Through 3/31/2017) |
|--|-----------------------------------|--------------------------------|---------------------------------|--------------------------------|-----------------------------|
| GERALEX INC | HISPANIC AMERICAN FEMALE | 8,365 | | | 8,365 |
| COTTER CONSULTING INC | FEMALE MAJORITY | 3,961 | 4,339 | | 8,300 |
| BCE INC | ASIAN AMERICAN MALE | 4,247 | | 3,293 | 7,540 |
| K S ENGINEERS INC | ASIAN AMERICAN MALE | | | 7,500 | 7,500 |
| ONYX COMMUNITY SOLUTIONS LLC | AFRICAN AMERICAN MALE | 7,500 | | | 7,500 |
| CHEMCO INDUSTRIES INC | ASIAN AMERICAN MALE | 3,447 | 724 | 3,181 | 7,352 |
| MEDICAL EXPRESS AMBULANCE SERVICE INCORPORATED | FEMALE MAJORITY | 1,149 | 35 | 6,074 | 7,259 |
| ACCURATE BIOMETRICS INCORPORATED | FEMALE MAJORITY | 1,555 | 4,583 | 1,077 | 7,215 |
| EXTENDED HOME LIVING SERVICES INCORPORATED | FEMALE MAJORITY | 4,550 | | 2,500 | 7,050 |
| CENTRAL ILLINOIS HSSINC | FEMALE MAJORITY | 6,775 | | | 6,775 |
| SANCHEZ PAVING COMPANY INC | HISPANIC AMERICAN MALE | 6,680 | | | 6,680 |
| ASHLAUR CONSTRUCTION INC | AFRICAN AMERICAN MALE | 6,320 | | | 6,320 |
| HUGH LIGHTING DESIGN LLC | ASIAN AMERICAN MALE | 1,555 | 784 | 3,920 | 6,259 |
| INTERNATIONAL TEST BALANCE INC | FEMALE MAJORITY | 4,800 | | 1,451 | 6,251 |
| EQUIPMENT INTERNATIONAL LTD | FEMALE MAJORITY | 498 | 3,162 | 2,443 | 6,103 |
| ACTION BAG COMPANY | FEMALE MAJORITY | 1,850 | 2,627 | 1,504 | 5,981 |
| GSG CONSULTANTS INC | HISPANIC AMERICAN MALE | | | 5,919 | 5,919 |
| WINDY CITY MAINTENANCE INC | HISPANIC AMERICAN MALE | 5,882 | | | 5,882 |
| LINJEN PROMOTIONS INC | FEMALE MAJORITY | 2,894 | 2,345 | 366 | 5,604 |
| TABITHA VENTURES INC | AFRICAN AMERICAN MALE | 5,601 | | | 5,601 |
| ILLINI FIRE EQUIPMENT CO INC | FEMALE MAJORITY | | | 5,486 | 5,486 |
| LESTER AND ROSALIE ANIXTER CENTER | DISABLED/SHELTERED/REHABILITATION | | 1,440 | 3,960 | 5,400 |
| PROTYPE PRINTING INCORPORATED | FEMALE MAJORITY | 220 | 240 | 4,915 | 5,375 |
| PERFORMANCE MECHANICAL CONTRACTORS INC | FEMALE MAJORITY | 2,324 | 1,023 | 2,000 | 5,347 |
| MAESTROS VENTURES LLC | HISPANIC AMERICAN MALE | | 5,333 | | 5,333 |
| PMJ ENTERPRISES INC | HISPANIC AMERICAN MALE | | | 5,244 | 5,244 |
| D AND B CONSTRUCTION | AFRICAN AMERICAN MALE | | 1,120 | 3,880 | 5,000 |
| POWER ONE SUPPLY INC | AFRICAN AMERICAN MALE | 4,965 | | | 4,965 |
| ROYAL CRANE SERVICE INCORPORATED | HISPANIC AMERICAN MALE | 4,625 | | | 4,625 |
| HI TEK ENVIRONMENTAL INC/STAT ANALYSIS CORP | ASIAN AMERICAN MALE | 1,525 | 1,000 | 2,031 | 4,556 |
| BOSWELL BUILDING CONTRACTORS INC | FEMALE MAJORITY | | 4,500 | | 4,500 |
| AUDREY J WEINSTEIN DBA A WEINSTEIN AND ASSOCIATES | FEMALE MAJORITY | 2,737 | 1,275 | 488 | 4,500 |
| FULL CANVAS HEATING AND AIR CONDITIONING | AFRICAN AMERICAN MALE | 4,279 | | | 4,279 |
| CONSTRUCTION CAD SOLUTIONS | AFRICAN AMERICAN MALE | 4,164 | | | 4,164 |
| REFLECTION WINDOW COMPANY LLC | HISPANIC AMERICAN MALE | | 4,000 | | 4,000 |
| NAVARETTE INDUSTRIES | HISPANIC AMERICAN MALE | 3,882 | | | 3,882 |
| COMMUNITY SUPPORT SYSTEMS | DISABLED/SHELTERED/REHABILITATION | | 1,890 | 1,890 | 3,780 |
| RICHARDS GRAPHIC COMMUNICATIONS INC | FEMALE MAJORITY | | 1,295 | 2,456 | 3,751 |
| CRYSTAL CHEM INCORPORATED | ASIAN AMERICAN FEMALE | 1,165 | 1,675 | 805 | 3,645 |
| PHOENIX BUSINESS SOLUTIONS LLC | FEMALE MAJORITY | 3,484 | | | 3,484 |
| RD MCMILLEN ENTERPRISES INCORPORATED | FEMALE MAJORITY | 1,658 | 1,110 | 616 | 3,383 |
| IYA FOODS LLC | AFRICAN AMERICAN FEMALE | | 1,599 | 1,738 | 3,336 |
| MULTILINGUAL CONNECTIONS LLC | FEMALE MAJORITY | | 2,411 | 781 | 3,192 |
| CYLA DESIGN ASSOCIATES INC | FEMALE MAJORITY | 1,860 | 1,248 | | 3,108 |
| LIN ENGINEERING LTD | ASIAN AMERICAN MALE | | | 3,105 | 3,105 |
| MIND YOUR MANNERS/WILLIAM EVERETT GROUP | AFRICAN AMERICAN FEMALE | 3,000 | | | 3,000 |
| WOODLAND VALUATION SERVICES LLC/APPRaisal ASSOCIATES | FEMALE MAJORITY | | | 3,000 | 3,000 |
| D L V PRINTING SERVICE | AFRICAN AMERICAN FEMALE | 2,774 | | | 2,774 |
| STILES OFFICE SOLUTIONS INC | FEMALE MAJORITY | 2,600 | | | 2,600 |
| ANZY SUPPLY INC | FEMALE MAJORITY | 2,331 | | | 2,331 |
| DIRECTIONS UNLIMITED INC/PROMOPARTNERS | FEMALE MAJORITY | | 1,611 | 702 | 2,312 |
| AUTOMATIC DOORS INC | FEMALE MAJORITY | 1,913 | | | 1,913 |
| AMMONS TRANSPORTATION SERVICES INC | AFRICAN AMERICAN MALE | 1,865 | | | 1,865 |
| ELIZABETH A BLANKENSHIP DBA BPI TESTING LLC | FEMALE MAJORITY | | 1,800 | | 1,800 |
| SINGH AND ASSOCIATES INC | ASIAN AMERICAN MALE | 1,800 | | | 1,800 |
| GRANT LAW LLC | AFRICAN AMERICAN MALE | 391 | 696 | 656 | 1,742 |
| HJKESSLER ASSOCIATES INC | FEMALE MAJORITY | 1,738 | | | 1,738 |
| HH OFFICE INCORPORATED/ROGARDS OFFICE PLUS | FEMALE MAJORITY | | 78 | 1,640 | 1,718 |
| RINGOLD FINANCIAL MANAGEMENT SERVICES INC | AFRICAN AMERICAN FEMALE | 1,500 | | | 1,500 |
| DATA MEDIA PRODUCTS INC | FEMALE MAJORITY | 1,488 | | | 1,488 |
| EMED MEDICAL COMPANY | AFRICAN AMERICAN MALE | | | 1,442 | 1,442 |
| UCP LAND OF LINCOLN | DISABLED/SHELTERED/REHABILITATION | | 1,322 | | 1,322 |
| HIGH RISE SECURITY | HISPANIC AMERICAN MALE | | | 1,314 | 1,314 |
| GRACE ENTERPRISES INC/GRACE PRINTING AND MAILING | ASIAN AMERICAN MALE | 215 | 1,095 | | 1,310 |
| LATINO EXPRESS INC | HISPANIC AMERICAN MALE | 1,300 | | | 1,300 |
| STUDIO GANG ARCHITECTS | FEMALE MAJORITY | 1,185 | | | 1,185 |
| LASER INNOVATIONS INC | DISABLED/SHELTERED/REHABILITATION | 628 | 448 | | 1,076 |
| TETRA MEDICAL SUPPLY CORP | FEMALE MAJORITY | 330 | 123 | 592 | 1,045 |
| GSG MATERIAL TESTING INC | HISPANIC AMERICAN MALE | 1,020 | | | 1,020 |
| MURER CONSULTANTS INCORPORATED | FEMALE MAJORITY | | | 1,008 | 1,008 |
| SITE DESIGN GROUP LTD | ASIAN AMERICAN MALE | 1,000 | | | 1,000 |
| SUMMER ALEXANDER RESEARCH INC | AFRICAN AMERICAN FEMALE | | 1,000 | | 1,000 |
| HANSON INFORMATION SYSTEMS INCORPORATED | FEMALE MAJORITY | 210 | 204 | 583 | 996 |
| BOYE JANITORIAL SERVICE | AFRICAN AMERICAN MALE | | | 975 | 975 |
| BOEMAN DESIGN LLC | FEMALE MAJORITY | 900 | | | 900 |
| NASAW DOUGLASS AND ASSOC LTD/MCFARLANE DOUGLASS AND COMPAN | HISPANIC AMERICAN MALE | 894 | | | 894 |
| BLUE CAB CO | FEMALE MAJORITY | 871 | | | 871 |
| GLOBE MEDICAL SURGICAL SUPPLY | ASIAN AMERICAN MALE | | 822 | | 822 |
| IMPRESS PRINTING AND DESIGN | HISPANIC AMERICAN MALE | 790 | | | 790 |
| OMAR MEDICAL SUPPLIES INCORPORATED | AFRICAN AMERICAN MALE | | 374 | 306 | 680 |
| LAKE SHORE BUSINESS FORMS CO | FEMALE MAJORITY | 677 | | | 677 |
| MIDWEST FOODS | FEMALE MAJORITY | | | 543 | 543 |
| GREENWOOD INC/SUNSET FUNERAL HOME | FEMALE MAJORITY | 541 | | | 541 |

FY17 Q3 MAFBE SPEND BY VENDOR
 July 1, 2016 through March 31, 2017

| VENDOR NAME | Minority-Category | FY17 Q1 (Through 9/30/2016) | FY17 Q2 (Through 12/31/2016) | FY17 Q3 (Through 3/31/2017) | FY17 (Through 3/31/2017) |
|---|-----------------------------------|--------------------------------|---------------------------------|--------------------------------|-----------------------------|
| STITCH ME LLC | AFRICAN AMERICAN FEMALE | | 500 | | 500 |
| ARROW MESSENGER SERVICE INC | FEMALE MAJORITY | 473 | | | 473 |
| TORRES CONSTRUCTION INC | HISPANIC AMERICAN MALE | 412 | | | 412 |
| LIL'S LOW CARB INC/LIL'S DIETARY SPECIALTY SHOP | FEMALE MAJORITY | | 384 | | 384 |
| JANSCO INC | FEMALE MAJORITY | 333 | | | 333 |
| LEE'S FOODSERVICE PARTS AND REPAIRS INC | DISABLED/SHELTERED/REHABILITATION | | 294 | | 294 |
| TULSA POWER SERVICE INCORPORATED | FEMALE MAJORITY | 245 | | | 245 |
| EFFICIENCY REPORTING | FEMALE MAJORITY | | 240 | | 240 |
| NOVANIS IT SOLUTIONS | ASIAN AMERICAN MALE | 225 | | | 225 |
| CITY WIDE FIRE PROTECTION SERVICES COMPANY | FEMALE MAJORITY | 166 | | | 166 |
| MIDWEST MAILING AND SHIPPING SYSTEMS INC | FEMALE MAJORITY | | | 111 | 111 |
| A WEINSTEIN ASSOCIAT | FEMALE MAJORITY | | | 95 | 95 |
| HARRIS ICE CO | AFRICAN AMERICAN MALE | 63 | | | 63 |
| ALL AMERICAN PAPER COMPANY | FEMALE MAJORITY | 48 | | | 48 |
| ARC OF THE QUAD CITIES AREA | DISABLED/SHELTERED/REHABILITATION | | | 45 | 45 |
| RENARD LIMITED LLC/SHRED AUTHORITY | AFRICAN AMERICAN MALE | 25 | | | 25 |
| | TOTAL | 20,990,314 | 15,015,798 | 19,816,125 | 55,822,236 |