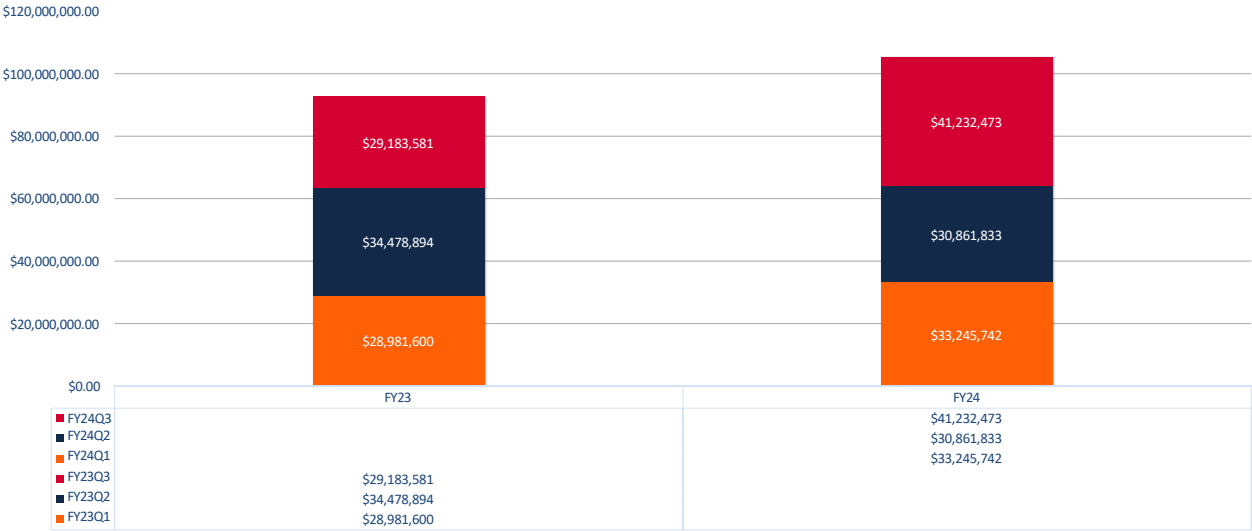


Diversity Report to the Board of Trustees

University of Illinois

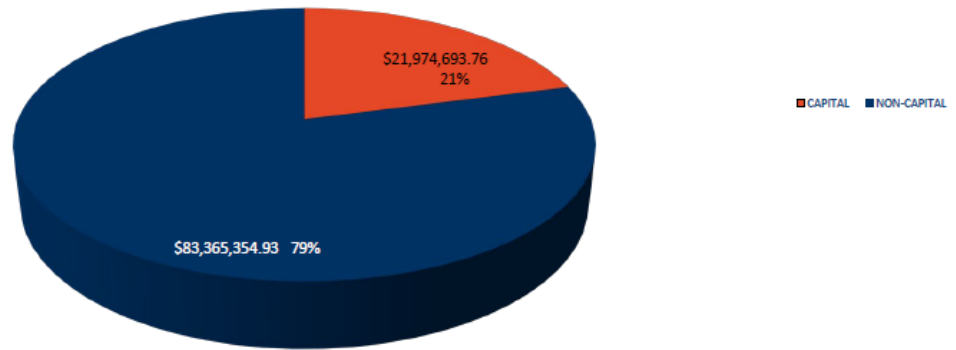
Attached is a report that responds to the Board of Trustees' request for periodic information on diversity expenditures. The report lists expenditures by diversity vendor for the period of July 1, 2023 through March 31, 2024. The corresponding budget for fiscal year 2024 is \$7,805,341,000. The data are summarized in the first chart for capital and non-capital diversity expenditures in total, by campus and by category. The final charts lists total expenditures for the reporting period by diversity vendor. This data does not include spend with known small, female, and diverse-owned firms that were not certified at the time of reporting.

YEAR OVER YEAR RELATIVE QUARTER DIVERSE SPEND COMPARISON



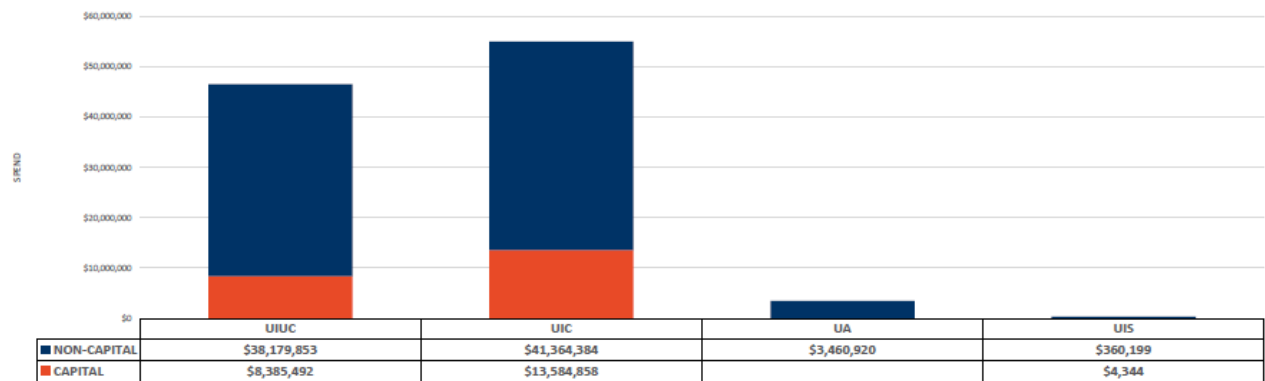
TOTAL EXPENSE BUDGET	\$7,805,341,000.00
TOTAL BUDGET SUBJECT TO GOAL	\$1,541,993,109.00
FY24Q3 DIVERSE SPEND	\$105,340,048.69

FY24 Capital & Non-Capital Diversity Spend Report Expenditures (Through 3/31/2024)

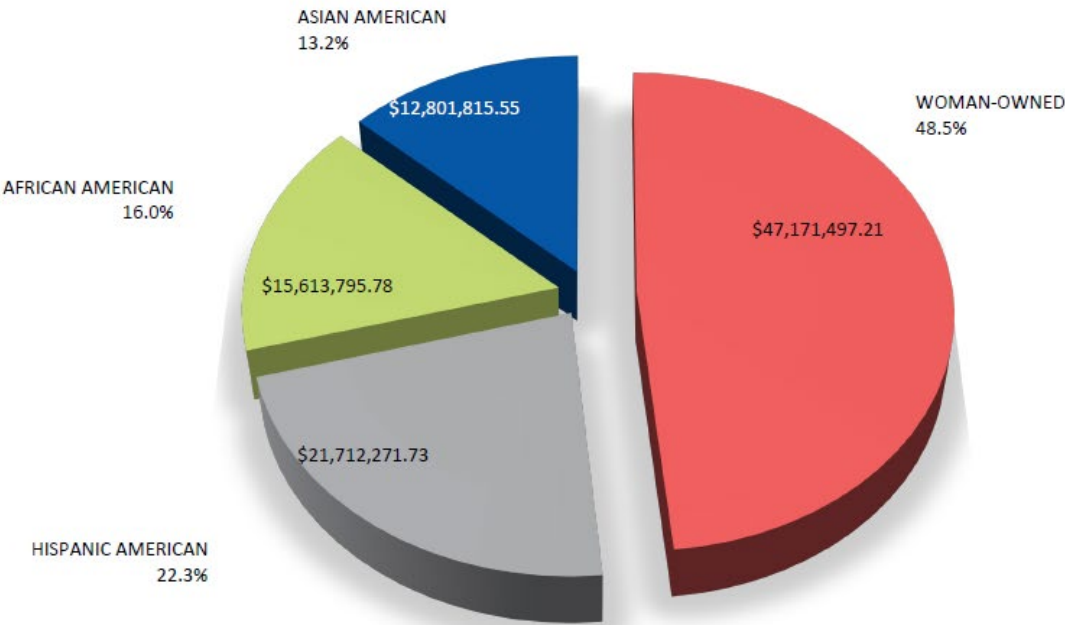


Grand Total = \$105,340,048.69

FY24 Capital & Non-Capital Diversity Spend Report Expenditures by Campus (Through 3/31/2024)



FY24Q3 Diversity Spend Report Expenditures Category
(Through 3/31/2024)



FY24 Q3 DIVERSITY SPEND BY VENDOR
July 1, 2023 through March 31, 2024

VENDOR NAME	Minority-Category	FY24 Q1 (Through 9/30/2023)	FY24 Q2 (Through 12/31/2023)	FY24 Q3 (Through 3/31/2024)	FY24 Q3 (Through 3/31/2024)
INDUSTRIAL AND UTILITY SUPPLY LTD/INDUSTRIAL ELECTRIC SUPP	AFRICAN AMERICAN	\$1,309,859.44	\$2,403,817.67	\$1,449,443.61	\$5,163,120.72
INTERNATIONAL QUALITY CONTRACTING INC	AFRICAN AMERICAN	\$682,503.22	\$712,656.07	\$783,873.84	\$2,179,033.13
CG CONSTRUCTION SUPPLY COMPANY INC	AFRICAN AMERICAN		\$106,249.98	\$902,893.05	\$1,009,143.03
ANCHOR STAFFING INC	AFRICAN AMERICAN	\$91,983.96	\$175,581.54	\$627,439.13	\$895,004.63
VOLUNTEER SUPPLY INDUSTRIES LTD	AFRICAN AMERICAN	\$267,027.42	\$293,000.33	\$283,482.86	\$843,510.61
AGILE PROCUREMENT AND CONSULTING SERVICES LLC	AFRICAN AMERICAN	\$395,000.29	\$194,464.11	\$29,106.33	\$618,570.73
INTER-CITY SUPPLY COMPANY INC	AFRICAN AMERICAN	\$120,925.33	\$210,986.33	\$149,904.41	\$481,816.07
DAVID MASON AND ASSOCIATES OF ILLINOIS LTD	AFRICAN AMERICAN	\$58,702.10	\$280,595.03	\$80,579.00	\$419,876.13
NATIONAL HVACDBA NATIONAL INSULATION INC	AFRICAN AMERICAN		\$125,432.73	\$185,518.26	\$310,950.99
JP EXCAVATING AND TRUCKING	AFRICAN AMERICAN	\$139,122.23	\$159,630.81		\$298,753.04
ELETE CONSTRUCTION AND ENVIRONMENTAL INC	AFRICAN AMERICAN		\$25,943.40	\$261,767.20	\$287,710.60
CALL FLAWLESS INC	AFRICAN AMERICAN	\$32,180.00	\$136,144.00	\$107,032.00	\$275,356.00
ELECTRONIC KNOWLEDGE INTERCHANGE COMPANY	AFRICAN AMERICAN	\$82,670.00	\$80,050.00	\$106,830.00	\$269,550.00
WEBB ENGINEERING SERVICES INC	AFRICAN AMERICAN	\$28,808.28	\$122,481.46	\$105,916.56	\$257,206.30
MCKISSACK AND MCKISSACK MIDWEST INC	AFRICAN AMERICAN	\$100,158.90	\$29,314.80	\$110,093.36	\$239,567.06
DUST EM CLEAN MAINTENANCE COMPANY INC	AFRICAN AMERICAN	\$26,040.20	\$105,723.30	\$80,464.35	\$212,227.85
POWERS AND SONS CONSTRUCTION COMPANY INC	AFRICAN AMERICAN	\$206,128.74			\$206,128.74
ROBERT L MILLER ASSOCIATES INC	AFRICAN AMERICAN	\$51,300.00		\$131,799.24	\$183,099.24
PRODUCTION DISTRIBUTION COMPANIES	AFRICAN AMERICAN	\$26,035.00	\$74,447.56	\$23,786.99	\$124,269.55
PREMIER STAFFING SOURCE INC	AFRICAN AMERICAN	\$23,098.89	\$34,347.68	\$59,283.31	\$116,729.88
WE'RE CLEANING INC	AFRICAN AMERICAN	\$15,168.00	\$77,838.00	\$23,500.00	\$116,506.00
SLG INNOVATION INC	AFRICAN AMERICAN	\$86,945.00	\$9,794.00	\$7,325.00	\$104,064.00
JSR ENTERPRISES INC	AFRICAN AMERICAN	\$51,659.00	\$9,900.00	\$30,906.00	\$92,465.00
MOODY NOLAN INCORPORATED	AFRICAN AMERICAN	\$50,468.80	\$33,264.60		\$83,733.40
UJAMAA CONSTRUCTION INCORPORATED	AFRICAN AMERICAN	\$51,221.60	\$27,155.00		\$78,376.60
RDS HVAC INC	AFRICAN AMERICAN	\$14,040.00		\$55,037.48	\$69,077.48
AGILE CONSTRUCTION SERVICES	AFRICAN AMERICAN		\$22,213.61	\$42,452.08	\$64,665.69
BRIDGEPORT STEEL SALES	AFRICAN AMERICAN			\$54,460.80	\$54,460.80
MILHOUSE ENGINEERING CONSTRUCTION INC	AFRICAN AMERICAN			\$48,600.00	\$48,600.00
INDIRAP PRODUCTIONS INC	AFRICAN AMERICAN			\$44,500.00	\$44,500.00
ENVIRONMENTAL DESIGN INTERNATIONAL INC (EDI)	AFRICAN AMERICAN	\$20,426.08	\$17,335.46	\$3,984.00	\$41,745.54
MAINTENANCE SOLUTIONS INC	AFRICAN AMERICAN	\$28,350.00	\$5,382.00		\$33,732.00
EX3 LABS LLC	AFRICAN AMERICAN			\$26,700.00	\$26,700.00
DLV PRINTING SERVICE INCORPORATED	AFRICAN AMERICAN	\$1,130.00	\$9,839.55	\$15,515.73	\$26,485.28
MIDWAY BROADCASTING CORPORATION/WVON VONTV WRLL	AFRICAN AMERICAN		\$15,280.00	\$10,000.00	\$25,280.00
CONTINENTAL PAINTING AND DECORATING INC	AFRICAN AMERICAN	\$7,335.00		\$17,304.30	\$24,639.30
CITADEL CONSTRUCTION GROUP	AFRICAN AMERICAN	\$24,255.01			\$24,255.01
BENFORD PROTECTION GROUP LLC	AFRICAN AMERICAN		\$7,178.38	\$12,617.57	\$19,795.95
BENNU CORPORATION/ABILITY ENGINEERING TECHNOLOGY	AFRICAN AMERICAN	\$17,245.00			\$17,245.00
MODESTO MANAGEMENT LLC	AFRICAN AMERICAN	\$2,975.00	\$6,600.00	\$7,250.00	\$16,825.00
WHATS DA BIZNIZ INC/WDB MARKETING	AFRICAN AMERICAN	\$2,800.00		\$12,090.00	\$14,890.00
JM INDUSTRIAL SUPPLY INC	AFRICAN AMERICAN		\$14,519.35		\$14,519.35
CODE ENGINEERING SERVICES	AFRICAN AMERICAN	\$14,435.00			\$14,435.00
IFR HOLDINGS LLC KILO SERIES/NEELY PROCUREMENT SOLUTIONS LLC	AFRICAN AMERICAN	\$4,958.00	\$150.00	\$8,780.15	\$13,888.15
LIVEWIRE ELECTRICAL SYSTEMS INCORPORATED	AFRICAN AMERICAN			\$13,300.00	\$13,300.00
CRAIG WILLIAMS DBA CW FINANCIAL AND MANAGEMENT GROUP LLC	AFRICAN AMERICAN	\$4,620.00	\$8,160.00		\$12,780.00
GRANT LAW LLC	AFRICAN AMERICAN	\$1,425.00	\$8,082.50	\$2,620.00	\$12,127.50
ROYAL PEST ELIMINATION	AFRICAN AMERICAN	\$1,450.00	\$6,450.00	\$3,750.00	\$11,650.00
CROSS RHODES REPROGRAPHICS INC	AFRICAN AMERICAN	\$10,152.10			\$10,152.10
INTEGRATED LIGHTING TECHNOLOGIES INC/INTEGRATING GREEN TECH	AFRICAN AMERICAN		\$9,690.00		\$9,690.00
ELEMENTAL SOLUTIONS LLC	AFRICAN AMERICAN			\$9,600.00	\$9,600.00
STRATA EARTH SERVICES LLC	AFRICAN AMERICAN			\$8,860.00	\$8,860.00
C4 PETROLEUM TRANSPORT INC	AFRICAN AMERICAN	\$2,461.11	\$1,228.95	\$3,693.55	\$7,383.61
AGILE N2N INC	AFRICAN AMERICAN			\$6,150.00	\$6,150.00
BCG-NORTH AMERICA CORPORATION	AFRICAN AMERICAN		\$2,589.00	\$2,589.50	\$5,178.50
PRO BIZ PRODUCTS LLC	AFRICAN AMERICAN		\$4,582.36		\$4,582.36
POWELL III	AFRICAN AMERICAN			\$4,500.00	\$4,500.00
WORLD OF PROMOTIONS	AFRICAN AMERICAN			\$4,343.00	\$4,343.00
VICTORY PHARMACY OF DECATUR INC/VICTORY MEDICAL EQUIPMENT	AFRICAN AMERICAN	\$1,079.84	\$955.32	\$2,299.62	\$4,334.78
LEADERSHIP EDGE LLC	AFRICAN AMERICAN	\$3,000.00			\$3,000.00
APS AND ASSOCIATES LLC	AFRICAN AMERICAN		\$1,000.00	\$1,500.00	\$2,500.00
JNJ CREATIVE LLC	AFRICAN AMERICAN		\$2,500.00		\$2,500.00
EMED MEDICAL COMPANY LLC	AFRICAN AMERICAN	\$2,250.00			\$2,250.00
RUSSELL ELECTRIC CONTRACTING LLC	AFRICAN AMERICAN	\$2,190.00			\$2,190.00
CLAYBORNE AND WAGNER LLP	AFRICAN AMERICAN	\$650.00	\$455.00	\$1,072.50	\$2,177.50
SP MURPHY INC	AFRICAN AMERICAN		\$2,130.00		\$2,130.00
E KING CONSTRUCTION CO INC	AFRICAN AMERICAN	\$500.00	\$1,575.00		\$2,075.00
ASAPRO LLC	AFRICAN AMERICAN		\$1,796.40		\$1,796.40
MINTEX INC	AFRICAN AMERICAN		\$720.00	\$793.50	\$1,513.50
NELSON TRANSPORT SERVICES INC	AFRICAN AMERICAN	\$1,125.68		\$100.00	\$1,225.68
MARSUZETTE WALKER/DISCOVERY PROMOTIONS AND MERCHANDISING	AFRICAN AMERICAN	\$525.00		\$525.00	\$1,050.00
STITCH ME LLC	AFRICAN AMERICAN		\$827.00		\$827.00
TAYLOR ELECTRIC COMPANY	AFRICAN AMERICAN	\$645.00			\$645.00
AARON BROS MOVING SYSTEM INC	AFRICAN AMERICAN	\$645.00			\$645.00
ZUBER LAWLER LLP	AFRICAN AMERICAN		\$130.00		\$130.00
		4,067,674	5,630,740	5,965,933	15,613,796

FY24 Q3 DIVERSITY SPEND BY VENDOR
July 1, 2023 through March 31, 2024

VENDOR NAME	Minority-Category	FY24 Q1 (Through 9/30/2023)	FY24 Q2 (Through 12/31/2023)	FY24 Q3 (Through 3/31/2024)	FY24 Q3 (Through 3/31/2024)
PACE SYSTEMS INC	ASIAN AMERICAN	\$3,430,105.23	\$1,154,981.50	\$1,234,797.56	\$5,819,884.29
MECCOR INDUSTRIES LTD	ASIAN AMERICAN	\$1,105,747.74	\$1,195,102.88	\$1,610,084.30	\$3,910,934.92
RTM ENGINEERING CONSULTANTS LLC	ASIAN AMERICAN	\$186,732.59	\$352,930.96	\$116,617.13	\$656,280.68
RUBINOS AND MESIA ENGINEERS INC	ASIAN AMERICAN	\$150,636.73	\$141,155.08	\$164,551.35	\$456,343.16
CLOVITY INC	ASIAN AMERICAN	\$27,560.00	\$135,798.45	\$110,518.50	\$273,876.95
SITE DESIGN GROUP LTD	ASIAN AMERICAN	\$125,090.00	\$40,650.00	\$62,348.50	\$228,088.50
EOS MECHANICAL INC	ASIAN AMERICAN	\$60,525.00		\$66,875.00	\$127,400.00
CCJM ENGINEERS LTD	ASIAN AMERICAN	\$28,000.00	\$62,270.00	\$25,670.00	\$115,940.00
CCS INTERNATIONAL INC	ASIAN AMERICAN	\$20,345.51	\$43,986.39	\$48,305.14	\$112,637.04
CITTA PARTNERSHIP LLC	ASIAN AMERICAN	\$33,250.00	\$32,000.00	\$33,250.00	\$98,500.00
INNLEDAIR LLC	ASIAN AMERICAN			\$96,833.18	\$96,833.18
DIVIHN INTEGRATION INC	ASIAN AMERICAN	\$41,168.50	\$23,442.00	\$24,049.00	\$88,659.50
MDC ARCHITECTS PC	ASIAN AMERICAN	\$39,100.00	\$4,600.00	\$37,157.60	\$80,857.60
RAPTOR INDUSTRIES INC	ASIAN AMERICAN	\$24,685.00	\$50,840.00	\$3,275.00	\$78,800.00
NOVAMED INC	ASIAN AMERICAN	\$22,899.00	\$26,802.00	\$24,886.00	\$74,587.00
EKLA CORPORATION	ASIAN AMERICAN	\$39,897.58	\$9,265.85	\$25,204.44	\$74,367.87
EDIFY TECHNOLOGIES INC	ASIAN AMERICAN	\$65,000.00			\$65,000.00
IYKA ENTERPRISES INC	ASIAN AMERICAN			\$61,571.00	\$61,571.00
AC GENTROL INCORPORATED	ASIAN AMERICAN	\$13,314.40	\$46,600.40		\$59,914.80
VISTARA CONSTRUCTION SERVICES INC	ASIAN AMERICAN		\$34,564.00	\$19,710.00	\$54,274.00
STEARNJOGLEKAR LTD	ASIAN AMERICAN	\$2,228.39	\$38,694.55		\$40,922.94
SNITIAL TECHNOLOGIES INCORPORATED	ASIAN AMERICAN	\$3,800.00	\$5,940.00	\$29,700.00	\$39,440.00
TSE CONSULTING LLC	ASIAN AMERICAN		\$3,750.00	\$31,500.00	\$35,250.00
SUNRISE HITEK GROUP LLC/SUNRISE DIGITAL	ASIAN AMERICAN	\$305.00	\$32,558.00		\$32,863.00
DIAGNOCINE LLC	ASIAN AMERICAN		\$27,259.44	\$4,578.51	\$31,837.95
DAS CONSULTING SERVICES LLC	ASIAN AMERICAN	\$8,090.25	\$8,200.83		\$16,291.08
SHEN MILSOM WILKE LLC	ASIAN AMERICAN	\$1,513.54	\$10,423.25	\$4,064.50	\$16,001.29
NAK-MAN CORP	ASIAN AMERICAN	\$763.00	\$4,136.80	\$5,350.53	\$10,250.33
MEDSTAR LABORATORY INC	ASIAN AMERICAN	\$2,439.30	\$2,231.80	\$3,410.60	\$8,081.70
VR DIVERSE INC	ASIAN AMERICAN	\$1,069.00	\$2,073.00	\$3,000.00	\$6,142.00
QUIGG ENGINEERING INC	ASIAN AMERICAN	\$5,750.00			\$5,750.00
ADVIS INC	ASIAN AMERICAN			\$5,257.50	\$5,257.50
CORPORATE CONCEPTS INCORPORATED	ASIAN AMERICAN			\$5,233.20	\$5,233.20
NAYYAR NAYYAR INTERNATIONAL INC	ASIAN AMERICAN			\$4,800.00	\$4,800.00
TAYLOR MADE DESIGN INCORPORATED	ASIAN AMERICAN			\$4,386.06	\$4,386.06
LIN ENGINEERING LTD	ASIAN AMERICAN	\$3,400.00			\$3,400.00
CREATIVE DESIGNS & PACKAGING INC	ASIAN AMERICAN			\$779.38	\$779.38
MODE ARCHITECTS PC	ASIAN AMERICAN			\$333.63	\$333.63
HANSON INFORMATION SYSTEMS INCORPORATED	ASIAN AMERICAN	\$45.00			\$45.00

5,443,461	3,490,257	3,868,098	12,801,816
-----------	-----------	-----------	------------

FY24 Q3 DIVERSITY SPEND BY VENDOR
July 1, 2023 through March 31, 2024

VENDOR NAME	Minority-Category	FY24 Q1 (Through 9/30/2023)	FY24 Q2 (Through 12/31/2023)	FY24 Q3 (Through 3/31/2024)	FY24 Q3 (Through 3/31/2024)
BROEREN RUSSO BUILDERS INC.	HISPANIC AMERICAN	\$2,684,356.72	\$1,366,880.68	\$1,108,412.68	\$5,159,650.08
MONTERRAY SECURITY CONSULTANTS INC	HISPANIC AMERICAN	\$660,972.37	\$871,346.45	\$1,118,157.19	\$2,650,476.01
VARGAS GROUP INC	HISPANIC AMERICAN	\$428,269.57	\$647,161.98	\$601,897.98	\$1,677,329.53
ZION CLOUD SOLUTIONS LLC	HISPANIC AMERICAN		\$634,344.00	\$633,422.00	\$1,267,766.00
APACHE SERVICE AND SUPPLY CO	HISPANIC AMERICAN	\$292,476.12	\$374,058.85	\$543,293.15	\$1,209,828.12
RAMIREZ GROUP LLC	HISPANIC AMERICAN	\$424,442.43	\$152,361.00	\$599,071.52	\$1,175,874.95
MIDWAY CONTRACTING GROUP LLC	HISPANIC AMERICAN	\$354,800.00	\$377,201.76	\$378,192.86	\$1,110,194.62
CSI 3000 INC	HISPANIC AMERICAN	\$351,335.25	\$57,840.75	\$602,289.00	\$1,011,465.00
DEKAYO CORPORATION DBA ORTIZ CONTRACTING GROUP	HISPANIC AMERICAN	\$541,747.22	\$251,212.50	\$28,811.25	\$821,770.97
ARGO CONSTRUCTION LLC/GRACE INFRASTRUCTURE COMPANY	HISPANIC AMERICAN	\$129,262.00	\$92,815.00	\$579,823.00	\$801,900.00
MARKET CONTRACTING SERVICES INC	HISPANIC AMERICAN	\$187,763.90	\$73,383.06	\$448,166.52	\$709,313.48
SPECIALTY CONSULTING INC	HISPANIC AMERICAN	\$13,392.77	\$153,800.40	\$148,179.20	\$315,372.37
SPEEDY GONZALEZ LANDSCAPING INC	HISPANIC AMERICAN		\$285,592.00		\$285,592.00
ROMINE COMMERCIAL PAINTING INC	HISPANIC AMERICAN	\$23,614.00	\$118,812.00	\$101,106.00	\$243,532.00
DUMEX CONSTRUCTION COMPANY	HISPANIC AMERICAN	\$90,781.65		\$151,984.80	\$242,766.45
URBAN WORKS LTD	HISPANIC AMERICAN	\$27,659.00	\$92,232.68	\$115,637.97	\$235,529.65
ROYAL SHEET METAL CORPORATION	HISPANIC AMERICAN	\$89,251.11		\$120,557.52	\$209,808.63
ACCEL CONSTRUCTION SERVICES GROUP LLC	HISPANIC AMERICAN		\$159,773.00		\$159,773.00
CRAFT MECHANICAL LLC	HISPANIC AMERICAN	\$115,917.30	\$28,328.21	\$11,478.10	\$155,723.61
PRECISION ARCHITECTURAL GLASS AND METAL	HISPANIC AMERICAN	\$3,600.00	\$52,495.76	\$97,725.94	\$153,821.70
GSG CONSULTANTS INC	HISPANIC AMERICAN			\$149,680.00	\$149,680.00
AMERICAN SURVEYING AND ENGINEERING PC	HISPANIC AMERICAN	\$107,940.00	\$22,718.00		\$130,658.00
VIRTUAL ENERGY SOLUTIONS INC	HISPANIC AMERICAN	\$78,238.00	\$30,484.50	\$9,152.00	\$117,874.50
JC INSULATION INC	HISPANIC AMERICAN			\$108,000.00	\$108,000.00
GATE 3 LLC	HISPANIC AMERICAN		\$99,280.00	\$8,122.50	\$107,402.50
KES PROTECHS COMPANY	HISPANIC AMERICAN	\$14,233.00	\$22,557.00	\$68,710.00	\$105,500.00
CRISTINA FOODS INC	HISPANIC AMERICAN	\$20,519.25	\$37,395.00	\$45,958.25	\$103,872.50
BRANDENBURGER PLUMBING	HISPANIC AMERICAN		\$97,696.30	\$6,029.00	\$103,725.30
GONZALEZ IRON WORKS LLC	HISPANIC AMERICAN	\$6,399.00	\$24,979.50	\$59,735.25	\$91,113.75
PURE ELECTRIC INC	HISPANIC AMERICAN	\$15,661.99	\$55,555.95	\$10,247.36	\$81,465.30
FAIRFIELD ELECTRIC INC	HISPANIC AMERICAN		\$75,581.71		\$75,581.71
GLOBAL WATER TECHNOLOGY INC	HISPANIC AMERICAN	\$44,325.68	\$16,822.61	\$14,428.97	\$75,577.26
WOLF ELECTRIC SUPPLY COMPANY INC	HISPANIC AMERICAN	\$2,850.72	\$40,673.79	\$24,962.90	\$68,487.41
THE ABERDEEN GROUP INC	HISPANIC AMERICAN		\$15,000.00	\$45,838.84	\$60,838.84
BAUER LATOZA STUDIO LIMITED	HISPANIC AMERICAN		\$55,743.00		\$55,743.00
AGUA PLUMBING INC	HISPANIC AMERICAN	\$11,700.00	\$11,700.00	\$30,800.00	\$54,200.00
NES INC	HISPANIC AMERICAN	\$48,424.50	\$2,340.00		\$50,764.50
ARCHITRAVE LTD	HISPANIC AMERICAN		\$4,305.00	\$46,401.40	\$50,706.40
LOPEZ STRATEGIC SOLUTIONS	HISPANIC AMERICAN			\$49,985.00	\$49,985.00
SANTOS MCLEESE LLC	HISPANIC AMERICAN	\$6,500.00		\$26,659.00	\$33,159.00
TERRA DEMOLITION	HISPANIC AMERICAN	\$13,788.34	\$1,350.00	\$17,895.70	\$33,034.04
INTEGRATED DEMOLITION SERVICE LLC	HISPANIC AMERICAN		\$3,150.00	\$29,520.00	\$32,670.00
MEP INFRASTRUCTURE SOLUTIONS INC	HISPANIC AMERICAN	\$17,845.75	\$7,121.00		\$24,966.75
PINNACLE ELECTRIC INC/PEI INC ELECTRICAL CONTRACTORS	HISPANIC AMERICAN			\$23,757.00	\$23,757.00
CHICAGO PIPE BOILER COVERING	HISPANIC AMERICAN		\$23,070.60		\$23,070.60
GLOBAL MAINTENANCE SOLUTIONS	HISPANIC AMERICAN	\$7,259.76	\$7,119.67	\$7,094.96	\$21,474.39
METAPHRASIS LANGUAGE AND CULTURAL SOLUTIONS LLC	HISPANIC AMERICAN	\$13,694.77	\$2,978.80	\$4,601.38	\$21,274.95
BUILT RITE CONSTRUCTION LLC DBA CS ARCHITECTURAL WOODWORKING	HISPANIC AMERICAN	\$14,040.00	\$6,318.00		\$20,358.00
LB HALL ENTERPRISESINC	HISPANIC AMERICAN		\$1,959.66	\$17,636.94	\$19,596.60
DAVID GOMEZ PARTNERS INC	HISPANIC AMERICAN		\$16,283.68		\$16,283.68
CS FOR SUCCESS	HISPANIC AMERICAN	\$15,000.00			\$15,000.00
MONTENEGRO PAPER LTD	HISPANIC AMERICAN			\$14,961.40	\$14,961.40
RODRIGUEZ AND ASSOCIATES INC	HISPANIC AMERICAN		\$13,800.00		\$13,800.00
CORINSTALLATION FURNITURE AND SUPPLY LLC	HISPANIC AMERICAN			\$13,580.00	\$13,580.00
PANIAGUA GROUP INC	HISPANIC AMERICAN		\$12,722.06		\$12,722.06
NESTBUILDERS INC DBA DBHMS	HISPANIC AMERICAN	\$12,600.00			\$12,600.00
ALL MASONRY CONSTRUCTION CO INC DBA ALL CONSTRUCTION GROUP	HISPANIC AMERICAN			\$11,790.00	\$11,790.00
TRUCK TIRE SALES INC	HISPANIC AMERICAN	\$4,908.97	\$5,619.34	\$238.00	\$10,766.31
GARCIA AND SONS CONSTRUCTION CO	HISPANIC AMERICAN		\$9,140.76		\$9,140.76
ARIES CHARTER TRANSPORTATION INCORPORATED	HISPANIC AMERICAN		\$9,078.15		\$9,078.15
INNOVATIVE AV SYSTEMS INC	HISPANIC AMERICAN		\$8,000.00		\$8,000.00
UPTOWN DECORATING CORP	HISPANIC AMERICAN		\$6,750.00		\$6,750.00
IMAGINE NATION LLC	HISPANIC AMERICAN			\$5,785.00	\$5,785.00
MAINTENANCE SUPPLY CORPORATION	HISPANIC AMERICAN			\$5,000.00	\$5,000.00
ARIAS INFORMATION SOLUTIONS LLC	HISPANIC AMERICAN			\$4,620.00	\$4,620.00
UNITED SCAFFOLDING INC	HISPANIC AMERICAN	\$4,600.00			\$4,600.00
PROFASTS INC	HISPANIC AMERICAN		\$220.00	\$4,097.43	\$4,317.43
MUNDO ELECTRIC CO	HISPANIC AMERICAN	\$4,306.50			\$4,306.50
GALAXY ENVIRONMENTAL INC	HISPANIC AMERICAN			\$3,824.86	\$3,824.86
ESCARPITA CONSTRUCTION COMPANY INC	HISPANIC AMERICAN	\$3,588.17			\$3,588.17
AMASONRYGROUP INC	HISPANIC AMERICAN			\$3,510.00	\$3,510.00
OLD VETERAN CONSTRUCTION INC	HISPANIC AMERICAN			\$2,990.00	\$2,990.00
NASAW DOUGLASS AND ASSOC LTD/MCFARLANE DOUGLASS AND COMPAN	HISPANIC AMERICAN	\$298.00	\$2,384.00	\$298.00	\$2,980.00
PROTOTYPE PRINTING INCORPORATED	HISPANIC AMERICAN			\$2,978.00	\$2,978.00
AMAZING EDIBLES LTD	HISPANIC AMERICAN	\$2,955.66			\$2,955.66
SUMAC INC	HISPANIC AMERICAN		\$2,500.00		\$2,500.00
BELLA DIA DESIGNS LLC	HISPANIC AMERICAN	\$650.00	\$650.00	\$975.00	\$2,275.00
OMEGA CONSTRUCTION SERVICES INC	HISPANIC AMERICAN	\$2,250.00			\$2,250.00
US MESSENGER AND LOGISTICS INC/USM LOGISTICS US MESSENGER	HISPANIC AMERICAN	\$426.46	\$868.25	\$508.99	\$1,803.70
SAVORY CRUST LLC	HISPANIC AMERICAN	\$1,500.00			\$1,500.00
CHITOWN PLUMBERS INC	HISPANIC AMERICAN	\$1,357.20			\$1,357.20
MENA TOURS AND TRAVEL INC	HISPANIC AMERICAN		\$780.00		\$780.00
A MAESTRANZI SONS KNIFE SERVICES LLC	HISPANIC AMERICAN	\$70.00	\$245.00	\$210.00	\$525.00
A ALVA ROSALES AND ASSOCS LTD	HISPANIC AMERICAN	\$200.00		\$207.48	\$407.48
FINAL TOUCH LOCKSMITH	HISPANIC AMERICAN		\$339.90		\$339.90
DURANGO PAINTING INC	HISPANIC AMERICAN		\$330.00		\$330.00
CANOPY / ARCHITECTURE + DESIGN LLC	HISPANIC AMERICAN			\$250.00	\$250.00
		6,897,773	6,545,251	8,269,247	21,712,272

FY24 Q3 DIVERSITY SPEND BY VENDOR
July 1, 2023 through March 31, 2024

VENDOR NAME	Minority-Category	FY24 Q1 (Through 9/30/2023)	FY24 Q2 (Through 12/31/2023)	FY24 Q3 (Through 3/31/2024)	FY24 Q3 (Through 3/31/2024)
PIER GROUP LLC	WOMAN-OWNED	\$4,490,097.20	\$2,807,109.31	\$4,341,059.62	\$11,638,266.13
CENTRAL STATES MEDIA/MANAGEMENT LLC	WOMAN-OWNED	\$887,649.29	\$1,007,375.00	\$2,494,576.38	\$4,389,600.67
MBB ENTERPRISES OF CHICAGO INC	WOMAN-OWNED	\$1,009,526.62	\$1,511,369.77	\$762,914.30	\$3,283,810.69
MAMAN CORP	WOMAN-OWNED	\$991,755.26	\$245,843.27	\$1,417,406.44	\$2,655,004.97
OLYMPIC CONSTRUCTION COMPANY LLC	WOMAN-OWNED	\$763,109.67	\$824,147.68	\$724,856.09	\$2,312,113.44
BAILEY EDWARD DESIGN INC	WOMAN-OWNED	\$959,671.89	\$23,000.00	\$1,042,217.45	\$2,024,889.34
PROGRESS GROUP INCORPORATED	WOMAN-OWNED			\$1,634,574.00	\$1,634,574.00
GLESCO ELECTRIC INCORPORATED	WOMAN-OWNED	\$518,457.00	\$422,946.14	\$556,113.72	\$1,497,516.86
GORDON ELECTRIC SUPPLY	WOMAN-OWNED	\$228,392.28	\$117,695.76	\$739,934.69	\$1,086,022.73
REIFSTECK REID AND COMPANY ARCHITECTS	WOMAN-OWNED	\$189,792.20	\$548,459.32	\$229,579.81	\$967,831.33
CENTRAL ILLINOIS ELECTRIC CO	WOMAN-OWNED	\$224,115.93	\$382,520.53	\$163,773.74	\$770,410.20
DCC MARKETING LLC	WOMAN-OWNED	\$162,127.47	\$327,636.78	\$154,619.48	\$644,383.73
ELLISON GROUP INC	WOMAN-OWNED	\$2,877.80	\$226,219.08	\$411,464.75	\$640,561.63
WOLF ELECTRIC INCORPORATED	WOMAN-OWNED	\$46,332.95	\$146,717.10	\$316,393.85	\$509,443.90
DILLON REPORTING SERVICE	WOMAN-OWNED	\$99,260.00	\$261,852.50	\$125,067.50	\$486,180.00
COMMERCIAL FLOOR COVERING INC/TSI COMMERCIAL FLOOR COVERING	WOMAN-OWNED	\$135,695.73	\$155,061.71	\$151,024.74	\$441,782.18
KRUT'S ELECTRIC INCORPORATED	WOMAN-OWNED	\$204,931.25	\$120,153.00	\$107,758.00	\$432,842.25
REMCO ELECTRICAL CORPORATION	WOMAN-OWNED			\$429,478.27	\$429,478.27
BIG PICTURE MARKETING INCORPORATED	WOMAN-OWNED	\$280,051.75	\$20,912.37	\$96,620.02	\$397,584.14
ANDERSON LOCK COMPANY LTD	WOMAN-OWNED	\$100,817.54	\$101,531.84	\$188,166.71	\$390,516.09
PEDIATRIC INTERACTIONS INCORPORATED	WOMAN-OWNED		\$122,807.52	\$251,683.46	\$374,490.98
JOHNSON LASKY KINDELIN ARCHITECTS INC	WOMAN-OWNED	\$228,681.35	\$36,114.50	\$106,648.10	\$371,443.95
TILTON KELLY AND BELL LLC	WOMAN-OWNED	\$245,323.05	\$80,048.90	\$24,570.19	\$349,942.14
CCC HOLDINGS INCORPORATED/CHICAGO COMMERCIAL CONSTRUCTION	WOMAN-OWNED		\$249,168.97	\$96,603.68	\$345,772.65
CANINO ELECTRIC CO	WOMAN-OWNED	\$2,372.00	\$139,977.47	\$185,377.45	\$327,726.92
SEVENTEENTH ADDITION LLC	WOMAN-OWNED		\$64,500.00	\$260,672.94	\$325,172.94
G COOPER OIL COMPANY INC	WOMAN-OWNED	\$125,911.64	\$105,107.85	\$93,463.05	\$324,482.54
ON THE JOB CONSULTING INC/PIXO	WOMAN-OWNED	\$113,599.25	\$73,620.00	\$86,487.50	\$273,706.75
AUTUMN CONSTRUCTION SERVICES INC	WOMAN-OWNED	\$184,404.00		\$76,999.00	\$261,403.00
VIP SERVICES INC/VIP VALET SERVICES INC	WOMAN-OWNED		\$75,012.50	\$185,599.50	\$260,612.00
LIVE WIRE STRATEGIC COMMUNICATIONS LLC	WOMAN-OWNED	\$82,800.00	\$82,800.00	\$91,712.61	\$257,312.61
FRANKLYNN INC/CHEMICAL MAINTENANCE INC CMI	WOMAN-OWNED		\$117,704.42	\$112,755.38	\$230,459.80
COMMERCIAL ELECTRIC INCORPORATED	WOMAN-OWNED	\$207,441.78	\$14,658.73	\$8,305.63	\$230,406.14
PHD SERVICES LLC	WOMAN-OWNED	\$15,740.08	\$95,812.69	\$114,680.40	\$226,233.17
CHICAGO AREA PLUMBING MECHANICAL INCORPORATED	WOMAN-OWNED		\$177,988.50	\$41,625.00	\$219,613.50
MARSHA L NORRIS DBA MLN ENTERPRISE	WOMAN-OWNED	\$21,493.72	\$34,607.30	\$152,933.07	\$209,034.09
ELECTRICAL CONTRACTORS INC	WOMAN-OWNED	\$440.00	\$27,162.00	\$175,650.61	\$203,252.61
AMERICAN PRECISION SUPPLY INC	WOMAN-OWNED	\$30,864.98	\$49,773.42	\$94,414.43	\$175,052.83
JRH ENTERPRISES INC	WOMAN-OWNED	\$112,622.40		\$62,005.50	\$174,627.90
CARMINATI CONSULTING INC	WOMAN-OWNED	\$36,280.88	\$114,254.00	\$2,057.60	\$152,592.48
WATTS COPY SYSTEMS INC	WOMAN-OWNED	\$38,858.56	\$60,290.08	\$50,874.08	\$150,022.72
MULLER AND MULLER LTD	WOMAN-OWNED		\$38,137.87	\$106,231.58	\$144,369.45
VON ALST OPERATING LLC	WOMAN-OWNED	\$131,448.60	\$4,394.70	\$2,950.13	\$138,793.43
LIBERTY LITHOGRAPHERS INC/LIBERTY CREATIVE SOLUTIONS INC	WOMAN-OWNED	\$130,374.92	\$5,515.98	\$1,618.87	\$137,509.77
RD MCMILLEN ENTERPRISES INCORPORATED	WOMAN-OWNED	\$31,615.85	\$42,921.21	\$59,415.89	\$133,952.95
EVER BLOOMIN INDUSTRIAL SUPPLYINC	WOMAN-OWNED	\$38,104.50	\$67,122.00	\$15,453.00	\$120,679.50
M AND G GRAPHICS INC	WOMAN-OWNED	\$50,622.00	\$57,604.54	\$9,965.04	\$118,191.58
2.718 MARKETING INC	WOMAN-OWNED	\$46,471.08	\$71,471.01		\$117,942.09
JAMESON SHEET METAL INC	WOMAN-OWNED	\$28,560.50		\$88,859.22	\$117,419.72
DOYLE ASSOCIATES ARCHITECTS AND INTERIOR DESIGNERS	WOMAN-OWNED	\$9,000.00	\$106,733.50		\$115,733.50
AIR DESIGN SYSTEMS	WOMAN-OWNED		\$4,329.00	\$109,580.80	\$113,909.80
M HARRIS AND CO	WOMAN-OWNED	\$38,000.00	\$29,837.50	\$44,250.00	\$112,087.50
POOL ADMINISTRATORS INCORPORATED	WOMAN-OWNED	\$29,685.69		\$77,386.59	\$107,072.28
PIKE SYSTEMS INC	WOMAN-OWNED	\$17,174.00	\$41,915.00	\$45,557.63	\$104,646.63
BIENALI PROMOTIONS LLC	WOMAN-OWNED	\$62,585.22		\$37,358.85	\$99,944.07
RESOURCE ONE OF ILLINOIS LTD	WOMAN-OWNED	\$23,210.16	\$75,917.66		\$99,127.82
EVERGREEN SUPPLY	WOMAN-OWNED		\$13,977.50	\$84,611.32	\$98,588.82
ALTUSWORKS INCORPORATED	WOMAN-OWNED	\$29,065.00	\$25,336.33	\$41,297.50	\$95,698.83
HILLCO DISTRIBUTING	WOMAN-OWNED	\$86,388.76		\$7,987.05	\$94,375.81
DESIGN GROUP SIGNAGE CORPORATION	WOMAN-OWNED	\$16,470.00	\$75,295.80		\$91,765.80
PRIMERA ENGINEERS LTD	WOMAN-OWNED	\$8,194.45	\$23,298.50	\$56,669.50	\$88,162.45
CT MECHANICAL	WOMAN-OWNED		\$23,528.89	\$61,961.72	\$85,490.61
DISPOSALL WASTE SERVICES LLC	WOMAN-OWNED		\$27,048.89	\$57,221.15	\$84,270.04
NICKA AND ASSOCIATES INC	WOMAN-OWNED	\$12,534.50	\$47,690.50	\$21,634.25	\$81,859.25
KASKASKIA ENGINEERING GROUP LLC	WOMAN-OWNED	\$35,400.00		\$44,374.40	\$79,774.40
GC ROOFING LLC	WOMAN-OWNED	\$73,838.70		\$5,701.50	\$79,540.20
SUPERIOR FLOOR COVERING	WOMAN-OWNED	\$34,566.75	\$16,618.00	\$19,342.63	\$70,527.38
BELLA BAGNO INC	WOMAN-OWNED	\$9,006.40	\$31,085.60	\$26,713.80	\$66,805.80
FOX SPRINKLER SUPPLY CORP	WOMAN-OWNED	\$8,518.30	\$8,310.77	\$49,942.85	\$66,771.92
ILLINI SUPPLY INCORPORATED	WOMAN-OWNED		\$39,983.70	\$25,833.51	\$65,817.21
FH CANN AND ASSOCIATES INC	WOMAN-OWNED	\$27,131.65	\$13,063.46	\$25,274.56	\$65,469.67
WRANGLER TECH LLC	WOMAN-OWNED		\$65,268.24		\$65,268.24
CATERING BY MICHAELS	WOMAN-OWNED		\$60,889.83	\$4,038.99	\$64,928.82
PRAIRIE RESTORATIONS INCORPORATED	WOMAN-OWNED	\$30,186.05	\$32,366.00	\$2,023.71	\$64,575.76
CHRISTY WEBBER AND CO/CHRISTY WEBBER LANDSCAPES	WOMAN-OWNED	\$19,513.86	\$17,549.57	\$22,807.36	\$59,870.79
SUTTON FORD INC/SUTTON AUTO GROUP	WOMAN-OWNED			\$58,925.00	\$58,925.00
EIP INC/ENERGY IMPROVEMENT PRODUCTS	WOMAN-OWNED	\$20,029.00	\$10,030.00	\$27,351.00	\$57,410.00
KR TECH GROUP LLC	WOMAN-OWNED	\$55,938.22			\$55,938.22
YELLOW ARROWS LLC	WOMAN-OWNED		\$38,250.00	\$17,250.00	\$55,500.00
ADCO ADVERTISING AGENCY INC	WOMAN-OWNED	\$3,000.00	\$36,638.00	\$15,539.00	\$55,177.00
UNITED FUEL CO	WOMAN-OWNED			\$55,099.79	\$55,099.79
MOOSE SPORTS SURFACES LTD	WOMAN-OWNED			\$54,900.00	\$54,900.00
INSULATION PARTNERS INC	WOMAN-OWNED	\$7,881.30	\$5,281.20	\$37,686.60	\$50,849.10
BERYLUS CONSULTING AND STAFFING LLC	WOMAN-OWNED			\$47,970.00	\$47,970.00
TERRA ENGINEERING LTD	WOMAN-OWNED	\$20,076.00	\$2,160.00	\$25,305.90	\$47,541.90
DRAPERIES AND INTERIORS BY DESIGN INCORPORATED	WOMAN-OWNED	\$25,287.00	\$13,383.00	\$7,892.00	\$46,562.00
JOHNSON MECHANICAL SERVICE INC	WOMAN-OWNED		\$11,250.00	\$33,950.00	\$45,200.00
MILLAR CONSTRUCTION INC	WOMAN-OWNED	\$8,909.87	\$31,499.60		\$40,409.47
ANZY SUPPLY INC	WOMAN-OWNED		\$13,867.12	\$23,844.58	\$37,711.70
HENNEMAN ENGINEERING INC	WOMAN-OWNED	\$15,600.00	\$20,296.33		\$35,896.33
BRUSH ARCHITECTS LLC	WOMAN-OWNED			\$35,000.00	\$35,000.00
MJB DECORATING INC	WOMAN-OWNED	\$22,100.00	\$11,600.00	\$890.00	\$34,590.00
MULTILINGUAL CONNECTIONS LLC	WOMAN-OWNED		\$6,874.05	\$26,967.09	\$33,841.14

FY24 Q3 DIVERSITY SPEND BY VENDOR
July 1, 2023 through March 31, 2024

KA REBAR INC	WOMAN-OWNED	\$31,073.62	\$1,843.88		\$32,917.50
ELIZABETH A BLANKENSHIP DBA BPI TESTING LLC	WOMAN-OWNED	\$4,640.00	\$14,460.00	\$12,930.00	\$32,030.00
MATRIX HOLDINGS LLC	WOMAN-OWNED			\$31,414.50	\$31,414.50
STUARD AND ASSOCIATES INCORPORATED	WOMAN-OWNED	\$5,135.00	\$7,910.00	\$17,777.00	\$30,822.00
JEET INCORPORATED	WOMAN-OWNED	\$17,270.00	\$7,120.00	\$6,210.00	\$30,600.00
BEHIND THE SCENES CHICAGO LLC/PARAMOUNT EVENTS	WOMAN-OWNED	\$23,873.78	\$3,871.51		\$27,745.29
CHICAGO COMMUNICATIONS LLC	WOMAN-OWNED	\$3,715.50	\$7,773.75	\$15,928.50	\$27,417.75
AARON ENGINEERING SERVICES INC	WOMAN-OWNED	\$8,550.00	\$1,450.00	\$16,956.50	\$26,956.50
ECOLINE INDUSTRIAL SUPPLY INC	WOMAN-OWNED	\$2,824.20	\$7,980.72	\$15,981.33	\$26,786.25
CARNOW CONIBEAR ASSOC LTD	WOMAN-OWNED	\$8,515.00	\$12,510.00	\$4,967.22	\$25,992.22
OCCUPATIONAL TRAINING AND SUPPLY INC	WOMAN-OWNED	\$7,374.40	\$6,496.58	\$11,836.58	\$25,707.56
TGDA LANDSCAPE ARCHITECTURE PLLC	WOMAN-OWNED	\$6,305.00	\$9,625.00	\$9,120.00	\$25,050.00
ROSS BARNEY ARCHITECTS INC	WOMAN-OWNED	\$25,000.00			\$25,000.00
RW COLLINS COMPANY	WOMAN-OWNED		\$19,440.00	\$3,405.60	\$22,845.60
ACACIA FINANCIAL GROUP INC	WOMAN-OWNED	\$7,500.00	\$7,500.00	\$7,500.00	\$22,500.00
THOMAS INTERIOR SYSTEMS INC	WOMAN-OWNED	\$3,846.46	\$11,623.31	\$6,344.57	\$21,814.34
ACTIVE ELECTRICAL SUPPLY CO	WOMAN-OWNED		\$17,422.00	\$3,500.00	\$20,922.00
RELIABLE ENVIRONMENTAL SOLUTIONS INCORPORATED	WOMAN-OWNED	\$5,372.26	\$12,073.19	\$3,467.04	\$20,912.49
MARUCCO STODDARD FERENBACH AND WALSH INC/MSF AND W CONSULT	WOMAN-OWNED	\$4,550.00	\$1,287.00	\$14,949.00	\$20,786.00
YOUR PARTNER PROMOTIONS INC	WOMAN-OWNED		\$18,358.71	\$1,993.41	\$20,352.12
CUSHING AND COMPANY	WOMAN-OWNED	\$7,593.23	\$4,695.20	\$7,639.34	\$19,927.77
MEDICAL EXPRESS AMBULANCE SERVICE INCORPORATED	WOMAN-OWNED		\$2,220.03	\$17,072.74	\$19,292.77
HAGERMAN AND COMPANY INC	WOMAN-OWNED	\$17,783.17		\$787.50	\$18,570.67
JENNINGS PAINTING INC	WOMAN-OWNED		\$18,250.00		\$18,250.00
COMPLETE CUSTOM SERVICES INC	WOMAN-OWNED	\$9,093.00	\$9,093.00		\$18,186.00
HYGIENEERING INC	WOMAN-OWNED			\$17,300.00	\$17,300.00
TRANSFORMATIONS BY WIELAND INC	WOMAN-OWNED	\$17,217.23			\$17,217.23
ALL TOGETHER	WOMAN-OWNED	\$2,240.00	\$14,400.00		\$16,640.00
HALLETT AND SONS EXPERT MOVERS INC	WOMAN-OWNED		\$14,756.93	\$1,076.00	\$15,832.93
EBM INC	WOMAN-OWNED		\$50,616.87	-\$34,903.09	\$15,713.78
AMERICAN INSULATION INC	WOMAN-OWNED		\$15,300.00		\$15,300.00
EVERLIGHTS INCORPORATED	WOMAN-OWNED		\$14,334.50		\$14,334.50
ILLINI FIRE EQUIPMENT CO INC	WOMAN-OWNED	\$10,209.50	\$3,102.75		\$13,312.25
ACTION BAG COMPANY	WOMAN-OWNED	\$4,088.31	\$4,020.89	\$3,517.51	\$11,626.71
QUICK ELECTRICAL CONTRACTORS INC	WOMAN-OWNED	\$248.96	\$11,300.00		\$11,548.96
RHL INSULATION FIRESTOPPING INC	WOMAN-OWNED	\$7,560.00	\$2,576.25		\$10,136.25
SASU PROJECT MANAGEMENT INC	WOMAN-OWNED		\$3,887.50	\$6,150.00	\$10,037.50
HENRY STREET SOLUTIONS INC/LEADING HEALTHY FUTURES	WOMAN-OWNED			\$9,960.00	\$9,960.00
TITAN INDUSTRIES INC	WOMAN-OWNED	\$3,633.68	\$5,644.80		\$9,278.48
LANDSCAPE SOLUTIONS LLC	WOMAN-OWNED	\$4,150.00	\$2,490.00	\$2,490.00	\$9,130.00
DLS INVESTMENTS INCORPORATED/DECATUR BOLT COMPANY	WOMAN-OWNED	\$3,118.82	\$2,289.68	\$3,693.05	\$9,101.55
ESSENTIAL WATER TECHNOLOGIES LLC	WOMAN-OWNED			\$8,206.00	\$8,206.00
PRAIRIE ENGINEERS PC	WOMAN-OWNED	\$6,726.50	\$1,445.00		\$8,171.50
NORMAL LLC	WOMAN-OWNED			\$8,000.00	\$8,000.00
INDIGO ECOLOGICAL DESIGN	WOMAN-OWNED		\$1,153.14	\$6,417.75	\$7,570.89
HENSLEY COMPANY INC	WOMAN-OWNED		\$1,198.00	\$5,823.31	\$7,021.31
THORSEN CONSULTING INCORPORATED	WOMAN-OWNED	\$7,000.00			\$7,000.00
OMEGA SIGN AND LIGHTING INC/YESCO CHICAGO	WOMAN-OWNED	\$545.00	\$5,675.00	\$545.00	\$6,765.00
THIRD COAST CONSERVATION LLC	WOMAN-OWNED		\$6,600.00		\$6,600.00
PETERSON RUDGERS GROUP LLC	WOMAN-OWNED		\$6,000.00		\$6,000.00
FICEK ELECTRIC AND COMMUNICATION SYSTEMS	WOMAN-OWNED		\$832.00	\$4,891.93	\$5,723.93
THAYER LIGHTING INC/THAYER ENERGY SOLUTIONS	WOMAN-OWNED	\$5,488.23			\$5,488.23
SCHOMBURG SCHOMBURG CONSTRUCTION CO INC	WOMAN-OWNED	\$5,344.02			\$5,344.02
SOUTHWEST SPRING INC	WOMAN-OWNED	\$4,230.80	\$990.00		\$5,220.80
BILCO CORPORATION	WOMAN-OWNED			\$4,876.98	\$4,876.98
KATCO DEVELOPMENT INC	WOMAN-OWNED		\$4,739.00		\$4,739.00
CHICAGO CUT CONCRETE CUTTING INC	WOMAN-OWNED		\$4,624.88		\$4,624.88
DUNKER ELECTRIC SUPPLY INC	WOMAN-OWNED	\$3,677.62	\$375.00	\$556.50	\$4,609.12
ACCURATE BIOMETRICS INCORPORATED	WOMAN-OWNED	\$4,256.00			\$4,256.00
STILES OFFICE SOLUTIONS INC	WOMAN-OWNED	\$1,384.25	\$1,472.16	\$1,227.32	\$4,083.73
MCGINNIS AUTO-ELECTRIC REBUILDING SERVICE INC	WOMAN-OWNED		\$2,283.31	\$1,678.25	\$3,961.56
PROGRESSIVE INDUSTRIES INC	WOMAN-OWNED	\$3,833.97			\$3,833.97
REAL DESIGNS INCORPORATED	WOMAN-OWNED	\$3,800.00			\$3,800.00
SCRUB KING GROUP LLC	WOMAN-OWNED	\$1,800.00		\$1,800.00	\$3,600.00
ALO ENGINEERING INC	WOMAN-OWNED	\$1,700.00	\$1,700.00		\$3,400.00
G A RICH AND SONS INC	WOMAN-OWNED			\$3,100.00	\$3,100.00
SJB PROMOTIONS INCORPORATED	WOMAN-OWNED	\$2,870.35			\$2,870.35
MIDWEST MAILING AND SHIPPING SYSTEMS INC	WOMAN-OWNED			\$2,774.41	\$2,774.41
RELIABLE FIRE EQUIPMENT CO	WOMAN-OWNED	\$1,876.00		\$891.71	\$2,767.71
TRICIA KONING PHOTOGRAPHY INCORPORATED	WOMAN-OWNED	\$1,616.00	\$1,116.00		\$2,732.00
MEILNER MECHANICAL SALES INCORPORATED/BOILERSOURCE	WOMAN-OWNED	\$2,499.10			\$2,499.10
CHRISTNER ARCHITECTS	WOMAN-OWNED	\$393.50		\$2,100.00	\$2,493.50
ALOHA DOCUMENT SERVICES INC/ALOHA PRINT GROUP	WOMAN-OWNED		\$1,565.75	\$847.11	\$2,412.86
WILEY OFFICE EQUIPMENT CO	WOMAN-OWNED	\$886.12		\$1,500.00	\$2,386.12
KRYSTAL DAIRY INC	WOMAN-OWNED	\$295.20	\$1,157.28	\$633.84	\$2,086.32
NANCY PERKINS/LE PRINT EXPRESS	WOMAN-OWNED	\$1,910.00			\$1,910.00
INTERNATIONAL FILTER MANUFACTURING CORPORATION	WOMAN-OWNED			\$1,705.41	\$1,705.41
ANDERSON ENVIRONMENTAL AND ENGINEERING COMPANY	WOMAN-OWNED	\$1,540.00			\$1,540.00
AUTOMATIC DOORS INC	WOMAN-OWNED	\$1,114.00	\$417.50		\$1,531.50
CONTINENTAL TRANSPORTATION SOLUTIONS INC	WOMAN-OWNED	\$1,527.28			\$1,527.28
HANSRA CONSULTING AND ADVISORY SERVICES LLC	WOMAN-OWNED			\$1,500.00	\$1,500.00
CIVIL DESIGN INC	WOMAN-OWNED		\$1,415.00		\$1,415.00
MT AND ASSOCIATES LLC	WOMAN-OWNED	\$1,170.00			\$1,170.00
WRF ENGINEERS LLC	WOMAN-OWNED			\$1,069.61	\$1,069.61
CICERO MANUFACTURING AND SUPPLY COMPANY INCORPORATED	WOMAN-OWNED			\$681.42	\$681.42
COLUMBIA TELECOMMUNICATIONS CORPORATION	WOMAN-OWNED			\$656.25	\$656.25
CARSTENS HEALTH INDUSTRIES INC/CARSTENS INC	WOMAN-OWNED	\$152.18	\$72.86	\$397.43	\$622.47
HOVIOUS	WOMAN-OWNED			\$600.00	\$600.00
MDI TRANSPORTATION SYSTEMS INC	WOMAN-OWNED			\$595.00	\$595.00
MJH INTERIORS INC	WOMAN-OWNED		\$476.00		\$476.00
CELTIC COMMERCIAL PAINTING LLC	WOMAN-OWNED		\$445.50		\$445.50
KELLEY ORNAMENTAL IRON	WOMAN-OWNED	\$125.20			\$125.20
		14,268,226	12,633,778	20,269,493	47,171,497

FY24 Q3 DIVERSITY SPEND BY VENDOR
July 1, 2023 through March 31, 2024

VENDOR NAME	Minority-Category	FY24 Q1 (Through 9/30/2023)	FY24 Q2 (Through 12/31/2023)	FY24 Q3 (Through 3/31/2024)	FY24 Q3 (Through 3/31/2024)
CHICAGO LIGHTHOUSE FOR PEOPLE WHO ARE BLIND AND VISUALLY I	DISABLED/SHELTERED/REHABILITATION	\$1,837,075.09	\$1,958,885.25	\$2,071,077.94	\$5,867,038.28
INTECH INNOVATIONS	DISABLED/SHELTERED/REHABILITATION	\$76,498.27	\$12,567.95	\$36,873.73	\$125,939.95
DEVELOPMENTAL SERVICES CENTER	DISABLED/SHELTERED/REHABILITATION	\$13,450.20	\$50,757.50	\$16,372.40	\$80,580.10
BRIDGEWAY INCORPORATED	DISABLED/SHELTERED/REHABILITATION	\$15,181.99	\$22,607.78	\$15,707.91	\$53,497.68
T CASTRO PRODUCE INC	DISABLED/SHELTERED/REHABILITATION		\$24,284.50	\$8,680.95	\$32,965.45
LCM ARCHITECTS LLC	DISABLED/SHELTERED/REHABILITATION	\$23,095.00			\$23,095.00
NEW STAR INC	DISABLED/SHELTERED/REHABILITATION	\$19,375.75		\$3,342.54	\$22,718.29
TOM DAVIS ELECTRIC INC/DAVIS ELECTRIC INC	DISABLED/SHELTERED/REHABILITATION	\$11,054.00		\$910.00	\$11,964.00
TROPICAL ENVIRONMENTAL INC	DISABLED/SHELTERED/REHABILITATION	\$9,418.50			\$9,418.50
ROSS AGENCY INCORPORATED	DISABLED/SHELTERED/REHABILITATION			\$4,458.75	\$4,458.75
REGIONAL ACCESS AND MOBILIZATION PROJECT INC (RAMP)	DISABLED/SHELTERED/REHABILITATION			\$300.00	\$300.00
ARC OF THE QUAD CITIES AREA	DISABLED/SHELTERED/REHABILITATION		\$110.00		\$110.00
		2,005,149	2,069,213	2,157,724	6,232,086

FY24 Q3 DIVERSITY SPEND BY VENDOR
July 1, 2023 through March 31, 2024

VENDOR NAME	Minority- Category	FY24 Q1 (Through 9/30/2023)	FY24 Q2 (Through 12/31/2023)	FY24 Q3 (Through 3/31/2024)	FY24 Q3 (Through 3/31/2024)
RAMIREZ GROUP LLC	VOSB	424,442	152,361	599,072	1,175,875
NU VETERANS CONSTRUCTION SERVICES INC	SDVOSB	292,252	91,342	419,609	803,203
ALL-PRO HEATING AIR CONDITIONING AND PLUMBING LLC	VOSB	2,005	158,093	49,363	209,461
MIDDLETON CONSTRUCTION CONSULTING OF ILLINOIS LLC	SDVOSB	71,251	56,665	31,551	159,466
LYNCHCO CONSTRUCTION INC	VOSB	61,990	69,356	9,591	140,938
EOS MECHANICAL INC	VOSB	60,525		66,875	127,400
INTECH INNOVATIONS	SDVOSB	76,498	12,568	36,874	125,940
VIRTUAL ENERGY SOLUTIONS INC	SDVOSB	78,238	30,485	9,152	117,875
JC INSULATION INC	VOSB			108,000	108,000
INNLEADAIR LLC	VOSB			96,833	96,833
SULLWOOD INC	VOSB	36,149	17,627	38,509	92,285
KUHN TRELLO CONSULTING ENGINEERS LLC	VOSB	58,238		32,000	90,238
WOLF ELECTRIC SUPPLY COMPANY INC	VOSB	2,851	40,674	24,963	68,487
AMERICAN VETERANS CONSTRUCTION LLC	VOSB		58,511	4,050	62,561
CHERMAR	VOSB	4,093	10,125	29,336	43,554
CHICAGO FIRE PROTECTION LLC	SDVOSB	8,370	12,017	15,319	35,706
JUNEAU ASSOCIATES INC PC	VOSB	11,900	12,180	11,000	35,080
CITADEL CONSTRUCTION GROUP	VOSB	24,255			24,255
ALLWALL COATINGS LLC	SDVOSB		7,124	16,767	23,890
FASTENERS ETC INCORPORATED	VOSB			20,830	20,830
BENFORD PROTECTION GROUP LLC	VOSB		7,178	12,618	19,796
TEKLAB INCORPORATED	VOSB	3,786	9,982	5,734	19,503
ORION ENGINEERS PLLC	VOSB	10,770	1,602	1,400	13,772
BRAVO COMPANY ENGINEERING INC	VOSB		13,205		13,205
CRAIG WILLIAMS DBA CW FINANCIAL AND MANAGEMENT GROUP LLC	SDVOSB	4,620	8,160		12,780
REYES KURSON LTD	VOSB			12,578	12,578
CROSS RHODES REPROGRAPHICS INC	VOSB	10,152			10,152
TROPICAL ENVIRONMENTAL INC	SDVOSB	9,419			9,419
INNOVATIVE AV SYSTEMS INC	SDVOSB		8,000		8,000
DLC SALES	VOSB		7,780		7,780
TROOP CONTRACTING INC	SDVOSB		7,600		7,600
CARNOW CONIBEAR ASSOC LTD	VOSB			4,967	4,967
ARIAS INFORMATION SOLUTIONS LLC	VOSB			4,620	4,620
AMERICAN VETERAN INDUSTRIES LLC	SDVOSB		3,643		3,643
HAURY PLUMBING HEATING INC	VOSB		3,507		3,507
MURRAY AND TRETTEL INC	VOSB			3,300	3,300
MODESTO MANAGEMENT LLC	SDVOSB	2,975			2,975
ACTION PAINTING	VOSB		1,547	1,041	2,587
AMERICAN FIRST CONTRACTING INC	SDVOSB	2,500			2,500
ENGERVAVRA INC	SDVOSB		1,240		1,240
MODE ARCHITECTS PC	VOSB			334	334
ESKENAZI FARRELL ASSOCIATES LLC	VOSB	155			155
		1,257,434	802,571	1,666,285	3,726,290