

Reported to the Board of Trustees  
May 17, 2018

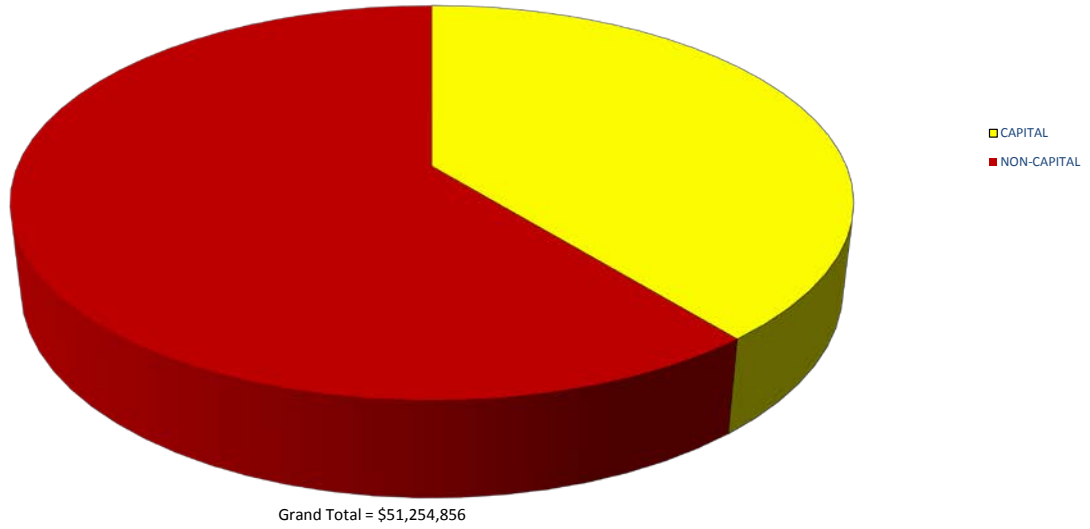
Board Meeting  
May 17, 2018

**MAFBE Report to the Board of Trustees**

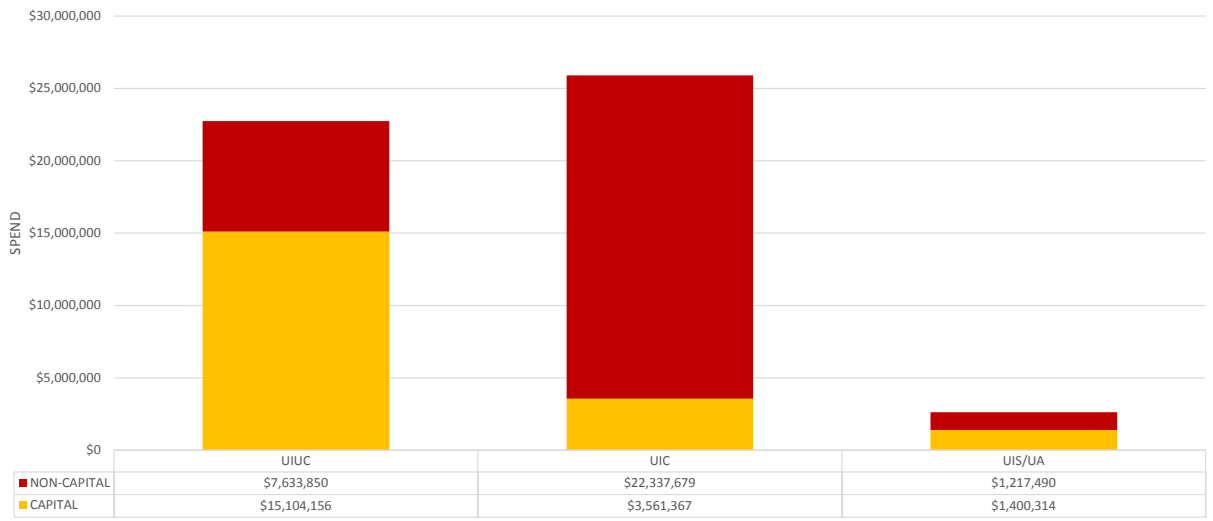
**University of Illinois**

Attached is a report that responds to the Board of Trustees' request for periodic information on MAFBE expenditures. The report lists expenditures by MAFBE vendor for the period of July 1, 2017 through March 31, 2018. The data are summarized in the first chart for capital and non-capital MAFBE expenditures in total, by campus and by category. The second chart lists total expenditures for the reporting period by MAFBE vendor.

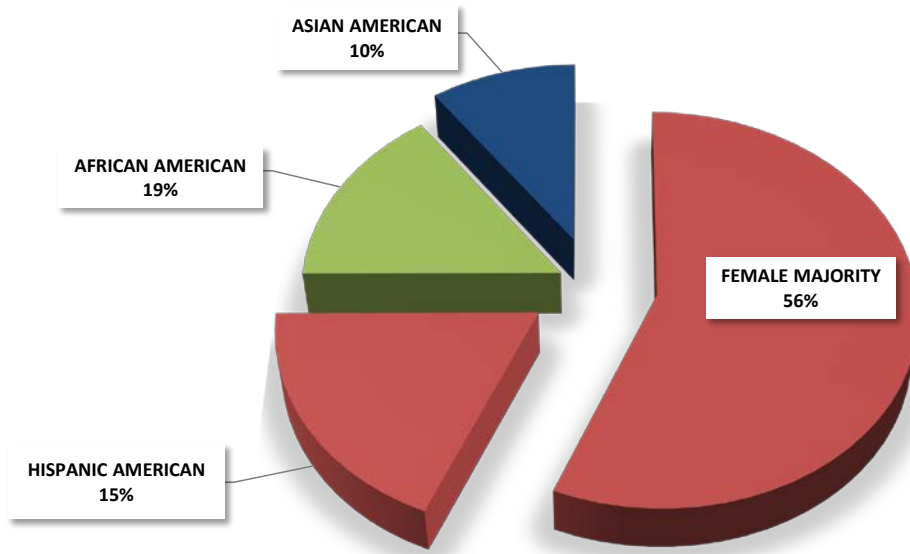
**FY18 Capital & Non-Capital MAFBE Expenditures (Through 03/31/2018)**



**FY18 Capital & Non-Capital MAFBE Expenditures by Campus (Through 03/31/2018)**



**FY18Q3 MAFBE Expenditures Category  
(Through 03/31/2018)**



FY18 Q3 MAFBE SPEND BY VENDOR  
July 1, 2017 through March 31, 2018

| VENDOR NAME   | Minority-Category                 | FY18 Q1 (Through<br>9/30/2017) | FY18 Q2 (Through<br>12/31/2017) | FY18 Q3 (Through<br>03/31/2018) | FY18 (Through<br>03/31/2018) |
|---|-----------------------------------|--------------------------------|---------------------------------|---------------------------------|------------------------------|
| CHICAGO LIGHTHOUSE FOR PEOPLE WHO ARE BLIND AND VISUALLY I  | DISABLED/SHELTERED/REHABILITATION | 1,916,235                      | 2,322,640                       | 1,648,808                       | 5,887,682                    |
| PRECISION BUILDERS ASSOCIATES INC                           | FEMALE MAJORITY                   | 644,341                        | 435,727                         | 1,126,970                       | 2,207,039                    |
| MECCOR INDUSTRIES LTD                                       | ASIAN AMERICAN MALE               | 317,964                        | 888,584                         | 576,360                         | 1,782,908                    |
| CORPORATE TRAVEL PLANNERS INCORPORATED                      | FEMALE MAJORITY                   | 664,243                        | 460,742                         | 484,947                         | 1,609,932                    |
| FICEK ELECTRIC COMMUNICATION SYSTEMS INC                    | FEMALE MAJORITY                   | 332,959                        | 375,150                         | 879,416                         | 1,587,524                    |
| OLD VETERAN CONSTRUCTION INC                                | HISPANIC AMERICAN MALE            | 356,411                        | 391,012                         | 748,303                         | 1,495,726                    |
| MLN ENTERPRISE  | FEMALE MAJORITY                   | 841,257                        | 228,609                         | 371,906                         | 1,441,771                    |
| COMMERCIAL FLOOR COVERING INC/TSI COMMERCIAL FLOOR COVERING | FEMALE MAJORITY                   | 87,585                         | 651,818                         | 547,776                         | 1,287,178                    |
| FOSTER JACOB INC  | FEMALE MAJORITY                   | 1,113,868                      |                                 |                                 | 1,113,868                    |
| MIDWAY CONTRACTING GROUP LLC                                | HISPANIC AMERICAN MALE            | 170,718                        | 414,451                         | 495,797                         | 1,080,966                    |
| MATRIX INTEGRATION LLC                                      | FEMALE MAJORITY                   | 382,515                        | 165,535                         | 528,637                         | 1,076,687                    |
| KAVE INC  | FEMALE MAJORITY                   | 538,117                        | 205,684                         | 164,388                         | 908,189                      |
| PRAIRIE FIRE SPRINKLER INC                                  | FEMALE MAJORITY                   | 40,854                         | 344,158                         | 444,045                         | 829,058                      |
| J MAC ASSOCIATES LIMITED                                    | FEMALE MAJORITY                   | 607,067                        | 147,253                         | 30,805                          | 785,125                      |
| UJAMAA CONSTRUCTION INCORPORATED                            | AFRICAN AMERICAN MALE             | 331,770                        |                                 | 447,472                         | 779,241                      |
| NEW BEGINNINGS CONTRACTORS INC                              | AFRICAN AMERICAN MALE             | 94,127                         | 192,123                         | 435,462                         | 721,712                      |
| ON THE JOB CONSULTING INC/PIXO                              | FEMALE MAJORITY                   | 184,100                        | 236,432                         | 273,900                         | 694,431                      |
| STOCKS BUSINESS FURNITURE                                   | FEMALE MAJORITY                   | 14,837                         | 407,204                         | 206,853                         | 628,893                      |
| TSI COMMERCIAL FLOOR COVERING INC                           | FEMALE MAJORITY                   | 563,401                        |                                 | 37,701                          | 601,101                      |
| MONTERREY SECURITY CONSULTANTS INC                          | HISPANIC AMERICAN MALE            | 189,721                        | 232,004                         | 166,277                         | 588,002                      |
| SOUTHLAND CUSTOM DECORATING INC                             | FEMALE MAJORITY                   | 285,197                        |                                 | 287,315                         | 572,512                      |
| IW G INC  | HISPANIC AMERICAN MALE            | 189,000                        | 263,000                         | 68,492                          | 520,492                      |
| NESTBUILDERS INC DBA DBHMS                                  | HISPANIC AMERICAN MALE            | 196,670                        | 78,978                          | 238,967                         | 514,615                      |
| CONECTA GROUP INCORPORATED                                  | HISPANIC AMERICAN MALE            | 487,860                        |                                 |                                 | 487,860                      |
| VALOR TECHNOLOGIES INCORPORATED                             | HISPANIC AMERICAN MALE            | 432,547                        | 53,258                          |                                 | 485,805                      |
| MOODY NOLAN INCORPORATED                                    | AFRICAN AMERICAN MALE             | 244,099                        | 12,600                          | 175,008                         | 431,707                      |
| OLYMPIC CONSTRUCTION COMPANY LLC                            | FEMALE MAJORITY                   |                                | 167,983                         | 261,977                         | 429,960                      |
| NEW STAR INC  | DISABLED/SHELTERED/REHABILITATION | 210,248                        | 132,105                         | 68,937                          | 411,290                      |
| KRUT'S ELECTRIC INCORPORATED                                | FEMALE MAJORITY                   | 124,096                        | 117,753                         | 169,015                         | 410,863                      |
| NATIONAL HVACDBA NATIONAL INSULATION INC                    | AFRICAN AMERICAN MALE             | 314,015                        | 21,221                          | 21,509                          | 356,745                      |
| ORNELAS CONSTRUCTION COMPANY                                | HISPANIC AMERICAN MALE            | 13,100                         | 61,995                          | 266,785                         | 341,880                      |
| MARKET CONTRACTING SERVICES INC                             | HISPANIC AMERICAN MALE            | 132,557                        | 65,990                          | 133,380                         | 331,927                      |
| JRH ENTERPRISES INC   | FEMALE MAJORITY                   | 145,957                        | 25,306                          | 160,121                         | 331,384                      |
| ELECTRICAL CONTRACTORS INC                                  | FEMALE MAJORITY                   | 149,504                        | 104,942                         | 65,867                          | 320,313                      |
| LCM ARCHITECTS LLC  | DISABLED/SHELTERED/REHABILITATION | 144,063                        | 70,326                          | 101,884                         | 316,273                      |
| JP EXCAVATING AND TRUCKING                                  | AFRICAN AMERICAN FEMALE           | 64,860                         | 78,743                          | 157,992                         | 301,595                      |
| F J ROBINSONS CONTRACTING                                   | AFRICAN AMERICAN MALE             | 124,805                        | 107,404                         | 68,888                          | 301,097                      |
| PRAIRIE RESTORATIONS INCORPORATED                           | FEMALE MAJORITY                   | 129,985                        | 125,588                         | 34,742                          | 290,315                      |
| INTERNATIONAL QUALITY CONTRACTING INC                       | AFRICAN AMERICAN FEMALE           | 279,025                        |                                 |                                 | 279,025                      |
| BAILEY EDWARD DESIGN INC                                    | FEMALE MAJORITY                   | 127,159                        | 48,927                          | 94,114                          | 270,199                      |
| COOK FASSER ASSOCIATES INCORPORATED                         | FEMALE MAJORITY                   | 234,307                        | 9,208                           | 18,679                          | 262,193                      |
| INTER CITY SUPPLY COMPANY INC                               | AFRICAN AMERICAN FEMALE           | 80,017                         | 83,870                          | 92,130                          | 256,018                      |
| GLESCO ELECTRIC INCORPORATED                                | FEMALE MAJORITY                   |                                |                                 | 238,550                         | 238,550                      |
| PACE SYSTEMS INC  | ASIAN AMERICAN MALE               | 45,630                         | 8,105                           | 170,014                         | 223,749                      |
| ANDERSON LOCK COMPANY LTD                                   | FEMALE MAJORITY                   | 87,551                         | 75,444                          | 58,749                          | 221,743                      |
| JAMESON SHEET METAL INC                                     | FEMALE MAJORITY                   | 88,458                         | 48,271                          | 80,568                          | 217,297                      |
| FRANKLYNN INC/CHEMICAL MAINTENANCE INC CMI                  | FEMALE MAJORITY                   | 75,655                         | 39,821                          | 96,980                          | 212,456                      |
| MIDWEST MOVING AND STORAGE INC                              | HISPANIC AMERICAN MALE            | 75,968                         | 58,212                          | 71,130                          | 205,309                      |
| RUBINOS MESIA ENGINEERS INC                                 | ASIAN AMERICAN MALE               | 61,746                         | 63,386                          | 78,867                          | 203,998                      |
| STUDIO V DESIGN INCORPORATED                                | ASIAN AMERICAN FEMALE             | 119,695                        |                                 | 83,152                          | 202,847                      |
| ELETE CONSTRUCTION AND ENVIRONMENTAL INC                    | AFRICAN AMERICAN MALE             | 132,683                        | 54,909                          | 13,045                          | 200,637                      |
| TEMCO HEATING AIR CONDITIONING INC                          | FEMALE MAJORITY                   | 136,863                        |                                 | 61,193                          | 198,056                      |
| VON ALST OPERATING LLC                                      | FEMALE MAJORITY                   | 181,565                        | 5,212                           | 4,925                           | 191,701                      |
| INTERACTIVE DESIGN INC                                      | AFRICAN AMERICAN FEMALE           | 63,732                         | 76,958                          | 50,304                          | 190,994                      |
| CCS INTERNATIONAL INC                                       | ASIAN AMERICAN MALE               | 50,760                         | 56,753                          | 79,464                          | 186,976                      |
| VEYA INC  | AFRICAN AMERICAN MALE             | 137,601                        | 41,880                          | 6,961                           | 186,442                      |
| REAL DESIGNS INC  | FEMALE MAJORITY                   | 77,518                         | 43,593                          | 64,278                          | 185,389                      |
| SHEN MILSOM WILKE LLC                                       | ASIAN AMERICAN MALE               | 69,749                         | 30,932                          | 81,411                          | 182,092                      |
| NATIONAL PAINTING INCORPORATED                              | FEMALE MAJORITY                   | 108,571                        | 34,690                          | 37,857                          | 181,118                      |
| JM POLCURR INC  | HISPANIC AMERICAN MALE            | 59,023                         | 45,577                          | 74,488                          | 179,088                      |
| G COOPER OIL COMPANY INC                                    | FEMALE MAJORITY                   |                                | 82,822                          | 90,481                          | 173,304                      |
| RESOURCE ONE OF ILLINOIS LLC                                | FEMALE MAJORITY                   | 110,361                        | 45,397                          | 15,290                          | 171,048                      |
| PREMIER STAFFING SOURCE INC                                 | AFRICAN AMERICAN FEMALE           | 28,495                         |                                 | 41,328                          | 170,393                      |
| PSC INDUSTRIAL CONTRACTORS LLC                              | FEMALE MAJORITY                   | 100,571                        | 166,639                         |                                 | 166,639                      |
| GSG CONSULTANTS INC   | HISPANIC AMERICAN MALE            |                                | 32,764                          | 131,140                         | 163,904                      |
| RTM ASSOCIATES INC  | ASIAN AMERICAN MALE               | 54,012                         | 69,624                          | 39,677                          | 163,312                      |
| ELECTRONIC KNOWLEDGE INTERCHANGE COMPANY                    | AFRICAN AMERICAN MALE             | 55,400                         | 55,250                          | 50,100                          | 160,750                      |
| PHD SERVICES LLC  | FEMALE MAJORITY                   | 64,476                         | 29,008                          | 65,426                          | 158,910                      |
| VIVA USA INCORPORATED                                       | ASIAN AMERICAN FEMALE             | 63,419                         |                                 | 94,548                          | 157,967                      |
| ILLINI SUPPLY INCORPORATED                                  | FEMALE MAJORITY                   | 5,472                          | 147,187                         | 2,873                           | 155,532                      |
| EVERY BLOOMIN INDUSTRIAL SUPPLYINC                          | FEMALE MAJORITY                   | 44,460                         | 54,527                          | 56,241                          | 155,228                      |
| ROBERT L MILLER ASSOCIATES INC                              | AFRICAN AMERICAN MALE             | 118,367                        | 1,846                           | 31,926                          | 152,139                      |
| MILLER BUILDING GROUP                                       | AFRICAN AMERICAN MALE             | 151,380                        |                                 |                                 | 151,380                      |
| NES INC   | HISPANIC AMERICAN MALE            | 100,755                        | 44,523                          | 4,050                           | 149,328                      |
| URBAN WORKS LTD   | HISPANIC AMERICAN FEMALE          |                                | 16,801                          | 130,781                         | 147,582                      |
| RJS CONSTRUCTORS INC  | FEMALE MAJORITY                   | 146,046                        | 1,015                           |                                 | 147,061                      |
| MILLER ENTERPRISE GROUP LLC                                 | AFRICAN AMERICAN MALE             |                                | 10,125                          | 135,753                         | 145,878                      |
| SEICO INC   | DISABLED/SHELTERED/REHABILITATION | 42,585                         | 21,716                          | 80,976                          | 145,277                      |
| STEARNOBLEKAR LTD   | ASIAN AMERICAN MALE               | 45,313                         | 58,950                          | 40,258                          | 144,520                      |
| TILTON KELLY AND BELL LLC                                   | FEMALE MAJORITY                   |                                | 46,700                          | 97,677                          | 144,377                      |
| PEDIATRIC INTERACTIONS INCORPORATED                         | FEMALE MAJORITY                   | 71,397                         |                                 | 72,875                          | 144,272                      |
| PRIMERA ENGINEERS LTD                                       | FEMALE MAJORITY                   | 32,909                         | 27,856                          | 79,251                          | 140,016                      |

FY18 Q3 MAFBE SPEND BY VENDOR  
July 1, 2017 through March 31, 2018

| VENDOR NAME                                     | Minority-Category                 | FY18 Q1 (Through<br>9/30/2017) | FY18 Q2 (Through<br>12/31/2017) | FY18 Q3 (Through<br>03/31/2018) | FY18 (Through<br>03/31/2018) |
|---|-----------------------------------|--------------------------------|---------------------------------|---------------------------------|------------------------------|
| KCOM TRANSPORT SERVICES INC                     | FEMALE MAJORITY                   | 18,900                         | 104,760                         | 12,983                          | 136,643                      |
| JSR ENTERPRISES INC                             | AFRICAN AMERICAN FEMALE           | 95,113                         | 25,495                          | 14,643                          | 135,251                      |
| RADA ARCHITECTS LTD                             | FEMALE MAJORITY                   | 1,923                          | 1,282                           | 130,730                         | 133,936                      |
| SUPPLIED INDUSTRIAL SOLUTIONS INC               | AFRICAN AMERICAN MALE             | 98,349                         | 32,117                          |                                 | 130,466                      |
| AM BUS COMPANY INCORPORATED                     | AFRICAN AMERICAN FEMALE           | 63,377                         | 19,268                          | 46,452                          | 129,097                      |
| GREEN HOME EXPERTS LLC                          | FEMALE MAJORITY                   | 124,675                        |                                 |                                 | 124,675                      |
| MEP INFRASTRUCTURE SOLUTIONS INCORPORATED       | HISPANIC AMERICAN MALE            | 49,537                         | 55,375                          | 17,175                          | 122,087                      |
| ENVIRONMENTAL DESIGN INTERNATIONAL INC          | AFRICAN AMERICAN FEMALE           | 26,033                         | 19,492                          | 76,162                          | 121,688                      |
| TERRA ENGINEERING LTD                           | FEMALE MAJORITY                   | 50,508                         | 30,000                          | 41,067                          | 121,575                      |
| DEVELOPMENTAL SERVICES CENTER                   | DISABLED/SHELTERED/REHABILITATION | 45,840                         | 30,449                          | 44,246                          | 120,535                      |
| DAVID MASON ASSOCIATES OF ILLINOIS LTD          | AFRICAN AMERICAN MALE             | 66,109                         | 19,885                          | 31,811                          | 117,805                      |
| BAUER LATOZA STUDIO LIMITED                     | HISPANIC AMERICAN MALE            | 43,306                         | 34,075                          | 37,947                          | 115,328                      |
| SNITIAI TECHNOLOGIES INCORPORATED               | ASIAN AMERICAN MALE               | 113,145                        |                                 |                                 | 113,145                      |
| AMERICAN SURVEYING AND ENGINEERING PC           | HISPANIC AMERICAN MALE            |                                | 110,150                         |                                 | 110,150                      |
| JOHNSON LASKY KINDELIN ARCHITECTS               | FEMALE MAJORITY                   | 1,988                          | 78,338                          | 19,705                          | 100,031                      |
| CENTRAL STATES DBA ARGO SUMMIT                  | FEMALE MAJORITY                   | 40,945                         | 55,895                          | 3,151                           | 99,992                       |
| BELLA BAGNO INC                                 | FEMALE MAJORITY                   | 23,953                         | 28,587                          | 46,886                          | 99,426                       |
| SUNRISE HITEK GROUP LLC/SUNRISE DIGITAL         | ASIAN AMERICAN MALE               | 1,048                          | 93,032                          | 1,116                           | 95,196                       |
| JF CARPENTRY SERVICES INC                       | HISPANIC AMERICAN MALE            |                                |                                 | 94,861                          | 94,861                       |
| SANCHEZ AND DANIELS AND HOFFMAN LLP             | HISPANIC AMERICAN MALE            | 11,034                         | 22,998                          | 59,410                          | 93,441                       |
| AUTUMN CONSTRUCTION SERVICES INC                | FEMALE MAJORITY                   |                                | 5,831                           | 84,377                          | 90,208                       |
| DAS CONSULTING SERVICES LLC                     | ASIAN AMERICAN FEMALE             | 37,048                         | 44,258                          | 8,315                           | 89,621                       |
| PMJ ENTERPRISES INC                             | HISPANIC AMERICAN MALE            |                                | 26,652                          | 59,596                          | 86,248                       |
| LOESCHER HEATING AIR CONDITIONING               | FEMALE MAJORITY                   | 82,286                         |                                 |                                 | 82,286                       |
| WOLF ELECTRIC INC                               | FEMALE MAJORITY                   | 67,545                         | 8,830                           | 5,585                           | 81,960                       |
| GORDON ELECTRIC SUPPLY                          | FEMALE MAJORITY                   | 40,140                         | 95                              | 41,584                          | 81,818                       |
| MILLENNIA PROFESSIONAL SERVICES OF ILLINOIS LTD | ASIAN AMERICAN MALE               | 65,438                         |                                 | 15,010                          | 80,448                       |
| ROOF TOP SEDUMS LLC                             | FEMALE MAJORITY                   | 2                              | 79,318                          |                                 | 79,320                       |
| WEBB ENGINEERING SERVICES INC                   | AFRICAN AMERICAN MALE             | 43,572                         | 12,381                          | 23,235                          | 79,189                       |
| PANIAGUA GROUP INC                              | HISPANIC AMERICAN MALE            | 32,505                         | 40,781                          | 5,624                           | 78,910                       |
| STR PARTNERS LLC                                | ASIAN AMERICAN MALE               | 78,886                         |                                 |                                 | 78,886                       |
| LEAD IT CORPORATION                             | ASIAN AMERICAN FEMALE             | 30,870                         | 30,310                          | 17,220                          | 78,400                       |
| TERRY GUEN DESIGN ASSOCIATES INC                | ASIAN AMERICAN FEMALE             | 21,460                         | 1,450                           | 55,080                          | 77,990                       |
| EXPRESS ELECTRIC SUPPLY                         | AFRICAN AMERICAN MALE             | 77,883                         |                                 |                                 | 77,883                       |
| MZI BUILDING SERVICES INC/MZI GROUP INC         | HISPANIC AMERICAN MALE            |                                | 77,554                          |                                 | 77,554                       |
| ANZY SUPPLY INC                                 | FEMALE MAJORITY                   |                                |                                 | 76,961                          | 76,961                       |
| SLG INNOVATION INC                              | AFRICAN AMERICAN MALE             |                                | 15,740                          | 59,554                          | 75,294                       |
| ENBEE PAINTING AND DECORATING INCORPORATED      | FEMALE MAJORITY                   | 2,275                          | 43,230                          | 29,435                          | 74,940                       |
| PUGH JONES AND JOHNSON PC                       | AFRICAN AMERICAN MALE             | 35,951                         | 18,505                          | 20,313                          | 74,769                       |
| NOVAMED INC                                     | ASIAN AMERICAN MALE               | 25,299                         | 20,718                          | 27,633                          | 73,650                       |
| UNIVERSAL INSULATION INC                        | HISPANIC AMERICAN MALE            | 17,820                         | 54,720                          |                                 | 72,540                       |
| PARAGON PIPECOVERERS INC                        | FEMALE MAJORITY                   | 54,822                         | 15,740                          | 1,401                           | 71,963                       |
| BRUSH ARCHITECTS LLC                            | FEMALE MAJORITY                   | 19,495                         | 31,571                          | 20,603                          | 71,669                       |
| GLOBAL WATER TECHNOLOGY INC                     | HISPANIC AMERICAN MALE            | 30,766                         | 25,262                          | 15,581                          | 71,610                       |
| EKLA CORPORATION                                | ASIAN AMERICAN FEMALE             | 43,462                         |                                 | 25,925                          | 69,388                       |
| TERRA DEMOLITION                                | HISPANIC AMERICAN MALE            | 55,710                         |                                 | 11,376                          | 67,086                       |
| HEALTH EDUCATION RESEARCH ASSOCIATES INC        | FEMALE MAJORITY                   | 61,488                         | 1,012                           | 4,373                           | 66,873                       |
| BRILSFORD AND DUNLAVEY INCORPORATED             | AFRICAN AMERICAN MALE             | 66,330                         |                                 |                                 | 66,330                       |
| SANCHEZ ASSOCIATES PC                           | HISPANIC AMERICAN MALE            |                                | 66,048                          |                                 | 66,048                       |
| DESIGN AIR INC                                  | AFRICAN AMERICAN MALE             |                                | 26,889                          | 38,495                          | 65,384                       |
| RES CONSTRUCTION INC                            | HISPANIC AMERICAN FEMALE          | 10,980                         | 23,401                          | 30,826                          | 65,207                       |
| TOLTECH PLUMBING CONTRACTORS LLC                | HISPANIC AMERICAN FEMALE          | 62,415                         |                                 | 1,710                           | 64,125                       |
| ENVIRONMENTAL SYSTEMS DESIGN INC                | ASIAN AMERICAN MALE               | 63,780                         |                                 |                                 | 63,780                       |
| QC ENTERPRISES INC                              | FEMALE MAJORITY                   | 22,420                         | 18,091                          | 22,355                          | 62,866                       |
| WATTS COPY SYSTEMS INC                          | FEMALE MAJORITY                   | 20,062                         | 25,332                          | 15,972                          | 61,365                       |
| HILLCO DISTRIBUTING                             | FEMALE MAJORITY                   | 57,816                         |                                 | 2,876                           | 60,692                       |
| HYGIENEERING INC                                | FEMALE MAJORITY                   | 12,091                         |                                 | 47,982                          | 60,072                       |
| ARCHITECTS ENTERPRISE LTD                       | AFRICAN AMERICAN MALE             | 11,237                         | 34,927                          | 12,618                          | 58,783                       |
| ARDMORE ASSOCIATES LLC                          | AFRICAN AMERICAN FEMALE           | 30,539                         | 17,541                          | 10,279                          | 58,359                       |
| MURER CONSULTANTS INCORPORATED                  | FEMALE MAJORITY                   | 54,121                         | 3,588                           |                                 | 57,709                       |
| EQUIPMENT INTERNATIONAL LTD                     | FEMALE MAJORITY                   | 53,252                         | 583                             | 3,085                           | 56,921                       |
| ROCK SOLID                                      | AFRICAN AMERICAN FEMALE           |                                | 30,244                          | 24,348                          | 54,592                       |
| BOSWELL BUILDING CONTRACTORS INC                | FEMALE MAJORITY                   | 24,503                         | 29,664                          |                                 | 54,166                       |
| HELSELUPEPERSON ELECTRICAL INC                  | FEMALE MAJORITY                   | 33,836                         | 12,526                          | 6,548                           | 52,909                       |
| AMAZING EDIBLES LTD                             | HISPANIC AMERICAN FEMALE          | 9,485                          | 21,642                          | 20,759                          | 51,885                       |
| PHOENIX BUSINESS SOLUTIONS LLC                  | FEMALE MAJORITY                   | 2,318                          | 25,500                          | 23,734                          | 51,552                       |
| MOLITE ELECTRIC INC                             | AFRICAN AMERICAN MALE             | 44,465                         | 6,953                           |                                 | 51,417                       |
| MAESTROS VENTURES LLC                           | HISPANIC AMERICAN MALE            |                                | 18,959                          | 31,241                          | 50,200                       |
| FUHRMANN ENGINEERING INC                        | FEMALE MAJORITY                   | 7,123                          | 32,407                          | 9,529                           | 49,059                       |
| S2O CONSULTANTS INC                             | FEMALE MAJORITY                   |                                | 40,938                          | 7,725                           | 48,663                       |
| ELECTRICAL RESOURCE MANAGEMENT INC              | AFRICAN AMERICAN MALE             | 16,241                         | 7,017                           | 24,607                          | 47,864                       |
| SELECT CONTRACTING LLC                          | FEMALE MAJORITY                   | 12,600                         | 26,697                          | 7,846                           | 47,143                       |
| ROSS BARNEY ARCHITECTS INC                      | FEMALE MAJORITY                   | 46,966                         |                                 |                                 | 46,966                       |
| PROFESSIONAL DYNAMIC NETWORK INC                | AFRICAN AMERICAN MALE             | 18,794                         | 11,508                          | 16,431                          | 46,734                       |
| UPTOWN DECORATING CORP                          | HISPANIC AMERICAN MALE            | 45,933                         |                                 |                                 | 45,933                       |
| LIMERED STUDIO INCORPORATED                     | FEMALE MAJORITY                   | 45,720                         |                                 |                                 | 45,720                       |
| VISTARA CONSTRUCTION SERVICES INC               | ASIAN AMERICAN FEMALE             |                                | 29,725                          | 15,700                          | 45,425                       |
| MUNDO ELECTRICAL CO INC                         | HISPANIC AMERICAN MALE            |                                | 37,430                          | 7,516                           | 44,946                       |
| RELIABLE ENVIRONMENTAL SOLUTIONS INCORPORATED   | FEMALE MAJORITY                   |                                | 9,867                           | 25,525                          | 43,279                       |
| WE'RE CLEANING INC                              | AFRICAN AMERICAN FEMALE           | 12,036                         | 12,104                          |                                 | 42,373                       |
| CARDOSI KIPER DESIGN GROUP INCORPORATED         | FEMALE MAJORITY                   |                                |                                 | 41,000                          | 41,000                       |

FY18 Q3 MAFBE SPEND BY VENDOR  
July 1, 2017 through March 31, 2018

| VENDOR NAME                                       | Minority-Category                 | FY18 Q1 (Through<br>9/30/2017) | FY18 Q2 (Through<br>12/31/2017) | FY18 Q3 (Through<br>03/31/2018) | FY18 (Through<br>03/31/2018) |
|---|-----------------------------------|--------------------------------|---------------------------------|---------------------------------|------------------------------|
| EC PURDY AND ASSOCIATES                           | ASIAN AMERICAN FEMALE             | 2,500                          | 38,500                          |                                 | 41,000                       |
| MYLEER CORPORATION                                | AFRICAN AMERICAN FEMALE           | 24,223                         | 9,084                           | 7,570                           | 40,876                       |
| LIVEWIRE ELECTRICAL SYSTEMS INCORPORATED          | AFRICAN AMERICAN MALE             | 27,845                         |                                 | 13,028                          | 40,873                       |
| M AND G GRAPHICS INC                              | FEMALE MAJORITY                   | 22,895                         | 4,800                           | 13,090                          | 40,785                       |
| COTTER CONSULTING INC                             | FEMALE MAJORITY                   | 35,531                         | 4,762                           |                                 | 40,293                       |
| LA GRANGE CRANE SERVICE INC                       | FEMALE MAJORITY                   | 18,954                         | 21,207                          |                                 | 40,161                       |
| POOL ADMINISTRATORS INCORPORATED                  | FEMALE MAJORITY                   | 3,142                          |                                 | 36,658                          | 39,801                       |
| NUTOYS LEISURE PRODUCTS INC                       | FEMALE MAJORITY                   |                                | 39,747                          |                                 | 39,747                       |
| AC GENTROL INCORPORATED                           | ASIAN AMERICAN MALE               | 7,774                          | 15,788                          | 16,029                          | 39,591                       |
| DASHCOINC   | FEMALE MAJORITY                   | 37,735                         |                                 | 790                             | 38,525                       |
| ALTUSWORKS INCORPORATED                           | FEMALE MAJORITY                   | 3,535                          | 20,368                          | 13,772                          | 37,675                       |
| DURANGO PAINTING INC                              | HISPANIC AMERICAN MALE            | 33,272                         | 1,908                           | 2,386                           | 37,565                       |
| EMM ELECTRIC INC/MORAN ELECTRICAL CONTRACTING     | FEMALE MAJORITY                   | 37,379                         |                                 |                                 | 37,379                       |
| DOYLE AND ASSOCIATES                              | FEMALE MAJORITY                   | 34,508                         |                                 | 2,500                           | 37,008                       |
| MORRISSEY CONTRACTING                             | FEMALE MAJORITY                   | 3,060                          | 8,901                           | 24,827                          | 36,788                       |
| MBB ENTERPRISES OF CHICAGO INC                    | FEMALE MAJORITY                   | 36,244                         |                                 |                                 | 36,244                       |
| OCCUPATIONAL TRAINING AND SUPPLY INC              | FEMALE MAJORITY                   | 19,632                         | 4,790                           | 11,533                          | 35,954                       |
| SPRUCE TECHNOLOGY INCORPORATED                    | ASIAN AMERICAN MALE               | 34,563                         |                                 |                                 | 34,563                       |
| ONEILL CONTRACTORS INCORPORATED                   | FEMALE MAJORITY                   |                                |                                 | 34,458                          | 34,458                       |
| CJ DISTRIBUTION INC                               | FEMALE MAJORITY                   | 34,418                         |                                 |                                 | 34,418                       |
| KSID INTERIORS INC                                | FEMALE MAJORITY                   | 2,846                          | 14,400                          | 17,100                          | 34,346                       |
| DYNAMIX ENGINEERING LTD                           | AFRICAN AMERICAN MALE             | 15,589                         | 10,122                          | 8,271                           | 33,983                       |
| MIDDLETON CONSTRUCTION CONSULTING OF ILLINOIS LLC | DISABLED/SHELTERED/REHABILITATION | 8,875                          | 25,100                          |                                 | 33,975                       |
| PRODUCTION DISTRIBUTION COMPANIES                 | AFRICAN AMERICAN MALE             | 5,088                          | 15,881                          | 12,160                          | 33,130                       |
| JEET INCORPORATED                                 | FEMALE MAJORITY                   | 17,020                         | 10,728                          | 4,800                           | 32,548                       |
| PROFASTS INC                                      | HISPANIC AMERICAN MALE            | 21,429                         | 169                             | 10,688                          | 32,285                       |
| MCCUIRE IGLESKI AND ASSOCIATES INCORPORATED       | FEMALE MAJORITY                   | 11,643                         | 19,497                          | 310                             | 31,450                       |
| SUPERIOR FLOOR COVERING INCORPORATED              | FEMALE MAJORITY                   | 6,814                          | 20,546                          | 3,692                           | 31,052                       |
| PROGRESSIVE INDUSTRIES INC                        | FEMALE MAJORITY                   | 13,520                         | 10,270                          | 7,082                           | 30,872                       |
| ARCHITRAVE LTD                                    | HISPANIC AMERICAN MALE            |                                |                                 | 30,570                          | 30,570                       |
| MIDWEST METALS INC                                | FEMALE MAJORITY                   | 30,078                         |                                 |                                 | 30,078                       |
| CENSEO GROUP LLC                                  | FEMALE MAJORITY                   |                                | 15,000                          | 15,000                          | 30,000                       |
| GIVSCO CONSTRUCTION                               | AFRICAN AMERICAN MALE             | 24,731                         | 1,686                           | 3,407                           | 29,824                       |
| CIVIL DESIGN INC                                  | FEMALE MAJORITY                   | 13,050                         | 11,400                          | 5,280                           | 29,730                       |
| DUST EM CLEAN MAINTENANCE COMPANY INC             | AFRICAN AMERICAN FEMALE           | 29,692                         |                                 |                                 | 29,692                       |
| BRIDGEWAY INCORPORATED                            | DISABLED/SHELTERED/REHABILITATION | 12,586                         |                                 | 16,781                          | 29,366                       |
| HANNO WEBER ASSOCIATES ARCHITECTUREURBAN DESIGN   | HISPANIC AMERICAN MALE            | 16,873                         | 4,178                           | 7,500                           | 28,551                       |
| ADAMS PAINTING COMPANY                            | AFRICAN AMERICAN MALE             | 23,676                         | 4,104                           | 742                             | 28,522                       |
| MJB DECORATINGINC                                 | FEMALE MAJORITY                   | 3,139                          | 4,275                           | 20,691                          | 28,104                       |
| MODE ARCHITECTS PC                                | ASIAN AMERICAN MALE               |                                | 164                             | 27,835                          | 27,999                       |
| BPI TESTING LLC                                   | FEMALE MAJORITY                   | 450                            | 22,719                          | 4,707                           | 27,877                       |
| MJC DEMOLITION INC                                | AFRICAN AMERICAN MALE             |                                |                                 | 27,815                          | 27,815                       |
| CHICAGO COMMUNICATIONS LLC                        | FEMALE MAJORITY                   | 22,742                         |                                 | 4,673                           | 27,414                       |
| KRUTS ELECTRIC INC                                | FEMALE MAJORITY                   | 16,614                         | 9,310                           | 1,448                           | 27,372                       |
| CANDEO CONSULTING INCORPORATED                    | FEMALE MAJORITY                   | 27,000                         |                                 |                                 | 27,000                       |
| EVERGREEN SUPPLY CO                               | FEMALE MAJORITY                   | 26,672                         |                                 |                                 | 26,672                       |
| HKESSLER ASSOCIATES INC                           | FEMALE MAJORITY                   |                                | 510                             | 25,994                          | 26,504                       |
| ALL MASONRY CONSTRUCTION CO                       | HISPANIC AMERICAN MALE            |                                |                                 | 25,640                          | 25,640                       |
| ACTIVE ELECTRICAL SUPPLY COMPANY                  | FEMALE MAJORITY                   | 2,958                          |                                 | 22,163                          | 25,121                       |
| MATRIX ENGINEERING CORPORATION                    | AFRICAN AMERICAN MALE             | 18,909                         | 2,368                           | 2,646                           | 23,922                       |
| ALARIS GROUP INCORPORATED                         | FEMALE MAJORITY                   | 23,196                         |                                 |                                 | 23,196                       |
| A PRO EXECs LLC                                   | AFRICAN AMERICAN FEMALE           | 14,501                         |                                 | 8,423                           | 22,924                       |
| BAUTISTA ELECTRIC ENTERPRISES INC                 | HISPANIC AMERICAN MALE            |                                | 22,915                          |                                 | 22,915                       |
| CHICAGO COMMERCIAL INSTALLATION INC               | ASIAN AMERICAN FEMALE             | 7,575                          | 14,999                          |                                 | 22,574                       |
| ACACIA FINANCIAL GROUP INC                        | FEMALE MAJORITY                   | 7,500                          | 7,500                           | 7,500                           | 22,500                       |
| UPLAND DESIGN LTD                                 | FEMALE MAJORITY                   | 8,787                          | 8,253                           | 4,342                           | 21,382                       |
| CHRISTY WEBBER AND CO/CHRISTY WEBBER LANDSCAPES   | FEMALE MAJORITY                   | 11,110                         | 580                             | 9,560                           | 21,250                       |
| TRC WORLDWIDE ENGINEERING INC                     | ASIAN AMERICAN MALE               | 18,666                         | 1,930                           | 643                             | 21,240                       |
| GO PROMOTIONS INC                                 | FEMALE MAJORITY                   | 21,140                         |                                 |                                 | 21,140                       |
| WORLD OF PROMOTIONS                               | FEMALE MAJORITY                   |                                | 4,407                           | 15,811                          | 20,218                       |
| JOSAM ACQUISITIONS LLC/GOOD TO GO FOOD            | FEMALE MAJORITY                   | 8,251                          | 6,509                           | 5,009                           | 19,769                       |
| YAGLA ENGINEERING SERVICES INC                    | FEMALE MAJORITY                   | 3,385                          |                                 | 16,240                          | 19,625                       |
| ALLSTATE CONCRETE CUTTING                         | ASIAN AMERICAN MALE               |                                |                                 | 19,575                          | 19,575                       |
| CALLUMET DECORATING SERVICE INC                   | FEMALE MAJORITY                   | 10,571                         | 308                             | 8,209                           | 19,088                       |
| SOUTH COAST SOLUTIONS LLC                         | AFRICAN AMERICAN MALE             |                                |                                 | 18,912                          | 18,912                       |
| ANDERSON AND SHAH ROOFING INC                     | ASIAN AMERICAN MALE               |                                |                                 | 18,236                          | 18,236                       |
| MSM SOLUTIONS INC                                 | AFRICAN AMERICAN MALE             | 17,605                         |                                 |                                 | 17,605                       |
| GRANT LAW LLC                                     | AFRICAN AMERICAN MALE             | 3,852                          | 10,444                          | 3,296                           | 17,591                       |
| SDA CONSULTING INC                                | AFRICAN AMERICAN FEMALE           |                                |                                 | 17,195                          | 17,195                       |
| NEW ERA PAINTING INC                              | HISPANIC AMERICAN FEMALE          |                                | 12,150                          | 4,898                           | 17,048                       |
| EXPRESS BUSINESS PRODUCTS LLC                     | FEMALE MAJORITY                   | 7,712                          | 5,402                           | 3,630                           | 16,744                       |
| MACON RESOURCES INC                               | DISABLED/SHELTERED/REHABILITATION | 9,171                          | 6,699                           |                                 | 15,869                       |
| BURKE BURNS AND PINELLI LTD                       | FEMALE MAJORITY                   | 5,238                          | 2,488                           | 7,554                           | 15,279                       |
| DEN CONSTRUCTION MANAGEMENT LLC DBA DENCO         | HISPANIC AMERICAN MALE            | 15,215                         |                                 |                                 | 15,215                       |
| GALAXY ENVIRONMENTAL INC                          | HISPANIC AMERICAN MALE            | 14,895                         |                                 |                                 | 14,895                       |
| CARNOW CONIBEAR ASSOC LTD                         | FEMALE MAJORITY                   |                                | 2,100                           | 12,632                          | 14,732                       |
| CHEMCO INDUSTRIES INC                             | ASIAN AMERICAN MALE               | 8,510                          |                                 | 5,827                           | 14,336                       |
| GARCÉS PLUMBING CONTRACTORS                       | HISPANIC AMERICAN FEMALE          |                                | 8,870                           | 5,200                           | 14,070                       |
| ASHLAUR CONSTRUCTION                              | AFRICAN AMERICAN MALE             |                                |                                 | 13,455                          | 13,455                       |
| TAC CONSTRUCTION COMPANY                          | FEMALE MAJORITY                   | 13,233                         |                                 |                                 | 13,233                       |
| ANNE KUSTNER LIGHTING DESIGN LTD                  | FEMALE MAJORITY                   |                                | 11,900                          |                                 | 11,900                       |

FY18 Q3 MAFBE SPEND BY VENDOR  
July 1, 2017 through March 31, 2018

| VENDOR NAME                                       | Minority-Category                 | FY18 Q1 (Through<br>9/30/2017) | FY18 Q2 (Through<br>12/31/2017) | FY18 Q3 (Through<br>03/31/2018) | FY18 (Through<br>03/31/2018) |
|---|-----------------------------------|--------------------------------|---------------------------------|---------------------------------|------------------------------|
| CR SCHMIDT INC                                    | FEMALE MAJORITY                   | 11,828                         |                                 |                                 | 11,828                       |
| BMK DESIGN LLC                                    | FEMALE MAJORITY                   |                                |                                 | 11,623                          | 11,623                       |
| TOVAR SNOW PROFESSIONALS INC                      | HISPANIC AMERICAN MALE            | 11,597                         |                                 |                                 | 11,597                       |
| ENCORE UNLIMITED LLC                              | FEMALE MAJORITY                   | 10,985                         |                                 |                                 | 10,985                       |
| KEYBOARD ENTERPRISES DEVELOPMENT INC              | AFRICAN AMERICAN MALE             | 9,720                          | 1,188                           |                                 | 10,908                       |
| STRUCTURE DESIGNS INC                             | AFRICAN AMERICAN MALE             |                                | 10,663                          |                                 | 10,663                       |
| ILLINI FIRE EQUIPMENT CO INC                      | FEMALE MAJORITY                   | 3,997                          | 1,388                           | 5,187                           | 10,572                       |
| HI TEK ENVIRONMENTAL INC/STAT ANALYSIS CORP       | ASIAN AMERICAN MALE               | 3,170                          | 751                             | 5,287                           | 9,208                        |
| SIEBERT CONSTRUCTION MILLWORK INC                 | FEMALE MAJORITY                   | 9,100                          |                                 |                                 | 9,100                        |
| VISION PAINTING DECORATING SERVICES INCORPORATED  | AFRICAN AMERICAN MALE             | 9,000                          |                                 |                                 | 9,000                        |
| YOUR PARTNER PROMOTIONS INC                       | FEMALE MAJORITY                   | 6,395                          |                                 | 2,543                           | 8,939                        |
| NOVAREST INC                                      | FEMALE MAJORITY                   | 8,448                          |                                 |                                 | 8,448                        |
| FIRE STOP TECHNOLOGIES INC                        | FEMALE MAJORITY                   | 8,354                          |                                 |                                 | 8,354                        |
| BAYSINGER DESIGN GROUP INC                        | FEMALE MAJORITY                   | 8,258                          |                                 |                                 | 8,258                        |
| LEEDER FURNITURE LLC                              | FEMALE MAJORITY                   | 8,175                          |                                 |                                 | 8,175                        |
| UNIVERSAL ASBESTOS REMOVAL INC                    | HISPANIC AMERICAN MALE            |                                |                                 | 8,100                           | 8,100                        |
| WRF ENGINEERS LLC                                 | FEMALE MAJORITY                   | 4,377                          | 741                             | 2,964                           | 8,082                        |
| ROGARDS OFFICE PRODU                              | FEMALE MAJORITY                   | 6,937                          |                                 | 1,119                           | 8,056                        |
| LANDSCAPE SOLUTIONS LLC                           | FEMALE MAJORITY                   | 2,000                          | 2,000                           | 4,000                           | 8,000                        |
| QUERCUS CONSULTING INC                            | FEMALE MAJORITY                   | 8,000                          |                                 |                                 | 8,000                        |
| SITE DESIGN GROUP LTD                             | ASIAN AMERICAN MALE               | 7,873                          |                                 |                                 | 7,873                        |
| MILHOUSE ENGINEERING AND CONSTRUCTION INC         | AFRICAN AMERICAN MALE             | 5,357                          |                                 | 2,000                           | 7,357                        |
| FORWARD SPACE                                     | FEMALE MAJORITY                   | 7,135                          |                                 |                                 | 7,135                        |
| NEAL AND LEROY LLC                                | AFRICAN AMERICAN MALE             | 7,088                          |                                 |                                 | 7,088                        |
| UNDERLAND ARCHITECTURAL SYSTEMS INC               | FEMALE MAJORITY                   |                                |                                 | 7,078                           | 7,078                        |
| EVERYTHING DIVISION 12 INC                        | FEMALE MAJORITY                   | 7,000                          |                                 |                                 | 7,000                        |
| DEKAYO CORPORATION                                | HISPANIC AMERICAN MALE            | 6,899                          |                                 |                                 | 6,899                        |
| BOYE JANITORIAL SERVICE                           | AFRICAN AMERICAN MALE             | 975                            | 5,175                           | 700                             | 6,850                        |
| ACTION BAG COMPANY                                | FEMALE MAJORITY                   | 2,205                          | 2,644                           | 1,929                           | 6,778                        |
| KAIZEN HEALTH                                     | FEMALE MAJORITY                   |                                | 3,778                           | 2,926                           | 6,704                        |
| LAKE SHORE BUSINESS FORMS CO                      | FEMALE MAJORITY                   | 1,493                          | 3,138                           | 1,942                           | 6,573                        |
| LESTER AND ROSALIE ANIXTER CENTER                 | DISABLED/SHELTERED/REHABILITATION | 2,832                          | 1,329                           | 2,330                           | 6,491                        |
| COMMUNITY SUPPORT SYSTEMS                         | DISABLED/SHELTERED/REHABILITATION | 3,150                          | 1,890                           | 1,260                           | 6,300                        |
| LEVEL1 GLOBAL SOLUTIONS LLC                       | AFRICAN AMERICAN MALE             | 6,105                          | 135                             |                                 | 6,240                        |
| ACCURATE BIOMETRICS INCORPORATED                  | FEMALE MAJORITY                   | 405                            | 5,369                           | 315                             | 6,089                        |
| FIRECO INC  | FEMALE MAJORITY                   |                                |                                 | 5,873                           | 5,873                        |
| CONSTRUCTION CAD SOLUTIONS                        | AFRICAN AMERICAN MALE             |                                | 5,693                           |                                 | 5,693                        |
| CORPORATE CONCEPTS INC                            | FEMALE MAJORITY                   | 5,638                          |                                 |                                 | 5,638                        |
| SUMMER ALEXANDER RESEARCH INC                     | AFRICAN AMERICAN FEMALE           |                                |                                 | 5,500                           | 5,500                        |
| NAK MAN CORP                                      | ASIAN AMERICAN MALE               | 5,456                          |                                 |                                 | 5,456                        |
| SWETT ASSOCIATES                                  | FEMALE MAJORITY                   |                                |                                 | 5,280                           | 5,280                        |
| CUSTOM ENGINEERING INC                            | AFRICAN AMERICAN MALE             | 3,746                          | 131                             | 1,349                           | 5,226                        |
| PERFORMANCE MECHANICAL CONTRACTORS INC            | FEMALE MAJORITY                   |                                | 2,926                           | 2,092                           | 5,018                        |
| BRANDENBURGER PLUMBING INC                        | HISPANIC AMERICAN MALE            |                                |                                 | 4,933                           | 4,933                        |
| EVERLIGHTS INCORPORATED                           | FEMALE MAJORITY                   | 1,269                          | 1,514                           | 2,086                           | 4,869                        |
| PROTYPE PRINTING INCORPORATED                     | FEMALE MAJORITY                   | 3,624                          |                                 | 1,139                           | 4,763                        |
| HIGH RISE SECURITY                                | HISPANIC AMERICAN MALE            | 4,599                          |                                 |                                 | 4,599                        |
| IMPACT SOLUTIONS INC                              | FEMALE MAJORITY                   | 3,938                          | 624                             |                                 | 4,562                        |
| MULTILINGUAL CONNECTIONS LLC                      | FEMALE MAJORITY                   | 1,297                          | 220                             | 3,001                           | 4,517                        |
| LIN ENGINEERING LTD                               | ASIAN AMERICAN MALE               |                                |                                 | 4,113                           | 4,113                        |
| A LUCAS SONS STEEL                                | FEMALE MAJORITY                   |                                |                                 | 4,050                           | 4,050                        |
| RD MCMILLEN ENTERPRISES INCORPORATED              | FEMALE MAJORITY                   | 2,250                          |                                 | 1,599                           | 3,849                        |
| MAMAN CORP  | FEMALE MAJORITY                   |                                |                                 | 3,600                           | 3,600                        |
| DIRECTIONS UNLIMITED INC/PROMOPARTNERS            | FEMALE MAJORITY                   | 1,847                          |                                 | 1,689                           | 3,536                        |
| PR ETC INC/CHARTWELL AGENCY                       | FEMALE MAJORITY                   |                                |                                 | 3,500                           | 3,500                        |
| LINJEN PROMOTIONS INC                             | FEMALE MAJORITY                   | 678                            |                                 | 2,710                           | 3,388                        |
| B AND A ENGINEERS LTD/CCIM ENGINEERS LTD          | ASIAN AMERICAN MALE               |                                |                                 | 3,302                           | 3,302                        |
| CRYSTAL CHEM INCORPORATED                         | ASIAN AMERICAN FEMALE             | 870                            | 1,920                           | 470                             | 3,260                        |
| CT MECHANICAL LLC                                 | FEMALE MAJORITY                   |                                |                                 | 3,240                           | 3,240                        |
| CPMH CONSTRUCTION INC                             | HISPANIC AMERICAN MALE            | 3,189                          |                                 |                                 | 3,189                        |
| LASER INNOVATIONS INC                             | DISABLED/SHELTERED/REHABILITATION | 2,865                          |                                 |                                 | 2,865                        |
| AUDREY J WEINSTEIN DBA A WEINSTEIN AND ASSOCIATES | FEMALE MAJORITY                   | 1,066                          | 1,158                           | 597                             | 2,821                        |
| SOUTHWEST SPRING INC                              | FEMALE MAJORITY                   | 1,586                          |                                 | 1,217                           | 2,803                        |
| MICRO CITY  | ASIAN AMERICAN MALE               | 2,700                          |                                 |                                 | 2,700                        |
| HILTON PUBLISHING CO, INC                         | AFRICAN AMERICAN MALE             |                                | 2,562                           |                                 | 2,562                        |
| ROMERO STEEL COMPANY INC                          | HISPANIC AMERICAN MALE            |                                | 2,457                           |                                 | 2,457                        |
| RODRIGUEZ AND ASSOCIATES INC                      | HISPANIC AMERICAN MALE            |                                |                                 | 2,430                           | 2,430                        |
| MCDONOUGHWHITLOW PC                               | FEMALE MAJORITY                   | 577                            |                                 | 1,752                           | 2,330                        |
| INTERNATIONAL TEST BALANCE INC                    | FEMALE MAJORITY                   |                                | 2,322                           |                                 | 2,322                        |
| EMED MEDICAL COMPANY                              | AFRICAN AMERICAN MALE             |                                | 2,229                           |                                 | 2,229                        |
| STRIDE INC  | FEMALE MAJORITY                   |                                |                                 | 2,175                           | 2,175                        |
| MEDICAL EXPRESS AMBULANCE SERVICE INCORPORATED    | AFRICAN AMERICAN FEMALE           | 1,758                          |                                 | 305                             | 2,064                        |
| SYNNOV GROUP INC                                  | ASIAN AMERICAN FEMALE             |                                | 2,000                           |                                 | 2,000                        |
| THINK AND ASSOCIATES INCORPORATED/THINKINC        | FEMALE MAJORITY                   |                                |                                 | 2,000                           | 2,000                        |
| TRANSITIONS NFP/THE PRINTER'S MARK                | DISABLED/SHELTERED/REHABILITATION |                                |                                 | 1,905                           | 1,905                        |
| TECNICA ENVIRONMENTAL SERVICES INC                | HISPANIC AMERICAN MALE            |                                | 1,863                           |                                 | 1,863                        |
| PROGRESSIVE ELECTRIC INC                          | FEMALE MAJORITY                   | 1,802                          |                                 |                                 | 1,802                        |
| THG FOODS INC/FOUR COURSES CATERING               | AFRICAN AMERICAN MALE             | 1,628                          |                                 |                                 | 1,628                        |
| CARSTENS INC                                      | FEMALE MAJORITY                   |                                | 64                              | 1,532                           | 1,597                        |
| STILES OFFICE SOLUTIONS INC                       | FEMALE MAJORITY                   |                                | 0                               | 1,578                           | 1,578                        |
| HALLAGAN OFFICE SUPPLY                            | FEMALE MAJORITY                   |                                | 1,160                           | 358                             | 1,518                        |

FY18 Q3 MAFBE SPEND BY VENDOR  
July 1, 2017 through March 31, 2018

| VENDOR NAME   | Minority-Category                 | FY18 Q1 (Through<br>9/30/2017) | FY18 Q2 (Through<br>12/31/2017) | FY18 Q3 (Through<br>03/31/2018) | FY18 (Through<br>03/31/2018) |
|---|-----------------------------------|--------------------------------|---------------------------------|---------------------------------|------------------------------|
| BIENALI PROMOTIONS LLC                                    | HISPANIC AMERICAN FEMALE          |                                | 1,395                           |                                 | 1,395                        |
| MASSIE MASSIE ASSOCIATES INC                              | FEMALE MAJORITY                   | 1,174                          | 131                             | 44                              | 1,349                        |
| NETA SCIENTIFIC INC                                       | AFRICAN AMERICAN FEMALE           | 1,216                          |                                 |                                 | 1,216                        |
| J AVE DEVELOPMENT INC                                     | HISPANIC AMERICAN MALE            | 1,200                          |                                 |                                 | 1,200                        |
| HUGH LIGHTING DESIGN LLC                                  | ASIAN AMERICAN MALE               | 1,192                          |                                 |                                 | 1,192                        |
| HH OFFICE INCORPORATED/ROGARDS OFFICE PLUS                | FEMALE MAJORITY                   |                                |                                 | 1,150                           | 1,150                        |
| UCP LAND OF LINCOLN                                       | DISABLED/SHELTERED/REHABILITATION | 1,130                          |                                 |                                 | 1,130                        |
| RENARD LIMITED LLC/SHRED AUTHORITY                        | AFRICAN AMERICAN MALE             | 1,025                          |                                 |                                 | 1,025                        |
| BIG PICTURE MARKETING INCORPORATED                        | FEMALE MAJORITY                   |                                |                                 | 949                             | 949                          |
| IYA FOODS LLC   | AFRICAN AMERICAN FEMALE           |                                | 864                             |                                 | 864                          |
| DOCU SHRED INCORPORATED                                   | FEMALE MAJORITY                   |                                | 375                             | 400                             | 775                          |
| JACOBSRYAN ASSOCIATES                                     | FEMALE MAJORITY                   |                                |                                 | 750                             | 750                          |
| TETRA MEDICAL SUPPLY CORP                                 | FEMALE MAJORITY                   | 325                            | 216                             | 113                             | 653                          |
| B'S TRANSPORTATION INC                                    | AFRICAN AMERICAN FEMALE           |                                | 600                             |                                 | 600                          |
| ANDERSON ENVIRONMENTAL AND ENGINEERING COMPANY            | FEMALE MAJORITY                   |                                |                                 | 560                             | 560                          |
| LEE'S FOODSERVICE PARTS AND REPAIRS INC                   | DISABLED/SHELTERED/REHABILITATION |                                |                                 | 502                             | 502                          |
| QUIRIOSITY PRODUCTIONS LLC                                | AFRICAN AMERICAN MALE             | 500                            |                                 |                                 | 500                          |
| EXTENDED HOME LIVING SERVICES INCORPORATED                | FEMALE MAJORITY                   | 450                            |                                 |                                 | 450                          |
| DTI OF ILLINOIS INC                                       | HISPANIC AMERICAN MALE            | 358                            |                                 |                                 | 358                          |
| CUSHING COMPANY   | FEMALE MAJORITY                   | 300                            |                                 |                                 | 300                          |
| EFFICIENCY REPORTING                                      | FEMALE MAJORITY                   | 300                            |                                 |                                 | 300                          |
| HANSON INFORMATION SYSTEMS INCORPORATED                   | FEMALE MAJORITY                   | 270                            |                                 |                                 | 270                          |
| AMERICA AMBULANCE SERVICE INCORPORATED                    | FEMALE MAJORITY                   |                                |                                 | 250                             | 250                          |
| OMAR MEDICAL SUPPLIES INCORPORATED                        | AFRICAN AMERICAN MALE             | 238                            |                                 |                                 | 238                          |
| A MAESTRANZI SONS KNIFE SERVICES LLC                      | HISPANIC AMERICAN MALE            | 30                             |                                 | 180                             | 210                          |
| MIDWEST EDUCATIONAL FURNISHINGS INC                       | FEMALE MAJORITY                   | 101                            |                                 |                                 | 101                          |
| GRACE ENTERPRISES INC/GRACE PRINTING AND MAILING          | ASIAN AMERICAN MALE               |                                |                                 | 70                              | 70                           |
| US MESSENGER AND LOGISTICS INC/USM LOGISTICS US MESSENGER | HISPANIC AMERICAN MALE            |                                |                                 | 60                              | 60                           |
| ARC OF THE QUAD CITIES AREA                               | DISABLED/SHELTERED/REHABILITATION |                                |                                 | 45                              | 45                           |
| <b>TOTAL</b>  |                                   | <b>20,144,662</b>              | <b>13,810,395</b>               | <b>17,299,799</b>               | <b>51,254,856</b>            |