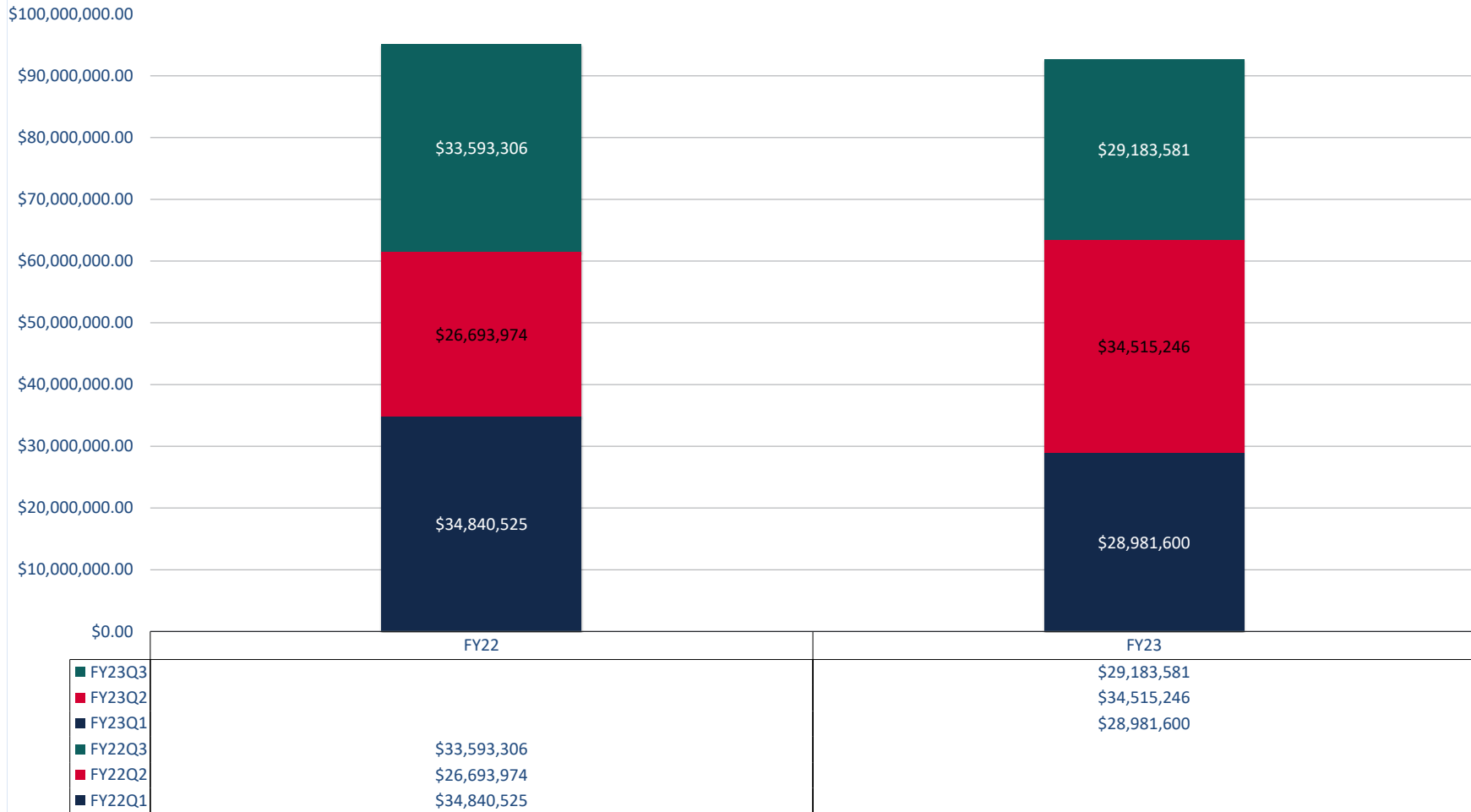


## **Diversity Report to the Board of Trustees**

### **University of Illinois**

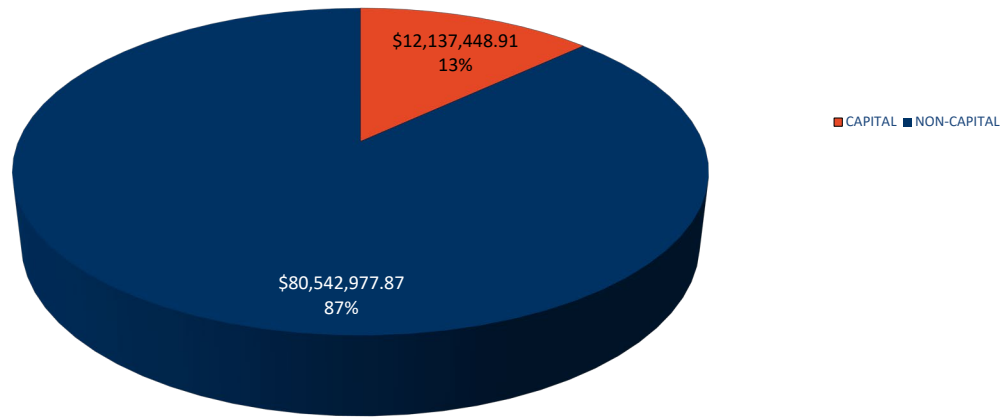
Attached is a report that responds to the Board of Trustees' request for periodic information on diversity expenditures. The report lists expenditures by diversity vendor for the period of July 1, 2022 through March 31, 2023. The corresponding budget for fiscal year 2023 is \$7,654,368,000. The data are summarized in the first chart for capital and non-capital diversity expenditures in total, by campus and by category. The final charts lists total expenditures for the reporting period by diversity vendor. This data does not include spend with known small, female, and diverse-owned firms that were not certified at the time of reporting.

### YEAR OVER YEAR RELATIVE QUARTER DIVERSE SPEND COMPARISON



TOTAL EXPENSE BUDGET	\$7,654,368,000.00
TOTAL BUDGET SUBJECT TO GOAL	\$1,466,392,267.25
FY23Q3 DIVERSE SPEND	\$92,680,426.78

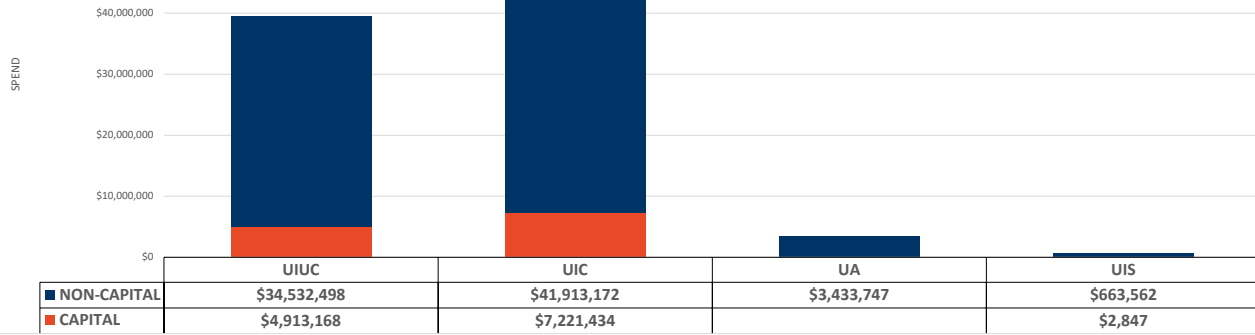
FY23 Capital & Non-Capital Diversity Spend Report Expenditures (Through 3/31/2023)



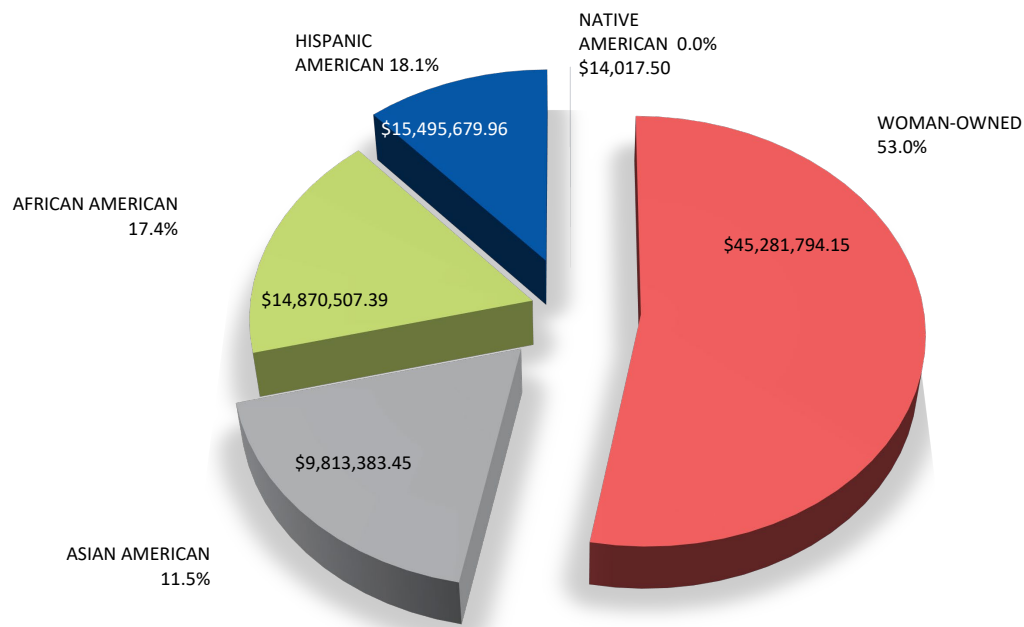
Grand Total = \$92,680,426.78

Sum of TOT\_AMT (FY23 Capital & Non-Capital Diversity Spend Report Expenditures by Campus (Through 3/31/2023))

Row Labels	CAPITAL	NON-CAPITAL	Grand Total
UIUC	\$4,913,168	\$34,532,498	\$39,445,666
UIC	\$7,221,434	\$41,913,172	\$49,134,605
UA		\$3,433,747	\$3,433,747
UIS	\$2,847	\$663,562	\$666,408
<b>Grand Total</b>	<b>\$12,137,449</b>	<b>\$80,542,978</b>	<b>\$92,680,427</b>



**FY23Q3 Diversity Spend Report Expenditures Category  
(Through 3/31/2023)**



FY23 Q3 DIVERSITY SPEND BY VENDOR  
July 1, 2022 through March 31, 2023

VENDOR NAME	Minority-Category	FY23 Q1 (Through 9/30/2022)	FY23 Q2 (Through 12/31/2022)	FY23 Q3 (Through 3/31/2023)	FY23 Q3 (Through 3/31/2023)
INDUSTRIAL AND UTILITY SUPPLY LTD/INDUSTRIAL ELECTRIC SUPP	AFRICAN AMERICAN	\$1,466,253.58	\$1,148,145.56	\$2,267,298.21	\$4,881,697.35
INTERNATIONAL QUALITY CONTRACTING INC	AFRICAN AMERICAN	\$501,490.47	\$868,272.95	\$867,559.15	\$2,237,322.57
UJAMAA CONSTRUCTION INCORPORATED	AFRICAN AMERICAN	\$205,155.00	\$454,233.71	\$636,407.70	\$1,295,796.41
AGILE PROCUREMENT CONSULTING SERVICES LLC	AFRICAN AMERICAN	\$501,592.51	\$293,814.90	\$159,265.22	\$954,672.63
VOLUNTEER SUPPLY INDUSTRIES LTD	AFRICAN AMERICAN	\$225,242.09	\$290,145.32	\$240,096.40	\$755,483.81
ANCHOR STAFFING INC	AFRICAN AMERICAN	\$72,812.21	\$210,117.70	\$309,326.76	\$592,256.67
MOODY NOLAN INCORPORATED	AFRICAN AMERICAN	\$3,925.00	\$351,948.00		\$355,873.00
PREMIER STAFFING SOURCE INC	AFRICAN AMERICAN	\$41,432.69	\$129,459.14	\$182,575.45	\$353,467.28
POWERS AND SONS CONSTRUCTION COMPANY INC	AFRICAN AMERICAN	\$325,764.76			\$325,764.76
WE'RE CLEANING INC	AFRICAN AMERICAN	\$88,452.00	\$126,390.00	\$87,804.00	\$302,646.00
CALL FLAWLESS INC	AFRICAN AMERICAN	\$78,166.00	\$97,318.00	\$121,808.00	\$297,292.00
INTER-CITY SUPPLY COMPANY INC	AFRICAN AMERICAN	\$39,799.34	\$92,544.38	\$162,775.91	\$295,119.63
ELECTRONIC KNOWLEDGE INTERCHANGE COMPANY	AFRICAN AMERICAN	\$16,250.00	\$27,720.00	\$193,040.00	\$237,010.00
DAVIS DAVIS GENERAL CONSTRUCTION AND CONCRETE INC	AFRICAN AMERICAN	\$173,237.97	\$53,119.50	\$5,625.00	\$231,982.47
CG CONSTRUCTION SUPPLY COMPANY INC	AFRICAN AMERICAN	\$32,231.41	\$56,840.46	\$104,154.09	\$193,225.96
JP EXCAVATING AND TRUCKING	AFRICAN AMERICAN	\$138,335.40	\$28,379.25	\$13,194.80	\$179,909.45
NEW BEGINNINGS CONTRACTORS INCORPORATED	AFRICAN AMERICAN	\$82,069.00	\$85,715.00		\$167,784.00
PAGE SECURITY & INVESTIGATIONS INC	AFRICAN AMERICAN			\$152,130.04	\$152,130.04
PRODUCTION DISTRIBUTION COMPANIES	AFRICAN AMERICAN	\$21,998.47	\$21,261.51	\$93,533.60	\$136,793.58
DUST EM CLEAN MAINTENANCE COMPANY INC	AFRICAN AMERICAN	\$22,277.46	\$43,400.36	\$26,040.20	\$91,718.02
DAVID MASON ASSOCIATES OF ILLINOIS LTD	AFRICAN AMERICAN	\$38,115.00	\$39,802.50	\$11,298.00	\$89,215.50
EAGLE-NICHOLS INC	AFRICAN AMERICAN	\$87,739.62			\$87,739.62
ELETE CONSTRUCTION AND ENVIRONMENTAL INC	AFRICAN AMERICAN		\$73,228.50	\$3,453.25	\$76,681.75
EXPRESS ELECTRIC SUPPLY	AFRICAN AMERICAN	\$67,103.10	\$504.00	\$848.09	\$68,455.19
BOWA GROUP INCORPORATED	AFRICAN AMERICAN			\$56,045.00	\$56,045.00
WEBB ENGINEERING SERVICES INC	AFRICAN AMERICAN	\$814.80	\$7,925.90	\$30,542.70	\$39,283.40
BURCHELL UPHOLSTERY INC	AFRICAN AMERICAN			\$37,500.00	\$37,500.00
MAINTENANCE SOLUTIONS INC	AFRICAN AMERICAN	\$1,890.00		\$29,160.00	\$31,050.00
MCKISSACK AND MCKISSACK MIDWEST INC	AFRICAN AMERICAN	\$14,361.90	\$13,440.94	\$3,243.78	\$31,046.62
MODESTO MANAGEMENT LLC	AFRICAN AMERICAN	\$6,350.00	\$9,196.00	\$13,193.00	\$28,739.00
GRANT LAW LLC	AFRICAN AMERICAN	\$1,178.65	\$4,766.50	\$22,067.50	\$28,012.65
SP MURPHY INC	AFRICAN AMERICAN			\$24,460.00	\$24,460.00
STITCH ME LLC	AFRICAN AMERICAN		\$22,025.01		\$22,025.01
THE RODERICK GROUP DBA ARDMORE RODERICK	AFRICAN AMERICAN	\$20,000.00			\$20,000.00
HALO SECURITY GROUP LLC	AFRICAN AMERICAN			\$18,466.00	\$18,466.00
EX3 LABS LLC	AFRICAN AMERICAN	\$18,460.00			\$18,460.00
WALKERHEALTHCAREIT	AFRICAN AMERICAN			\$17,628.20	\$17,628.20
RUDD RESOURCES LLC	AFRICAN AMERICAN	\$17,000.00			\$17,000.00
SOAR STRATEGIES INC	AFRICAN AMERICAN	\$12,500.00	\$4,500.00		\$17,000.00
SLG INNOVATION INC	AFRICAN AMERICAN		\$7,450.00	\$8,225.00	\$15,675.00
DLV PRINTING SERVICE INCORPORATED	AFRICAN AMERICAN	\$8,070.25	\$6,178.65		\$14,248.90
JC GROUP ILLINOIS LLC	AFRICAN AMERICAN		\$8,820.00	\$3,780.00	\$12,600.00
NORFLO HOLDING CORPORATION	AFRICAN AMERICAN		\$7,080.00	\$3,068.94	\$10,148.94
MIDWAY BROADCASTING CORPORATION/WVON VONTV WRLL	AFRICAN AMERICAN	\$4,000.00		\$5,000.00	\$9,000.00
INTRALINK GLOBAL LLC/PURPOSE BRAND LLC	AFRICAN AMERICAN	\$7,000.00			\$7,000.00
ENVIRONMENTAL DESIGN INTERNATIONAL INC	AFRICAN AMERICAN		\$5,938.50		\$5,938.50
SYNCHRONOUS SOLUTIONS INC/SYNCH-SOLUTIONS	AFRICAN AMERICAN	\$4,800.00			\$4,800.00
C4 PETROLEUM TRANSPORT INC	AFRICAN AMERICAN		\$1,356.45	\$2,559.00	\$3,915.45
ZUBER LAWLER LLP	AFRICAN AMERICAN		\$3,774.12		\$3,774.12
VICTORY PHARMACY OF DECATUR INC/VICTORY MEDICAL EQUIPMENT	AFRICAN AMERICAN	\$1,622.77	\$634.43	\$1,101.70	\$3,358.90
IFR HOLDINGS LLC KILO SERIES/NEELY PROCUREMENT SOLUTIONS LLC	AFRICAN AMERICAN			\$3,307.00	\$3,307.00
FELLOWSHIP FLEET	AFRICAN AMERICAN	\$1,763.52	\$729.00		\$2,492.52
DAMRON CORPORATION	AFRICAN AMERICAN			\$1,248.00	\$1,248.00
AARON BROS MOVING SYSTEM INC	AFRICAN AMERICAN		\$1,223.50		\$1,223.50
MARSUZETTE WALKER/DISCOVERY PROMOTIONS AND MERCHANDISING	AFRICAN AMERICAN		\$1,082.70		\$1,082.70
POWELL III	AFRICAN AMERICAN		\$1,000.00		\$1,000.00
ROYAL PEST ELIMINATION	AFRICAN AMERICAN	\$400.00	\$400.00		\$800.00
NELSON TRANSPORT SERVICES INC	AFRICAN AMERICAN		\$718.52		\$718.52
BJ'S TRANSPORTATION INC	AFRICAN AMERICAN			\$490.00	\$490.00
CONTINENTAL PAINTING DECORATING	AFRICAN AMERICAN		\$305.55		\$305.55
JAMES PEST CONTROL INCORPORATED	AFRICAN AMERICAN	\$220.00			\$220.00
F J ROBINSONS CONTRACTING	AFRICAN AMERICAN	\$206.22			\$206.22
E KING CONSTRUCTION CO INC	AFRICAN AMERICAN			\$200.00	\$200.00
<b>TOTAL</b>		<b>4,350,081</b>	<b>4,600,907</b>	<b>5,919,520</b>	<b>14,870,507</b>

FY23 Q3 DIVERSITY SPEND BY VENDOR  
July 1, 2022 through March 31, 2023

VENDOR NAME	Minority-Category	FY23 Q1 (Through 9/30/2022)	FY23 Q2 (Through 12/31/2022)	FY23 Q3 (Through 3/31/2023)	FY23 Q3 (Through 3/31/2023)
PACE SYSTEMS INC	ASIAN AMERICAN	\$3,094,370.35	\$409,992.63	\$759,122.11	\$4,263,485.09
MECCOR INDUSTRIES LTD	ASIAN AMERICAN	\$1,557,763.62	\$567,286.87	\$951,903.41	\$3,076,953.90
RUBINOS AND MESIA ENGINEERS INC	ASIAN AMERICAN	\$224,913.84	\$270,381.23	\$185,241.30	\$680,536.37
RTM ENGINEERING CONSULTANTS LLC	ASIAN AMERICAN	\$175,460.00	\$58,482.43	\$56,028.53	\$289,970.96
HR SUPPORT INC	ASIAN AMERICAN		\$250,300.00		\$250,300.00
VIVA USA INCORPORATED	ASIAN AMERICAN	\$19,378.65	\$84,107.50	\$34,478.25	\$137,964.40
SNTIAL TECHNOLOGIES INCORPORATED	ASIAN AMERICAN	\$27,570.00	\$39,800.00	\$61,980.00	\$129,350.00
CCS INTERNATIONAL INC	ASIAN AMERICAN	\$25,000.00	\$15,000.00	\$51,783.20	\$91,783.20
NOVAMED INC	ASIAN AMERICAN	\$27,443.00	\$30,204.00	\$25,779.99	\$83,426.99
SITE DESIGN GROUP LTD	ASIAN AMERICAN	\$43,015.00	\$28,340.00	\$11,725.00	\$83,080.00
RTM AND ASSOCIATES INC	ASIAN AMERICAN	\$51,469.86	\$28,368.37	\$2,177.70	\$82,015.93
STEARNJOGLEKAR LTD	ASIAN AMERICAN		\$17,435.00	\$59,545.26	\$76,980.26
CITTA PARTNERSHIP LLC	ASIAN AMERICAN	\$10,000.00		\$57,000.00	\$67,000.00
MDC ARCHITECTS PC	ASIAN AMERICAN			\$57,816.50	\$57,816.50
CARDINAL STATE LLC	ASIAN AMERICAN	\$44,662.50			\$44,662.50
CLOVITY INC	ASIAN AMERICAN	\$9,000.00	\$26,025.00	\$3,975.00	\$39,000.00
SPV ASSOCIATES INC	ASIAN AMERICAN		\$32,000.00	\$7,000.00	\$39,000.00
EKLA CORPORATION	ASIAN AMERICAN	\$11,048.64	\$9,930.95	\$18,002.99	\$38,982.58
SUNRISE HITEK GROUP LLC/SUNRISE DIGITAL	ASIAN AMERICAN	\$6,272.00	\$28,216.00	\$3,736.00	\$38,224.00
SHEN MILSOM WILKE LLC	ASIAN AMERICAN	\$292.00	\$11,329.25	\$22,923.68	\$34,544.93
TRUONG ENTERPRISES INC	ASIAN AMERICAN		\$11,156.00	\$22,925.00	\$34,081.00
AC GENTROL INCORPORATED	ASIAN AMERICAN			\$27,798.10	\$27,798.10
NEXT GENERATION TECHNOLOGY INC	ASIAN AMERICAN	\$15,325.00	\$8,850.00		\$24,175.00
NAK-MAN CORP	ASIAN AMERICAN	\$5,957.96	\$8,663.78	\$9,045.77	\$23,667.51
AGILE N2N INC	ASIAN AMERICAN	\$16,050.00	\$4,650.00	\$2,077.13	\$22,777.13
VISTARA CONSTRUCTION SERVICES INC	ASIAN AMERICAN		\$6,851.00	\$11,875.00	\$18,726.00
INNLEADAIR LLC	ASIAN AMERICAN	\$16,200.00			\$16,200.00
QUIGG ENGINEERING INC	ASIAN AMERICAN		\$9,781.65		\$9,781.65
CRYSTAL CHEM INCORPORATED	ASIAN AMERICAN	\$1,015.00	\$485.00	\$6,770.00	\$8,270.00
DAS CONSULTING SERVICES LLC	ASIAN AMERICAN		\$3,248.00	\$4,670.40	\$7,918.40
MEDSTAR LABORATORY INC	ASIAN AMERICAN	\$2,365.95	\$3,694.12	\$1,681.98	\$7,742.05
VR DIVERSE INC	ASIAN AMERICAN			\$3,057.00	\$3,057.00
MODE ARCHITECTS PC	ASIAN AMERICAN	\$914.01	\$2,112.99		\$3,027.00
DIAGNOCINE LLC	ASIAN AMERICAN		\$585.00		\$585.00
HANSON INFORMATION SYSTEMS INCORPORATED	ASIAN AMERICAN	\$105.00	\$260.00	\$135.00	\$500.00
TOTAL		5,385,592	1,967,537	2,460,254	9,813,383

FY23 Q3 DIVERSITY SPEND BY VENDOR  
July 1, 2022 through March 31, 2023

VENDOR NAME	Minority-Category	FY23 Q1 (Through 9/30/2022)	FY23 Q2 (Through 12/31/2022)	FY23 Q3 (Through 3/31/2023)	FY23 Q3 (Through 3/31/2023)
ACCEL CONSTRUCTION SERVICES GROUP LLC	HISPANIC AMERICAN	\$1,189,943.93	\$1,017,035.60	\$354,728.66	\$2,561,708.19
MONTERREY SECURITY CONSULTANTS INC	HISPANIC AMERICAN	\$527,804.98	\$561,911.30	\$1,437,817.86	\$2,527,534.14
VARGAS GROUP INC	HISPANIC AMERICAN	\$407,947.00	\$326,047.00	\$568,200.66	\$1,302,194.66
ZION CLOUD SOLUTIONS LLC	HISPANIC AMERICAN	\$248,296.00	\$530,072.00	\$384,532.00	\$1,162,900.00
CHICAGO PIPE BOILER COVERING	HISPANIC AMERICAN		\$995,890.50		\$995,890.50
APACHE CO INC/APACHE SERVICE AND SUPPLY CO	HISPANIC AMERICAN	\$235,363.50	\$293,849.67	\$387,171.61	\$916,384.78
MARKET CONTRACTING SERVICES INC	HISPANIC AMERICAN	\$147,083.94	\$193,443.64	\$205,273.70	\$545,801.28
SPECIALTY CONSULTING INC	HISPANIC AMERICAN		\$524,600.00		\$524,600.00
MIDWAY CONTRACTING GROUP LLC	HISPANIC AMERICAN	\$117,039.83	\$287,586.81	\$65,382.58	\$470,009.22
CRISTINA FOODS INC	HISPANIC AMERICAN		\$242,510.09	\$86,529.73	\$329,039.82
GONZALEZ IRON WORKS LLC	HISPANIC AMERICAN		\$75,518.73	\$241,856.73	\$317,375.46
CSI 3000 INC	HISPANIC AMERICAN	\$122,976.05	\$42,286.82	\$110,908.35	\$276,171.22
TORO CONSTRUCTION CORP	HISPANIC AMERICAN	\$209,055.21	\$63,892.87	\$272,948.08	
ESCARPITA CONSTRUCTION COMPANY INC	HISPANIC AMERICAN	\$177,582.70	\$24,972.75	\$20,567.57	\$223,123.02
OAKTON ARCHITECTURAL GLASS LLC	HISPANIC AMERICAN	\$109,293.75	\$97,475.72	\$10,133.24	\$216,902.71
PURE ELECTRIC INC	HISPANIC AMERICAN	\$14,354.64	\$44,735.40	\$145,750.39	\$204,840.43
ROMINE COMMERCIAL PAINTING INC	HISPANIC AMERICAN		\$42,220.00	\$134,150.00	\$176,370.00
DEKAYO CORPORATION DBA ORTIZ CONTRACTING GROUP	HISPANIC AMERICAN	\$3,500.00	\$25,092.00	\$139,624.34	\$168,216.34
BRANDENBURGER PLUMBING INC	HISPANIC AMERICAN	\$26,954.49	\$36,719.50	\$93,270.70	\$156,944.69
TERRA DEMOLITION	HISPANIC AMERICAN	\$39,625.90	\$37,487.20	\$67,614.40	\$144,727.50
RAMIREZ GROUP LLC	HISPANIC AMERICAN	\$25,686.77		\$112,754.37	\$138,441.14
BROEREN RUSSO BUILDERS INC.	HISPANIC AMERICAN	\$7,550.00	\$60,641.00	\$49,807.79	\$117,998.79
CRAFT MECHANICAL	HISPANIC AMERICAN		\$46,452.00	\$69,825.62	\$116,277.62
GLOBAL WATER TECHNOLOGY INC	HISPANIC AMERICAN	\$28,019.45	\$26,190.26	\$57,242.89	\$111,452.60
DUMEX CONSTRUCTION COMPANY	HISPANIC AMERICAN			\$108,400.28	\$108,400.28
INFINITY TRANSPORTATION MANAGEMENT LLC	HISPANIC AMERICAN	\$29,640.86	\$63,884.58	\$4,196.44	\$97,721.88
OMEGA CONSTRUCTION SERVICES INC	HISPANIC AMERICAN		\$50,310.00	\$40,248.00	\$90,558.00
INTEGRATED DEMOLITION SERVICE LLC	HISPANIC AMERICAN	\$78,480.73		\$3,300.00	\$81,780.73
ALL MASONRY CONSTRUCTION CO INC DBA ALL CONSTRUCTION GROUP	HISPANIC AMERICAN	\$20,818.94	\$53,955.16		\$74,774.10
KES PROTECHS COMPANY	HISPANIC AMERICAN			\$68,887.40	\$68,887.40
SPEEDY GONZALEZ LANDSCAPING INC	HISPANIC AMERICAN		\$67,511.13		\$67,511.13
VIRTUAL ENERGY SOLUTIONS INC	HISPANIC AMERICAN	\$29,250.00	\$25,250.00	\$3,250.00	\$57,750.00
BAUTISTA ELECTRIC ENTERPRISES INC	HISPANIC AMERICAN	\$52,900.00			\$52,900.00
MUNDO ELECTRIC CO	HISPANIC AMERICAN			\$48,366.00	\$48,366.00
NEW ERA PAINTING INC	HISPANIC AMERICAN	\$18,720.00	\$23,400.00	\$4,890.00	\$47,010.00
VALOR TECHNOLOGIES INC	HISPANIC AMERICAN	\$17,667.90	\$1,963.10	\$27,102.50	\$46,733.50
METAPHRASIS LANGUAGE AND CULTURAL SOLUTIONS LLC	HISPANIC AMERICAN	\$14,314.37	\$12,438.00	\$16,039.15	\$42,791.52
SANTOS MCLEESE LLC	HISPANIC AMERICAN	\$10,000.00	\$10,000.00	\$19,500.00	\$39,500.00
JC INSULATION INC	HISPANIC AMERICAN		\$2,187.00	\$36,000.00	\$38,187.00
VERIO GRAPHICS LLC	HISPANIC AMERICAN		\$36,087.00		\$36,087.00
AMAZING EDIBLES LTD	HISPANIC AMERICAN	\$20,400.00	\$3,155.00	\$11,660.00	\$35,215.00
OLD VETERAN CONSTRUCTION INC	HISPANIC AMERICAN			\$33,354.00	\$33,354.00
MEP INFRASTRUCTURE SOLUTIONS INCORPORATED	HISPANIC AMERICAN	\$12,901.50	\$16,224.85	\$3,853.25	\$32,979.60
WOLF ELECTRICAL SUPPLY COMPANY	HISPANIC AMERICAN	\$3,834.30	\$9,959.33	\$14,536.94	\$28,330.57
AMERICAN SURVEYING AND ENGINEERING PC	HISPANIC AMERICAN	\$27,012.10			\$27,012.10
EFFICIENT TRUCKING INC	HISPANIC AMERICAN			\$26,400.43	\$26,400.43
CRUZ BROTHERS CONSTRUCTION COMPANY INC	HISPANIC AMERICAN		\$24,880.50		\$24,880.50
COMMAND MECHANICAL GROUP	HISPANIC AMERICAN	\$23,553.90			\$23,553.90
NORMAL LLC	HISPANIC AMERICAN	\$7,500.00	\$5,000.00	\$10,000.00	\$22,500.00
DURANGO PAINTING INC	HISPANIC AMERICAN	\$2,016.00	\$12,780.00	\$6,705.00	\$21,501.00
NESTBUILDERS INC DBA DBHMS	HISPANIC AMERICAN	\$12,495.00	\$6,365.00	\$945.00	\$19,805.00
DAVID GOMEZ PARTNERS INC	HISPANIC AMERICAN			\$19,000.00	\$19,000.00
MERCOMMBE INC	HISPANIC AMERICAN	\$17,932.50			\$17,932.50
DELANO INC	HISPANIC AMERICAN	\$17,100.00			\$17,100.00
GLOBAL MAINTENANCE SOLUTIONS	HISPANIC AMERICAN	\$4,778.41	\$4,715.45	\$7,015.48	\$16,509.34
SANCHEZ AND DANIELS AND HOFFMAN LLP	HISPANIC AMERICAN	\$14,635.00	\$740.00		\$15,375.00
TORRES ELECTRICAL CONTRACTORS LLC	HISPANIC AMERICAN		\$15,252.28		\$15,252.28
DIVERSIFIED CONSTRUCTION SERVICES LLC	HISPANIC AMERICAN	\$14,400.00			\$14,400.00
CITY LIGHTS LTD	HISPANIC AMERICAN	\$13,500.00			\$13,500.00
ARIES CHARTER TRANSPORTATION INCORPORATED	HISPANIC AMERICAN		\$4,338.22	\$6,139.63	\$10,477.85
TRUCK TIRE SALES INC	HISPANIC AMERICAN		\$6,308.73	\$3,639.46	\$9,948.19
US MESSENGER AND LOGISTICS INC/USM LOGISTICS US MESSENGER	HISPANIC AMERICAN	\$4,128.02	\$3,497.16	\$1,168.87	\$8,794.05
BARRICADE LITES INC	HISPANIC AMERICAN		\$1,677.50	\$5,692.50	\$7,370.00
MORENO ARCHITECTS LTD/JGMA	HISPANIC AMERICAN		\$4,000.00	\$3,000.00	\$7,000.00
UNITED SCAFFOLDING INC	HISPANIC AMERICAN		\$1,950.00	\$4,600.00	\$6,550.00
PRO NOVA CONTRACTING LLC	HISPANIC AMERICAN		\$5,921.00		\$5,921.00
URBAN WORKS LTD	HISPANIC AMERICAN		\$4,314.62	\$807.20	\$5,121.82
NASAW DOUGLASS AND ASSOC LTD/MCFARLANE DOUGLASS AND COMPAN	HISPANIC AMERICAN	\$3,278.00		\$1,788.00	\$5,066.00
PHILOMATHY DIGITAL MEDIA MARKETING LLC	HISPANIC AMERICAN	\$2,500.00	\$2,250.00		\$4,750.00
ARIAS INFORMATION SOLUTIONS LLC	HISPANIC AMERICAN		\$2,900.00	\$1,540.00	\$4,440.00
AGUA PLUMBING INC	HISPANIC AMERICAN			\$4,000.00	\$4,000.00
PROFASTS INC	HISPANIC AMERICAN	\$3,063.00			\$3,063.00
ABITUA SEWER WATER PLUMBING INC	HISPANIC AMERICAN	\$3,024.00			\$3,024.00
MIDWEST MOVING AND STORAGE INC	HISPANIC AMERICAN			\$2,200.00	\$2,200.00
ARAIZA CORPORATION	HISPANIC AMERICAN		\$1,830.00		\$1,830.00
VETERAN SOURCE	HISPANIC AMERICAN		\$1,620.00		\$1,620.00
PANIAGUA GROUP INC	HISPANIC AMERICAN	\$1,269.10			\$1,269.10
LATINO EXPRESS INC	HISPANIC AMERICAN			\$700.00	\$1,025.00
A ALVA ROSALES & ASSOCS LTD	HISPANIC AMERICAN		\$300.00	\$300.00	\$600.00
A MAESTRANZI SONS KNIFE SERVICES LLC	HISPANIC AMERICAN			\$198.00	\$198.00
TOTAL		4,119,192	6,020,029	5,356,460	15,495,680

FY23 Q3 DIVERSITY SPEND BY VENDOR

July 1, 2022 through March 31, 2023

VENDOR NAME	Minority-Category	FY23 Q1 (Through 9/30/2022)	FY23 Q2 (Through 12/31/2022)	FY23 Q3 (Through 3/31/2023)	FY23 Q3 (Through 3/31/2023)
<u>MUST BUY ENOUGH FENCE INC</u>	NATIVE AMERICAN	\$9,517.50		\$4,500.00	\$14,017.50

TOTAL	9,518	0	4,500	14,018
-------	-------	---	-------	--------



FY23 Q3 DIVERSITY SPEND BY VENDOR  
July 1, 2022 through March 31, 2023

VENDOR NAME	Minority-Category	FY23 Q1 (Through 9/30/2022)	FY23 Q2 (Through 12/31/2022)	FY23 Q3 (Through 3/31/2023)	FY23 Q3 (Through 3/31/2023)
PIER GROUP LLC	WOMAN-OWNED	\$2,753,434.40	\$10,240,633.22	\$3,086,504.39	\$16,080,572.01
CCC HOLDINGS INCORPORATED/CHICAGO COMMERCIAL CONSTRUCTION	WOMAN-OWNED	\$2,220,055.03	\$1,364,405.44	\$943,707.16	\$4,528,167.63
CENTRAL STATES MEDIA	WOMAN-OWNED	\$754,541.40	\$1,036,601.85	\$1,754,153.05	\$3,545,296.30
WOLF ELECTRIC INCORPORATED	WOMAN-OWNED	\$304,191.82	\$972,533.62	\$494,772.29	\$1,771,497.73
OLYMPIC CONSTRUCTION COMPANY LLC	WOMAN-OWNED	\$97,966.00	\$562,460.61	\$344,944.47	\$1,005,371.08
KRUT'S ELECTRIC INCORPORATED	WOMAN-OWNED	\$315,678.52	\$356,077.88	\$207,003.00	\$878,759.40
GLESCO ELECTRIC INCORPORATED	WOMAN-OWNED	\$215,692.91	\$435,731.24	\$140,555.53	\$791,979.68
COMMERCIAL FLOOR COVERING INC/TSI COMMERCIAL FLOOR COVERING	WOMAN-OWNED	\$382,159.85	\$146,706.40	\$205,032.80	\$733,899.05
GREAT LAKES LANDSCAPE COMPANY	WOMAN-OWNED	\$198,480.87	\$392,038.74	\$130,846.65	\$721,366.26
MBB ENTERPRISES OF CHICAGO INC	WOMAN-OWNED			\$667,406.05	\$667,406.05
AUTUMN CONSTRUCTION SERVICES INC	WOMAN-OWNED	\$365,389.85	\$260,265.71	\$6,499.90	\$632,155.46
CANINO ELECTRIC CO	WOMAN-OWNED	\$80,933.40	\$332,669.76	\$202,202.46	\$615,805.62
BAILEY EDWARD DESIGN INC	WOMAN-OWNED	\$247,405.15	\$167,540.49	\$135,139.20	\$550,084.84
JRH ENTERPRISES INC	WOMAN-OWNED	\$393,967.68		\$132,497.10	\$526,464.78
DCC MARKETING LLC	WOMAN-OWNED	\$133,309.89	\$48,006.97	\$343,928.28	\$525,245.14
VON ALST OPERATING LLC	WOMAN-OWNED	\$232,693.88	\$203,066.14	\$28,629.90	\$464,389.92
G COOPER OIL COMPANY INC	WOMAN-OWNED	\$58,706.97	\$296,265.84	\$103,278.10	\$458,250.91
ANDERSON LOCK COMPANY LTD	WOMAN-OWNED	\$154,285.41	\$65,308.16	\$229,159.19	\$448,752.76
DILLON REPORTING SERVICE	WOMAN-OWNED	\$85,282.50	\$194,135.00	\$144,608.00	\$424,025.50
ILLINI SUPPLY INCORPORATED	WOMAN-OWNED	\$2,388.80	\$408,991.17	\$235.00	\$411,614.97
CT MECHANICAL	WOMAN-OWNED	\$100,537.78	\$101,002.34	\$175,065.65	\$376,605.77
BIG PICTURE MARKETING INCORPORATED	WOMAN-OWNED	\$303,315.90	\$29,788.50	\$30,366.83	\$363,471.23
REIFSTECK REID COMPANY ARCHITECTS	WOMAN-OWNED		\$160,084.02	\$187,743.42	\$347,827.44
TITAN INDUSTRIES INC	WOMAN-OWNED	\$166,791.60	\$165,725.69	\$10,189.95	\$342,707.24
GORDON ELECTRIC SUPPLY	WOMAN-OWNED	\$133,637.74	\$75,598.65	\$95,834.07	\$305,070.46
SUPERIOR FLOOR COVERING INC	WOMAN-OWNED	\$42,004.00	\$80,002.50	\$172,360.60	\$294,367.10
FRANKLYNN INC/CHEMICAL MAINTENANCE INC CMI	WOMAN-OWNED	\$75,946.86	\$121,201.97	\$96,361.52	\$293,510.35
RESOURCE ONE OF ILLINOIS LTD	WOMAN-OWNED	\$112,440.53	\$48,885.24	\$129,733.69	\$291,059.46
KAVE INC	WOMAN-OWNED	\$125,775.60	\$161,815.57		\$287,591.17
ON THE JOB CONSULTING INC/PIXO	WOMAN-OWNED		\$154,554.00	\$127,133.50	\$281,687.50
ELLISON GROUP INC	WOMAN-OWNED	\$5,153.12	\$4,480.00	\$260,970.49	\$270,603.61
CHRISTY WEBBER AND CO/CHRISTY WEBBER LANDSCAPES	WOMAN-OWNED	\$89,536.24	\$125,390.53	\$49,427.33	\$264,354.10
M HARRIS AND CO	WOMAN-OWNED		\$162,600.00	\$93,195.00	\$255,795.00
PEDIATRIC INTERACTIONS INCORPORATED	WOMAN-OWNED	\$103,241.11	\$74,926.70	\$66,514.09	\$244,681.90
MOS ELECTRICAL MANUFACTURING SUPPLY LLC	WOMAN-OWNED	\$83,977.19	\$113,034.37		\$197,011.56
ROSS BARNEY ARCHITECTS INC	WOMAN-OWNED	\$64,599.52	\$131,500.00		\$196,099.52
PHD SERVICES LLC	WOMAN-OWNED	\$43,637.04	\$51,033.07	\$81,158.02	\$175,828.13
PRIMERA ENGINEERS LTD	WOMAN-OWNED	\$72,775.68	\$66,293.39	\$33,782.75	\$172,851.82
SOUTHLAND CUSTOM DECORATING INC	WOMAN-OWNED	\$117,445.00	\$54,970.00		\$172,415.00
AIR DESIGN SYSTEMS	WOMAN-OWNED	\$64,674.00	\$9,347.00	\$72,702.00	\$146,723.00
PRAIRIE RESTORATIONS INCORPORATED	WOMAN-OWNED	\$34,555.20	\$108,205.13	\$3,364.31	\$146,124.64
WATTS COPY SYSTEMS INC	WOMAN-OWNED	\$41,271.23	\$49,758.28	\$46,048.80	\$137,078.31
ACTIVE ELECTRICAL SUPPLY COMPANY	WOMAN-OWNED	\$2,532.50	\$132,198.35		\$134,730.85
LIMBAUGH CONSTRUCTION CO INC	WOMAN-OWNED	\$131,783.64			\$131,783.64
M AND G GRAPHICS INC	WOMAN-OWNED	\$4,015.00	\$89,948.75	\$28,560.00	\$122,523.75
DOYLE ASSOCIATES ARCHITECTS AND INTERIOR DESIGNERS	WOMAN-OWNED		\$52,186.05	\$67,854.00	\$120,040.05
CARMINATI CONSULTING INC	WOMAN-OWNED	\$114,208.00	\$2,940.00		\$117,148.00
COMPLETE CUSTOM SERVICES INC	WOMAN-OWNED	\$43,464.00		\$65,029.00	\$108,493.00
COLMAN BROHAN AND DAVIS INC/CBD MARKETING	WOMAN-OWNED	\$29,333.97	\$77,614.44		\$106,948.41
QC ENTERPRISES INC	WOMAN-OWNED	\$9,310.00	\$75,847.05	\$19,706.60	\$104,863.65
BRUSH ARCHITECTS LLC	WOMAN-OWNED		\$57,691.00	\$37,100.00	\$94,791.00
NICKA AND ASSOCIATES INC	WOMAN-OWNED	\$24,040.50	\$35,362.25	\$32,637.00	\$92,039.75
TGDA LANDSCAPE ARCHITECTURE PLLC	WOMAN-OWNED			\$91,413.00	\$91,413.00
FH CANN AND ASSOCIATES INC	WOMAN-OWNED		\$40,593.47	\$45,509.32	\$86,102.79
ALTUSWORKS INCORPORATED	WOMAN-OWNED	\$21,914.00	\$25,419.63	\$36,097.51	\$83,431.14
RD MCMILLEN ENTERPRISES INCORPORATED	WOMAN-OWNED	\$29,913.79	\$49,929.51		\$79,843.30
CHICAGO COMMUNICATIONS LLC	WOMAN-OWNED	\$675.75	\$71,509.05	\$6,593.00	\$78,777.80
JENNINGS PAINTING INC	WOMAN-OWNED		\$22,785.00	\$53,117.00	\$75,902.00
HILLCO DISTRIBUTING	WOMAN-OWNED			\$75,504.29	\$75,504.29
MARSHA L NORRIS DBA MLN ENTERPRISE	WOMAN-OWNED	\$8,158.50	\$55,278.09	\$4,342.28	\$67,778.87
CMMS EXCELERATION INCORPORATED	WOMAN-OWNED	\$31,200.00	\$34,500.00		\$65,700.00
POOL ADMINISTRATORS INCORPORATED	WOMAN-OWNED	\$12,973.71	\$22,120.92	\$30,361.92	\$65,456.55
DOETSCH CONTRACTORS INC	WOMAN-OWNED	\$12,685.19		\$51,275.81	\$63,961.00
EVERY BLOOMIN INDUSTRIAL SUPPLYINC	WOMAN-OWNED		\$21,915.00	\$40,491.00	\$62,406.00
ELECTRICAL CONTRACTORS INC	WOMAN-OWNED	\$264.00	\$18,046.00	\$43,124.00	\$61,434.00
EIP INC/ENERGY IMPROVEMENT PRODUCTS	WOMAN-OWNED	\$1,400.00	\$21,659.40	\$37,191.00	\$60,250.40
DRAPERIES AND INTERIORS BY DESIGN INCORPORATED	WOMAN-OWNED	\$35,400.00	\$6,664.00	\$17,703.00	\$59,767.00

FY23 Q3 DIVERSITY SPEND BY VENDOR  
July 1, 2022 through March 31, 2023

CHICAGO AREA PLUMBING MECHANICAL INCORPORATED	WOMAN-OWNED		\$3,847.50	\$55,080.00	\$58,927.50
BELLA BAGNO INC	WOMAN-OWNED	\$26,952.40	\$22,419.60	\$8,706.80	\$58,078.80
TRANSFORMATIONS BY WIELAND INC	WOMAN-OWNED	\$18,348.18		\$38,126.51	\$56,474.69
EVERGREEN SUPPLY	WOMAN-OWNED	\$3,729.50	\$50,373.08		\$54,102.58
ALPINE DEMOLITION	WOMAN-OWNED		\$53,497.43		\$53,497.43
YOUR PARTNER PROMOTIONS INC	WOMAN-OWNED	\$19,760.75	\$26,720.63	\$6,494.49	\$52,975.87
OCCUPATIONAL TRAINING AND SUPPLY INC	WOMAN-OWNED	\$9,001.80	\$8,999.29	\$33,467.29	\$51,468.38
AMERICAN PRECISION SUPPLY INC	WOMAN-OWNED	\$15,198.76	\$24,612.30	\$10,565.11	\$50,376.17
SCHOMBURG AND SCHOMBURG CONSTRUCTION INC	WOMAN-OWNED	\$45,469.21		\$3,915.00	\$49,384.21
GHK ARCHITECT/MKB ARCHITECTS LLC	WOMAN-OWNED		\$48,300.00		\$48,300.00
JOHNSON LASKY KINDELIN ARCHITECTS INC	WOMAN-OWNED		\$28,688.00	\$17,428.28	\$46,116.28
AARON ENGINEERING SERVICES	WOMAN-OWNED	\$8,325.00	\$26,060.00	\$10,120.00	\$44,505.00
PRAIRIE ENGINEERS PC	WOMAN-OWNED	\$8,198.13	\$4,448.00	\$31,311.00	\$43,957.13
MJB DECORATING INC	WOMAN-OWNED	\$653.00	\$2,723.04	\$36,166.44	\$39,542.48
PIVOT DESIGN INC	WOMAN-OWNED	\$29,325.00	\$7,175.00		\$36,500.00
ELIZABETH A BLANKENSHIP DBA BPI TESTING LLC	WOMAN-OWNED	\$7,584.00		\$28,430.00	\$36,014.00
MILLAR CONSTRUCTION INC	WOMAN-OWNED		\$25,992.00	\$8,549.33	\$34,541.33
ADCO ADVERTISING AGENCY INC	WOMAN-OWNED	\$2,624.00	\$4,544.00	\$25,000.00	\$32,168.00
HENRY STREET SOLUTIONS INC/LEADING HEALTHY FUTURES	WOMAN-OWNED	\$3,400.00		\$27,525.00	\$30,925.00
TILTON KELLY AND BELL LLC	WOMAN-OWNED		\$7,000.00	\$23,145.37	\$30,145.37
ACACIA FINANCIAL GROUP INC	WOMAN-OWNED	\$15,000.00	\$7,500.00	\$7,500.00	\$30,000.00
HYGIENEERING INC	WOMAN-OWNED		\$6,700.00	\$19,983.10	\$26,683.10
CALUMET DECORATING SERVICE INC	WOMAN-OWNED	\$14,659.00	\$3,110.40	\$8,676.90	\$26,446.30
CORINSTALLATION FURNITURE AND SUPPLY LLC	WOMAN-OWNED		\$26,348.90		\$26,348.90
BEHIND THE SCENES CHICAGO LLC/PARAMOUNT EVENTS	WOMAN-OWNED	\$21,651.39		\$3,377.11	\$25,028.50
KBI CUSTOM CASE INC	WOMAN-OWNED	\$6,840.00	\$13,680.00	\$2,280.00	\$22,800.00
DUNKER ELECTRIC SUPPLY INC	WOMAN-OWNED	\$20,097.43	\$987.55	\$1,464.88	\$22,549.86
DASHCOINC	WOMAN-OWNED			\$21,448.80	\$21,448.80
ANZY SUPPLY INC	WOMAN-OWNED			\$19,954.24	\$19,954.24
POPPIE'S DOUGH OF ILLINOIS INC	WOMAN-OWNED			\$19,524.90	\$19,524.90
HAGERMAN AND COMPANY INC	WOMAN-OWNED		\$19,429.02		\$19,429.02
INSULATION PARTNERS INC	WOMAN-OWNED		\$16,353.00	\$2,988.90	\$19,341.90
FICEK ELECTRIC & COMMUNICATION SYSTEMS, INC.	WOMAN-OWNED		\$16,610.00	\$2,049.56	\$18,659.56
DISPOSALL WASTE SERVICES LLC	WOMAN-OWNED			\$18,635.15	\$18,635.15
YELLOW ARROWS LLC	WOMAN-OWNED			\$17,250.00	\$17,250.00
KELLEY ORNAMENTAL IRON	WOMAN-OWNED		\$16,875.00		\$16,875.00
UPLAND DESIGN LTD	WOMAN-OWNED	\$15,366.75	\$1,332.42		\$16,699.17
PROGRESSIVE INDUSTRIES INC	WOMAN-OWNED	\$4,738.76	\$4,794.56	\$7,138.80	\$16,672.12
COTTER CONSULTING INC	WOMAN-OWNED	\$16,177.50			\$16,177.50
WORLD OF PROMOTIONS	WOMAN-OWNED	\$327.60	\$1,970.00	\$13,517.50	\$15,815.10
JAMESON SHEET METAL INC	WOMAN-OWNED			\$15,622.00	\$15,622.00
THIRD COAST CONSERVATION LLC	WOMAN-OWNED		\$15,094.00		\$15,094.00
ILLINI FIRE EQUIPMENT CO INC	WOMAN-OWNED	\$6,191.00	\$1,347.25	\$7,058.75	\$14,597.00
MARUCCO STODDARD FERENBACH & WALSH INC	WOMAN-OWNED		\$9,800.00	\$4,500.00	\$14,300.00
PROTYPE PRINTING INCORPORATED	WOMAN-OWNED	\$5,579.00	\$1,314.00	\$6,819.00	\$13,712.00
CUSHING AND COMPANY	WOMAN-OWNED	\$165.35	\$5,685.29	\$7,623.39	\$13,474.03
STUARD AND ASSOCIATES INCORPORATED	WOMAN-OWNED	\$5,174.00	\$2,248.00	\$6,020.00	\$13,442.00
HENSLEY COMPANY INC	WOMAN-OWNED	\$4,958.40	\$2,962.57	\$5,226.68	\$13,147.65
PETERSON RUDGERS GROUP LLC	WOMAN-OWNED			\$12,000.00	\$12,000.00
HALLETT AND SONS EXPERT MOVERS INC	WOMAN-OWNED	\$2,025.25	\$2,923.18	\$5,929.23	\$10,877.66
BIENALI PROMOTIONS LLC	WOMAN-OWNED	\$1,823.08	\$1,680.12	\$7,038.87	\$10,542.07
GREEN CREW INC	WOMAN-OWNED		\$9,983.10		\$9,983.10
FUHRMANN ENGINEERING INCORPORATED	WOMAN-OWNED		\$9,421.23		\$9,421.23
MAZARINI INC	WOMAN-OWNED	\$9,348.00			\$9,348.00
SOUTHWEST SPRING INC	WOMAN-OWNED	\$1,165.00	\$863.68	\$6,624.58	\$8,653.26
TERRA ENGINEERING LTD	WOMAN-OWNED	\$163.80	\$2,518.70	\$5,776.25	\$8,458.75
SEHERIHDE LLC	WOMAN-OWNED	\$2,799.52		\$5,312.68	\$8,112.20
CONTINENTAL TRANSPORTATION SOLUTIONS INC	WOMAN-OWNED	\$2,189.55	\$2,674.94	\$3,104.59	\$7,969.08
MAINTENANCE SUPPLY CORPORATION	WOMAN-OWNED	\$2,700.00		\$5,000.00	\$7,700.00
ACTION BAG COMPANY	WOMAN-OWNED		\$3,556.36	\$3,876.36	\$7,432.72
CELTIC COMMERCIAL PAINTING LLC	WOMAN-OWNED	\$1,741.50	\$3,830.00	\$1,662.87	\$7,234.37
NANCY PERKINS/LE PRINT EXPRESS	WOMAN-OWNED	\$4,800.30	\$1,958.00		\$6,758.30
CUSTOM UNDERGROUND INCORPORATED	WOMAN-OWNED	\$6,740.00			\$6,740.00
HIGHER GROUND PARTNERS LLC	WOMAN-OWNED	\$1,300.00		\$5,400.00	\$6,700.00
LANDSCAPE SOLUTIONS LLC	WOMAN-OWNED	\$830.00	\$2,490.00	\$3,320.00	\$6,640.00
MJH INTERIORS INC	WOMAN-OWNED		\$2,559.38	\$3,719.83	\$6,279.21
ILLUME ADVISING LLC	WOMAN-OWNED	\$3,680.00	\$2,440.00		\$6,120.00
KR TECH GROUP LLC	WOMAN-OWNED			\$6,000.00	\$6,000.00
JOHNSON MECHANICAL SERVICE INC	WOMAN-OWNED		\$5,077.00	\$870.32	\$5,947.32
KA REBAR INC	WOMAN-OWNED		\$5,850.00		\$5,850.00
DLS INVESTMENTS INCORPORATED/DECATUR BOLT COMPANY	WOMAN-OWNED	\$2,011.77	\$1,716.64	\$1,954.49	\$5,682.90

FY23 Q3 DIVERSITY SPEND BY VENDOR  
July 1, 2022 through March 31, 2023

KRYSTAL DAIRY INC	WOMAN-OWNED	\$1,146.12	\$2,427.72	\$1,927.16	\$5,501.00
AMS ELITE SOLUTIONS INC	WOMAN-OWNED	\$5,411.52			\$5,411.52
HIGHLAND POP LTD	WOMAN-OWNED			\$5,151.24	\$5,151.24
STILES OFFICE SOLUTIONS INC	WOMAN-OWNED	\$1,158.67	\$985.64	\$2,867.05	\$5,011.36
RHL INSULATION FIRESTOPPING INC	WOMAN-OWNED	\$2,835.00		\$2,025.00	\$4,860.00
MATRIX HOLDINGS LLC/TERRY PLUMBING CO	WOMAN-OWNED	\$3,152.67		\$1,400.00	\$4,552.67
COLLECTIVE RESOURCE INCORPORATED	WOMAN-OWNED	\$4,400.00			\$4,400.00
TRICIA KONING PHOTOGRAPHY INCORPORATED	WOMAN-OWNED	\$3,625.00	\$770.00		\$4,395.00
FOX SPRINKLER SUPPLY CORP	WOMAN-OWNED	\$1,295.24	\$907.86	\$2,154.41	\$4,357.51
CARNOW CONIBEAR AND ASSOC LTD	WOMAN-OWNED		\$2,900.00	\$1,400.00	\$4,300.00
MT AND ASSOCIATES LLC	WOMAN-OWNED		\$1,020.00	\$3,243.75	\$4,263.75
MCGINNIS AUTO-ELECTRIC REBUILDING SERVICE INC	WOMAN-OWNED			\$3,971.07	\$3,971.07
NATIONAL PAINTING INCORPORATED	WOMAN-OWNED			\$3,944.00	\$3,944.00
SJB PROMOTIONS INCORPORATED	WOMAN-OWNED		\$2,561.80	\$1,345.60	\$3,907.40
MCCAULEY MECHANICAL CONSTRUCTION INC	WOMAN-OWNED			\$3,840.00	\$3,840.00
AUTOMATIC DOORS INC	WOMAN-OWNED	\$1,481.50	\$1,042.50	\$1,263.00	\$3,787.00
MULTILINGUAL CONNECTIONS LLC	WOMAN-OWNED			\$3,781.10	\$3,781.10
RELIABLE ENVIRONMENTAL SOLUTIONS INCORPORATED	WOMAN-OWNED		\$1,720.00	\$1,938.60	\$3,658.60
MEDICAL EXPRESS AMBULANCE SERVICE INCORPORATED	WOMAN-OWNED	\$3,550.00			\$3,550.00
ACCURATE BIOMETRICS INCORPORATED	WOMAN-OWNED			\$3,363.00	\$3,363.00
CHICAGO CUT CONCRETE CUTTING INC	WOMAN-OWNED		\$2,588.75	\$285.00	\$2,873.75
RELIABLE FIRE EQUIPMENT CO	WOMAN-OWNED	\$505.00	\$1,807.00	\$480.00	\$2,792.00
THINK AND ASSOCIATES INC/THINKINC	WOMAN-OWNED	\$2,500.00			\$2,500.00
RADA ARCHITECTS LTD	WOMAN-OWNED		\$2,156.67		\$2,156.67
JANSCO INC	WOMAN-OWNED		\$2,107.26		\$2,107.26
WOODLAND VALUATION SERVICES LLC/APPRaisal ASSOCIATES	WOMAN-OWNED	\$1,500.00			\$1,500.00
OMEGA SIGN AND LIGHTING INC/YESCO CHICAGO	WOMAN-OWNED			\$1,350.00	\$1,350.00
CHRISTNER ARCHITECTS	WOMAN-OWNED			\$1,296.90	\$1,296.90
PETREA COLLABORATIVE CORP	WOMAN-OWNED		\$1,275.00		\$1,275.00
WOOLARD MARKETING CONSULTANTS INC	WOMAN-OWNED	\$1,200.00			\$1,200.00
HBM ENGINEERING GROUP	WOMAN-OWNED		\$795.00		\$795.00
EQUIPMENT INTERNATIONAL LTD	WOMAN-OWNED			\$696.60	\$696.60
ABBOTT INDUSTRIES INC	WOMAN-OWNED		\$355.33		\$355.33
MIDWEST MAILING AND SHIPPING SYSTEMS INC	WOMAN-OWNED			\$284.19	\$284.19
ADVIS INC	WOMAN-OWNED	\$232.50			\$232.50
HALLAGAN OFFICE SUPPLY	WOMAN-OWNED		\$200.00		\$200.00
STOCKS BUSINESS FURNITURE INC/STOCKS OFFICE FURNITURE	WOMAN-OWNED	\$180.00			\$180.00
ALOHA DOCUMENT SERVICES INC/ALOHA PRINT GROUP	WOMAN-OWNED		\$110.00		\$110.00
TETRA MEDICAL SUPPLY CORP	WOMAN-OWNED	\$44.90			\$44.90
TOTAL		11,704,184	21,052,658	12,524,952	45,281,794

**FY23 Q3 DIVERSITY SPEND BY VENDOR**  
**July 1, 2022 through March 31, 2023**

VENDOR NAME	Minority-Category	FY23 Q1 (Through 9/30/2022)	FY23 Q2 (Through 12/31/2022)	FY23 Q3 (Through 3/31/2023)	FY23 Q3 (Through 3/31/2023)
CHICAGO LIGHTHOUSE FOR PEOPLE WHO ARE BLIND AND VISUALLY I	DISABLED/SHELTERED/REHABILITATION	\$2,004,289.17	\$697,358.78	\$2,502,609.49	\$5,204,257.44
MED-CALL HEALTHCARE INC	DISABLED/SHELTERED/REHABILITATION	\$994,160.00			\$994,160.00
LCM ARCHITECTS LLC	DISABLED/SHELTERED/REHABILITATION	\$103,909.40	\$13,773.75	\$88,934.53	\$206,617.68
DEVELOPMENTAL SERVICES CENTER	DISABLED/SHELTERED/REHABILITATION	\$50,111.93	\$44,703.66	\$40,454.01	\$135,269.60
INTECH INNOVATIONS	DISABLED/SHELTERED/REHABILITATION			\$83,881.66	\$83,881.66
JOHN KENO AND COMPANY INC	DISABLED/SHELTERED/REHABILITATION	\$68,570.11	\$2,700.90		\$71,271.01
T CASTRO PRODUCE INC	DISABLED/SHELTERED/REHABILITATION		\$25,799.60	\$15,157.40	\$40,957.00
BRIDGEWAY INCORPORATED	DISABLED/SHELTERED/REHABILITATION	\$1,799.28	\$13,045.76	\$26,091.52	\$40,936.56
NEW STAR INC	DISABLED/SHELTERED/REHABILITATION	\$4,095.86	\$1,811.78	\$8,367.92	\$14,275.56
ROSS AGENCY INCORPORATED	DISABLED/SHELTERED/REHABILITATION	\$940.00	\$85.00	\$9,361.72	\$10,386.72
CLAY COUNTY REHABILITATION CENTER INCORPORATED	DISABLED/SHELTERED/REHABILITATION	\$1,704.60	\$795.90	\$973.50	\$3,474.00
TOM DAVIS ELECTRIC INC/DAVIS ELECTRIC INC	DISABLED/SHELTERED/REHABILITATION	\$0.00	\$475.00		\$475.00
TOTAL		3,229,580	800,550	2,775,832	6,805,962

## FY23 Q3 DIVERSITY SPEND BY VENDOR

July 1, 2022 through March 31, 2023

VENDOR NAME	Minority-Category	FY23 Q1 (Through 9/30/2022)	FY23 Q2 (Through 12/31/2022)	FY23 Q3 (Through 3/31/2023)	FY23 Q3 (Through 3/31/2023)
NU VETERANS CONSTRUCTION SERVICES INC	SDVOSB	\$143,112.30	\$11,772.42	\$11,366.00	\$166,250.72
PAGE SECURITY & INVESTIGATIONS INC	SDVOSB			\$152,130.04	\$152,130.04
RAMIREZ GROUP LLC	VOSB	\$25,686.77		\$112,754.37	\$138,441.14
MIDDLETON CONSTRUCTION CONSULTING OF ILLINOIS LLC	SDVOSB	\$10,725.00	\$7,580.00	\$95,261.50	\$113,566.50
INTECH INNOVATIONS	SDVOSB			\$83,881.66	\$83,881.66
JOHN KENO AND COMPANY INC	VOSB	\$68,570.11	\$2,700.90		\$71,271.01
VIRTUAL ENERGY SOLUTIONS INC	SDVOSB	\$29,250.00	\$25,250.00	\$3,250.00	\$57,750.00
JC INSULATION INC	VOSB		\$2,187.00	\$36,000.00	\$38,187.00
ALL-PRO HEATING AIR CONDITIONING AND PLUMBING LLC	VOSB			\$29,455.00	\$29,455.00
MODESTO MANAGEMENT LLC	SDVOSB	\$6,350.00	\$9,196.00	\$13,193.00	\$28,739.00
WOLF ELECTRICAL SUPPLY COMPANY	VOSB	\$3,834.30	\$9,959.33	\$14,536.94	\$28,330.57
SULLWOOD INC	VOSB		\$22,268.00	\$5,156.22	\$27,424.22
COMMAND MECHANICAL GROUP	VOSB	\$23,553.90			\$23,553.90
ALLWALL COATINGS LLC	SDVOSB	\$16,710.30	\$5,209.50		\$21,919.80
INNLEADAIR LLC	VOSB	\$16,200.00			\$16,200.00
JC GROUP ILLINOIS LLC	VOSB		\$8,820.00	\$3,780.00	\$12,600.00
ROSS AGENCY INCORPORATED	SDVOSB	\$940.00	\$85.00	\$9,361.72	\$10,386.72
AQUA VITAE ENGINEERING LLC	VOSB	\$8,283.27			\$8,283.27
ENGERVAVRA INC	SDVOSB		\$8,280.00		\$8,280.00
JUNEAU ASSOCIATES INC PC	VOSB		\$7,025.00	\$825.00	\$7,850.00
KUHN TRELLO CONSULTING ENGINEERS LLC	VOSB	\$4,621.86	\$3,200.00		\$7,821.86
ORION ENGINEERS PLLC	VOSB		\$4,941.23		\$4,941.23
PHILOMATHY DIGITAL MEDIA MARKETING LLC	VOSB	\$2,500.00	\$2,250.00		\$4,750.00
ARIAS INFORMATION SOLUTIONS LLC	VOSB		\$2,900.00	\$1,540.00	\$4,440.00
MODE ARCHITECTS PC	VOSB	\$914.01	\$2,112.99		\$3,027.00
CHERMAR	VOSB		\$2,790.00		\$2,790.00
DLC SALES	VOSB		\$499.50		\$499.50
TOTAL		361,252	139,027	572,491	1,072,770