

Reported to the Board of Trustees
May 19, 2022

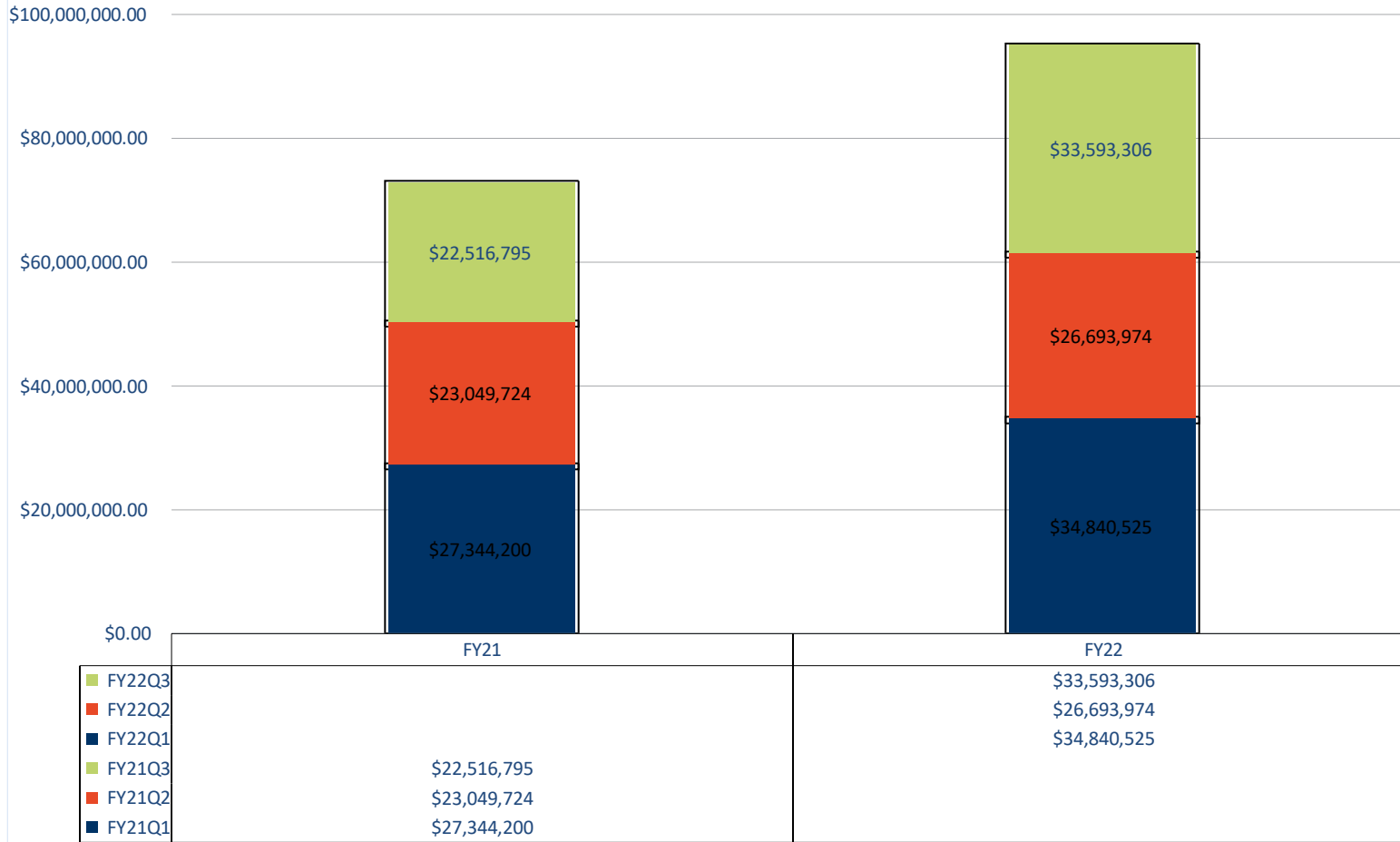
Board Meeting
May 19, 2022

Diversity Report to the Board of Trustees

University of Illinois

Attached is a report that responds to the Board of Trustees' request for periodic information on diversity expenditures. The report lists expenditures by diversity vendor for the period of July 1, 2021 through March 31, 2022. The corresponding budget for fiscal year 2022 is \$7,183,681,000. The data are summarized in the first chart for capital and non-capital diversity expenditures in total, by campus and by category. The final charts lists total expenditures for the reporting period by diversity vendor.

YEAR OVER YEAR RELATIVE QUARTER DIVERSE SPEND COMPARISON

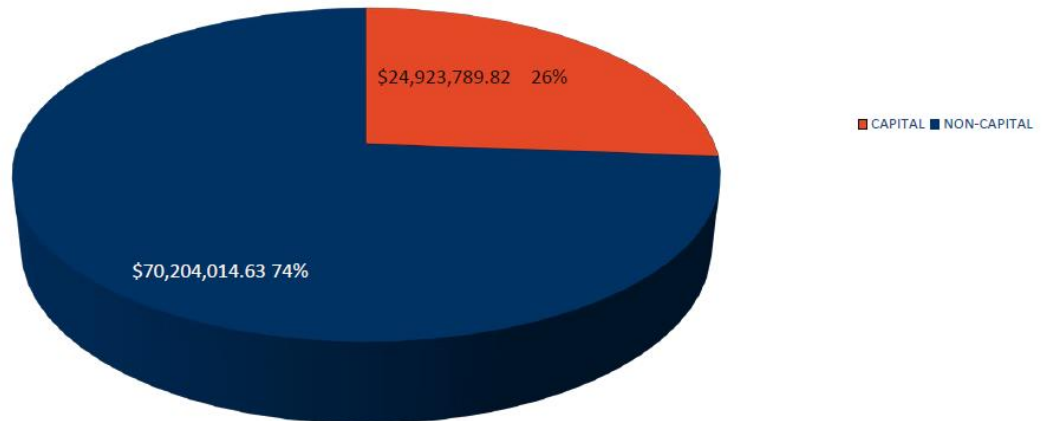


| | |
|-------------------------------|--------------------|
| TOTAL EXPENSE BUDGET | \$7,183,681,000.00 |
| TOTAL BUDGET SUBJECT TO GOAL* | \$1,324,861,331.81 |

| | |
|----------------------|-----------------|
| FY22Q3 DIVERSE SPEND | \$95,127,804.45 |
|----------------------|-----------------|

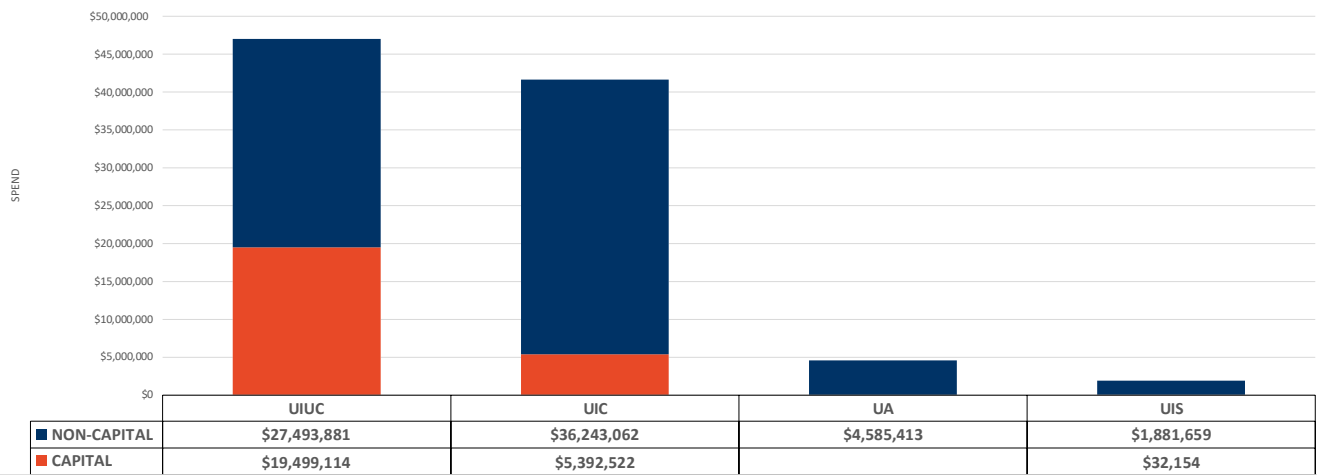
*FY22 BEP EXEMPTIONS STILL TO BE FINALIZED

FY22 Capital & Non-Capital Diversity Spend Report Expenditures (Through 3/31/2022)

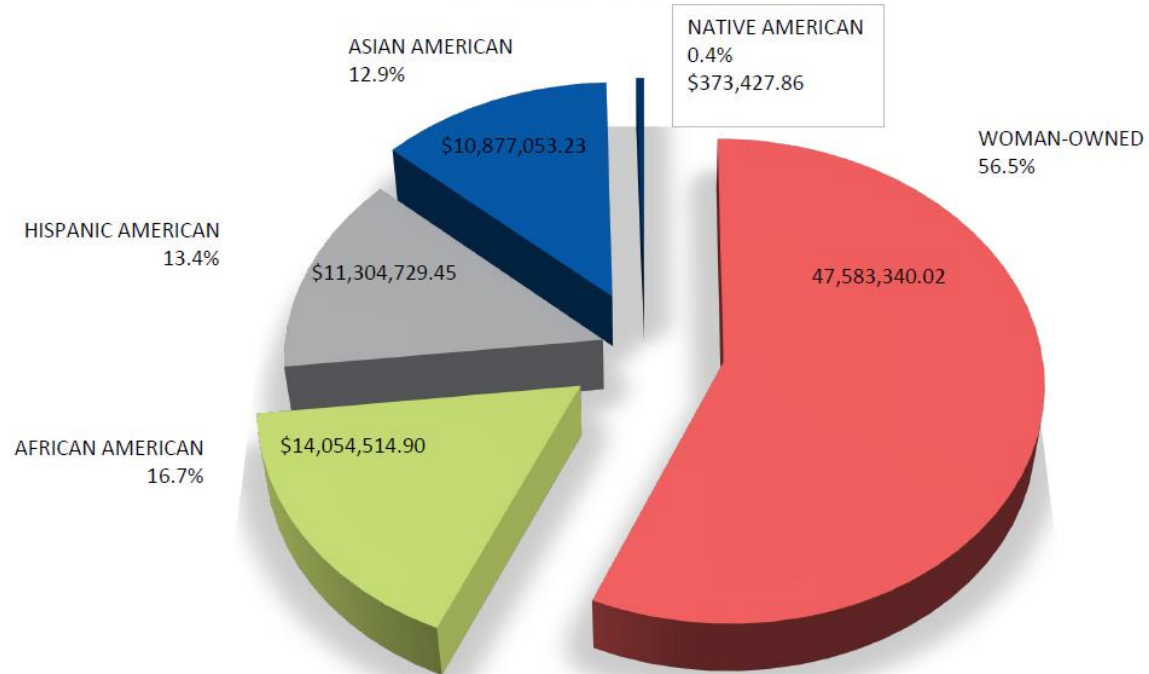


Grand Total = \$95,127,804.45

FY22 Capital & Non-Capital Diversity Spend Report Expenditures by Campus (Through 3/31/2022)



**FY22Q3 Diversity Spend Report Expenditures Category
(Through 3/31/2022)**



FY22 Q3 DIVERSITY SPEND BY VENDOR
July 1, 2021 through March 31, 2022

| VENDOR NAME | Minority-Category | FY22 Q1 (Through 9/30/2021) | FY22 Q2 (Through 12/31/2021) | FY22 Q3 (Through 3/31/2022) | FY22 Q3 (Through 3/31/2022) |
|--|-------------------|-----------------------------------|------------------------------------|-----------------------------------|-----------------------------------|
| INDUSTRIAL AND UTILITY SUPPLY LTD/INDUSTRIAL ELECTRIC SUPP | AFRICAN AMERICAN | 1,084,191 | 1,137,537 | 1,394,107 | 3,615,836 |
| AGILE SUPPLY COMPANY | AFRICAN AMERICAN | | 289,627 | 986,452 | 1,276,079 |
| NEW BEGINNINGS CONTRACTORS INC | AFRICAN AMERICAN | 280,341 | 669,667 | | 950,007 |
| POWERS AND SONS CONSTRUCTION COMPANY INC | AFRICAN AMERICAN | | | 917,592 | 917,592 |
| INTERNATIONAL QUALITY CONTRACTING INC | AFRICAN AMERICAN | 55,265 | 156,650 | 568,635 | 780,550 |
| CG CONSTRUCTION SUPPLY COMPANY INC | AFRICAN AMERICAN | 299,756 | 154,159 | 80,457 | 534,373 |
| PREMIER STAFFING SOURCE INC | AFRICAN AMERICAN | 66,317 | 200,258 | 173,008 | 439,583 |
| VOLUNTEER SUPPLY INDUSTRIES LTD | AFRICAN AMERICAN | 146,230 | 190,970 | 76,850 | 414,050 |
| ANCHOR STAFFING INC | AFRICAN AMERICAN | 63,598 | 93,850 | 231,286 | 388,735 |
| DAVIS DAVIS GENERAL CONSTRUCTION AND CONCRETE INC | AFRICAN AMERICAN | 60,268 | 40,356 | 250,168 | 350,792 |
| LAMBENT RISK MANAGEMENT SERVICES, INC | AFRICAN AMERICAN | 255,765 | | | 255,765 |
| CALL FLAWLESS INC | AFRICAN AMERICAN | 51,308 | 103,474 | 97,362 | 252,144 |
| JP EXCAVATING AND TRUCKING | AFRICAN AMERICAN | 166,061 | 23,320 | 58,786 | 248,167 |
| ELECTRONIC KNOWLEDGE INTERCHANGE COMPANY | AFRICAN AMERICAN | 32,050 | 95,650 | 113,510 | 241,210 |
| M CANNON ROOFING CO LLC | AFRICAN AMERICAN | 237,690 | | | 237,690 |
| INTER-CITY SUPPLY COMPANY INC | AFRICAN AMERICAN | 37,841 | 122,982 | 52,826 | 213,649 |
| VEYA INC | AFRICAN AMERICAN | 201,088 | 12,107 | | 213,195 |
| ENVIRONMENTAL DESIGN INTERNATIONAL INC | AFRICAN AMERICAN | 127,864 | 14,510 | 38,480 | 180,854 |
| GARTH BUILDING PRODUCTS SERVICES | AFRICAN AMERICAN | | | 180,000 | 180,000 |
| F J ROBINSONS CONTRACTING | AFRICAN AMERICAN | 131,306 | | 5,947 | 137,252 |
| MAINTENANCE SOLUTIONS INC | AFRICAN AMERICAN | 124,823 | | | 124,823 |
| PRODUCTION DISTRIBUTION COMPANIES | AFRICAN AMERICAN | 63,565 | 19,525 | 27,682 | 110,772 |
| OBAMA ENERGY CORPORATION | AFRICAN AMERICAN | | | 107,348 | 107,348 |
| MOODY NOLAN INC | AFRICAN AMERICAN | 46,302 | 36,800 | 22,425 | 105,527 |
| WALKERHEALTHCAREIT | AFRICAN AMERICAN | 103,840 | | | 103,840 |
| WEBB ENGINEERING SERVICES INC | AFRICAN AMERICAN | 38,745 | 42,449 | 20,878 | 102,072 |
| PROFESSIONAL ELEVATOR SERVICES INC | AFRICAN AMERICAN | 98,315 | | | 98,315 |
| EXPRESS ELECTRIC SUPPLY | AFRICAN AMERICAN | 94,491 | 2,607 | 405 | 97,504 |
| B2B STRATEGIC SOLUTIONS INC | AFRICAN AMERICAN | | 86,898 | | 86,898 |
| DUST EM CLEAN MAINTENANCE COMPANY INC | AFRICAN AMERICAN | 21,629 | 21,629 | 43,257 | 86,514 |
| SLG INNOVATION INC | AFRICAN AMERICAN | | 52,961 | 31,974 | 84,935 |
| NATIONAL HVACDBA NATIONAL INSULATION INC | AFRICAN AMERICAN | 82,054 | | | 82,054 |
| BURCHELL UPHOLSTERY INC | AFRICAN AMERICAN | | | 75,200 | 75,200 |
| MITCHELL & TITUS, LLP | AFRICAN AMERICAN | 74,900 | | | 74,900 |
| MCKISSACK AND MCKISSACK MIDWEST INC | AFRICAN AMERICAN | | 71,485 | | 71,485 |
| BOWA GROUP INCORPORATED | AFRICAN AMERICAN | 4,375 | 63,770 | | 68,145 |
| SUPPLIED INDUSTRIAL SOLUTIONS INC | AFRICAN AMERICAN | 67,560 | | | 67,560 |
| WE'RE CLEANING INC | AFRICAN AMERICAN | | 24,336 | 41,112 | 65,448 |
| MYLEER CORPORATION | AFRICAN AMERICAN | 12,108 | 7,946 | 24,341 | 44,394 |
| SYNCHRONOUS SOLUTIONS INC/SYNCH-SOLUTIONS | AFRICAN AMERICAN | | 8,500 | 31,200 | 39,700 |
| SLG INNOVATION, INC. | AFRICAN AMERICAN | 36,673 | | | 36,673 |
| ELETE CONSTRUCTION AND ENVIRONMENTAL INC | AFRICAN AMERICAN | | | 32,965 | 32,965 |
| INTERACTIVE DESIGN INC | AFRICAN AMERICAN | | 30,387 | | 30,387 |
| STITCH ME LLC | AFRICAN AMERICAN | 1,240 | 12,209 | 14,862 | 28,311 |
| TANK CONSTRUCTION SUPPLIES LLC | AFRICAN AMERICAN | 27,331 | | | 27,331 |
| SOLID GROUND SOLUTIONS INC | AFRICAN AMERICAN | | 20,481 | 5,949 | 26,430 |
| DAVID MASON ASSOCIATES OF ILLINOIS LTD | AFRICAN AMERICAN | 2,832 | 4,722 | 16,994 | 24,549 |
| UJAMAA CONSTRUCTION INCORPORATED | AFRICAN AMERICAN | 17,000 | 7,212 | | 24,212 |
| BENNU CORPORATION/ABILITY ENGINEERING TECHNOLOGY | AFRICAN AMERICAN | 19,657 | | | 19,657 |
| JC GROUP ILLINOIS LLC | AFRICAN AMERICAN | 17,604 | | | 17,604 |
| SOAR STRATEGIES INC | AFRICAN AMERICAN | | 10,000 | 6,250 | 16,250 |
| GRANT LAW LLC | AFRICAN AMERICAN | | 13,937 | 2,290 | 16,227 |
| MCKISSACK MCKISSACK MIDWEST INC | AFRICAN AMERICAN | 16,188 | | | 16,188 |
| HALO SECURITY GROUP, LLC | AFRICAN AMERICAN | 14,924 | | | 14,924 |
| SP MURPHY, INC. | AFRICAN AMERICAN | 14,345 | | | 14,345 |
| ZUBER LAWLER LLP | AFRICAN AMERICAN | 8,240 | 5,235 | 361 | 13,836 |
| TAYLOR MADE DESIGN INCORPORATED | AFRICAN AMERICAN | | 8,470 | 5,124 | 13,594 |
| THE RODERICK GROUP DBA ARDMORE RODERICK | AFRICAN AMERICAN | 13,293 | | | 13,293 |
| ENGAGE CIVIL INCORPORATED | AFRICAN AMERICAN | | | 12,900 | 12,900 |
| ASAPRO LLC | AFRICAN AMERICAN | | 12,457 | | 12,457 |
| JSR ENTERPRISES INC | AFRICAN AMERICAN | | | 11,835 | 11,835 |
| PAGE SECURITY & INVESTIGATION SERVICES INCORPORATED | AFRICAN AMERICAN | 11,556 | | | 11,556 |
| COMMUNITIES EMPOWERED THROUGH CONSTRUCTION INC | AFRICAN AMERICAN | | | 10,000 | 10,000 |
| MILHOUSE ENGINEERING CONSTRUCTION INC | AFRICAN AMERICAN | 9,985 | | | 9,985 |
| MILHOUSE CONSTRUCTION INC | AFRICAN AMERICAN | 8,280 | | | 8,280 |
| SIERRA GLASS COMPANY | AFRICAN AMERICAN | 6,682 | | | 6,682 |
| EMED MEDICAL COMPANY LLC | AFRICAN AMERICAN | 6,637 | | | 6,637 |
| EVANS ELECTRIC | AFRICAN AMERICAN | 2,700 | 2,390 | | 5,090 |
| NORFLO HOLDING CORPORATION | AFRICAN AMERICAN | | 5,075 | | 5,075 |
| VICTORY PHARMACY OF DECATUR INC/VICTORY MEDICAL EQUIPMENT | AFRICAN AMERICAN | 3,793 | 215 | 424 | 4,431 |
| WORLD S PRINTING SPE | AFRICAN AMERICAN | | 4,041 | | 4,041 |
| SELF PRO MOTIONS | AFRICAN AMERICAN | 4,000 | | | 4,000 |
| CREATIVE PANEL SYSTEMS INC | AFRICAN AMERICAN | | | 3,645 | 3,645 |
| NETA SCIENTIFIC INC | AFRICAN AMERICAN | 2,333 | 1,027 | | 3,360 |
| FELLOWSHIP FLEET | AFRICAN AMERICAN | | 3,244 | | 3,244 |
| A NEW WAY TO GO DME SUPPLY INC | AFRICAN AMERICAN | 3,120 | | | 3,120 |
| JMC SERV INC/SERVICEMASTER JANITORIAL CLEANING | AFRICAN AMERICAN | 2,750 | | | 2,750 |
| C4 PETROLEUM TRANSPORT INC | AFRICAN AMERICAN | 2,655 | | | 2,655 |
| KATES DETECTIVE & SECURITY AGENCY | AFRICAN AMERICAN | 2,460 | | | 2,460 |
| E. KING CONSTRUCTION CO., INC. | AFRICAN AMERICAN | 2,000 | | | 2,000 |
| RUSSELL ELECTRIC CONTRACTING LLC | AFRICAN AMERICAN | | 1,279 | | 1,279 |
| MARSUZETTE WALKER/DISCOVERY PROMOTIONS AND MERCHANDISING | AFRICAN AMERICAN | 1,066 | | | 1,066 |
| AM BUS COMPANY INCORPORATED | AFRICAN AMERICAN | | | 1,005 | 1,005 |
| COMPREHENSIVE CONSTRUCTIVE SOLUTION LLC | AFRICAN AMERICAN | 900 | | | 900 |
| JAMES PEST CONTROL INCORPORATED | AFRICAN AMERICAN | 110 | 220 | 440 | 770 |
| LIVEWIRE ELECTRICAL SYSTEMS INCORPORATED | AFRICAN AMERICAN | 702 | | | 702 |
| CROSS RHODES REPROGRAPHICS INC | AFRICAN AMERICAN | | 649 | | 649 |
| DISCOVERY PROMOTIONS & MERCHANDISING | AFRICAN AMERICAN | 209 | | | 209 |
| TOTAL | | 4,390,911 | 3,887,271 | 5,776,333 | 14,054,515 |

FY22 Q3 DIVERSITY SPEND BY VENDOR

July 1, 2021 through March 31, 2022

| VENDOR NAME | Minority-Category | FY22 Q1 (Through 9/30/2021) | FY22 Q2 (Through 12/31/2021) | FY22 Q3 (Through 3/31/2022) | FY22 Q3 (Through 3/31/2022) |
|---|-------------------|-----------------------------------|------------------------------------|-----------------------------------|-----------------------------------|
| PACE SYSTEMS INC | ASIAN AMERICAN | 2,168,891 | 842,402 | 829,455 | 3,840,748 |
| HR SUPPORT INC | ASIAN AMERICAN | 1,500 | 1,506,500 | 2,102,190 | 3,610,190 |
| MECCOR INDUSTRIES LTD | ASIAN AMERICAN | | 792,464 | 742,382 | 1,534,845 |
| INDUSTRIA INC | ASIAN AMERICAN | 201,455 | | | 201,455 |
| RUBINOS MESIA ENGINEERS INC | ASIAN AMERICAN | 73,904 | 41,814 | 81,117 | 196,834 |
| RTM ASSOCIATES INC | ASIAN AMERICAN | 75,235 | 25,428 | 65,631 | 166,293 |
| SNTIAL TECHNOLOGIES INCORPORATED | ASIAN AMERICAN | 26,980 | 12,240 | 93,230 | 132,450 |
| MACK CONSTRUCTION SERVICESLLC | ASIAN AMERICAN | 70,209 | 18,469 | | 88,678 |
| STEARNJOGLEKAR LTD | ASIAN AMERICAN | 58,564 | 14,091 | 15,520 | 88,175 |
| RELIABLE CONTRACTING AND EQUIPMENT CO | ASIAN AMERICAN | 77,250 | | | 77,250 |
| RAPTOR INDUSTRIES INC | ASIAN AMERICAN | 28,175 | 13,219 | 33,750 | 75,144 |
| LEAD IT CORPORATION | ASIAN AMERICAN | 16,500 | 47,477 | 8,096 | 72,073 |
| NOVAMED INC | ASIAN AMERICAN | 26,772 | 17,852 | 27,124 | 71,748 |
| SHEN MILSOM WILKE LLC | ASIAN AMERICAN | 33,676 | 6,283 | 30,766 | 70,725 |
| NET SOURCE INC | ASIAN AMERICAN | | 2,226 | 68,135 | 70,361 |
| CCS INTERNATIONAL INC | ASIAN AMERICAN | 60,889 | 7,413 | | 68,302 |
| NEXT GENERATION TECHNOLOGY INC | ASIAN AMERICAN | 34,112 | 19,618 | 3,888 | 57,618 |
| TRUONG ENTERPRISES INC | ASIAN AMERICAN | 22,345 | 12,716 | 15,574 | 50,635 |
| IYKA ENTERPRISES INC | ASIAN AMERICAN | | 49,000 | | 49,000 |
| RTM ENGINEERING CONSULTANTS LLC | ASIAN AMERICAN | 11,753 | 24,447 | 10,156 | 46,356 |
| SITE DESIGN GROUP LTD | ASIAN AMERICAN | | | 45,234 | 45,234 |
| SUNRISE HITEK GROUP LLC/SUNRISE DIGITAL | ASIAN AMERICAN | 18,365 | 15,191 | 10,355 | 43,911 |
| VIVA USA INCORPORATED | ASIAN AMERICAN | 1,538 | 12,198 | 29,789 | 43,524 |
| EKLA CORPORATION | ASIAN AMERICAN | 10,290 | 18,940 | 12,394 | 41,624 |
| MODE ARCHITECTS PC | ASIAN AMERICAN | 15,810 | 13,208 | 1,515 | 30,533 |
| AC GENTROL INCORPORATED | ASIAN AMERICAN | 21,709 | | | 21,709 |
| CITTA PARTNERSHIP LLC | ASIAN AMERICAN | | | 20,000 | 20,000 |
| ALTRA DIVISION 5 LLC | ASIAN AMERICAN | | 9,465 | | 9,465 |
| MEDSTAR LABORATORY INC | ASIAN AMERICAN | | 2,227 | 6,441 | 8,668 |
| CRYSTAL CHEM INCORPORATED | ASIAN AMERICAN | 4,107 | 450 | 3,295 | 7,852 |
| JADE MECHANICAL SERVICES LLC | ASIAN AMERICAN | 7,515 | | | 7,515 |
| TERRY GUEN DESIGN ASSOCIATES INC | ASIAN AMERICAN | 4,860 | 2,530 | | 7,390 |
| DAS CONSULTING SERVICES LLC | ASIAN AMERICAN | 1,694 | 3,500 | | 5,194 |
| LIN ENGINEERING LTD | ASIAN AMERICAN | | 3,799 | | 3,799 |
| EBIZUNIVERSE INC | ASIAN AMERICAN | | | 3,000 | 3,000 |
| ELECTROKINETICS | ASIAN AMERICAN | | | 2,286 | 2,286 |
| CCJM ENGINEERS LTD | ASIAN AMERICAN | | | 1,500 | 1,500 |
| HI-TEK ENVIRONMENTAL INC/STAT ANALYSIS CORP | ASIAN AMERICAN | 80 | 1,200 | 184 | 1,464 |
| NAYYAR NAYYAR INTERNATIONAL INC | ASIAN AMERICAN | 1,000 | | | 1,000 |
| HANSON INFORMATION SYSTEMS INCORPORATED | ASIAN AMERICAN | 328 | 280 | 208 | 815 |
| BEARINGS AND INDUSTRIAL SUPPLY CO INC | ASIAN AMERICAN | 719 | | | 719 |
| VALDES, LLC | ASIAN AMERICAN | 497 | | | 497 |
| DIAGNOCINE LLC | ASIAN AMERICAN | | | 475 | 475 |
| TOTAL | | 3,076,720 | 3,536,645 | 4,263,688 | 10,877,053 |

FY22 Q3 DIVERSITY SPEND BY VENDOR
July 1, 2021 through March 31, 2022

| VENDOR NAME | Minority-Category | FY22 Q1 (Through 9/30/2021) | FY22 Q2 (Through 12/31/2021) | FY22 Q3 (Through 3/31/2022) | FY22 Q3 (Through 3/31/2022) |
|--|-------------------|-----------------------------------|------------------------------------|-----------------------------------|-----------------------------------|
| MONTERREY SECURITY CONSULTANTS INC | HISPANIC AMERICAN | 792,374 | 726,580 | 1,281,590 | 2,800,544 |
| ACCEL CONSTRUCTION SERVICES GROUP LLC | HISPANIC AMERICAN | 493,371 | 488,152 | 961,097 | 1,942,620 |
| VALOR TECHNOLOGIES INC | HISPANIC AMERICAN | 1,154,059 | 4,973 | | 1,159,032 |
| VARGAS GROUP INC | HISPANIC AMERICAN | | 24,998 | 640,954 | 665,952 |
| OLD VETERAN CONSTRUCTION INC | HISPANIC AMERICAN | 19,884 | 158,058 | 392,495 | 570,437 |
| CSI 3000 INC | HISPANIC AMERICAN | 392,798 | 14,346 | 64,390 | 471,533 |
| TORO CONSTRUCTION CORP | HISPANIC AMERICAN | | 170,384 | 239,054 | 409,437 |
| MIDWAY CONTRACTING GROUP LLC | HISPANIC AMERICAN | 95,028 | 173,475 | 23,145 | 291,648 |
| MARKET CONTRACTING SERVICES INC | HISPANIC AMERICAN | 43,803 | 102,271 | 136,180 | 282,254 |
| APACHE CO INC/APACHE SERVICE AND SUPPLY CO | HISPANIC AMERICAN | | | 251,315 | 251,315 |
| ESCARPITA CONSTRUCTION COMPANY INC | HISPANIC AMERICAN | 118,938 | | 59,011 | 177,950 |
| TERRA DEMOLITION | HISPANIC AMERICAN | 50,685 | | 86,772 | 137,457 |
| BRANDENBURGER PLUMBING INC | HISPANIC AMERICAN | 35,707 | 65,010 | 21,099 | 121,816 |
| ROYAL CRANE SERVICE INC | HISPANIC AMERICAN | | | 118,324 | 118,324 |
| SPEEDY GONZALEZ LANDSCAPING, INC. | HISPANIC AMERICAN | 111,000 | | | 111,000 |
| BAUTISTA ELECTRIC ENTERPRISES INC | HISPANIC AMERICAN | 99,951 | 4,575 | 5,679 | 110,205 |
| DEKAYO CORPORATION DBA ORTIZ CONTRACTING GROUP | HISPANIC AMERICAN | | 101,408 | | 101,408 |
| RAMIREZ GROUP LLC | HISPANIC AMERICAN | 95,637 | | | 95,637 |
| M W POWELL COMPANY | HISPANIC AMERICAN | 94,160 | | | 94,160 |
| CRAFT MECHANICAL LLC | HISPANIC AMERICAN | 60,818 | 16,599 | 16,591 | 94,007 |
| SPEEDY GONZALEZ LANDSCAPING INC | HISPANIC AMERICAN | 93,038 | | | 93,038 |
| GLOBAL WATER TECHNOLOGY INC | HISPANIC AMERICAN | 25,581 | 32,334 | 26,310 | 84,225 |
| ALL MASONRY CONSTRUCTION CO INC DBA ALL CONSTRUCTION GROUP | HISPANIC AMERICAN | | 44,926 | 38,261 | 83,187 |
| GARCIA AND SONS CONSTRUCTION CO | HISPANIC AMERICAN | 4,500 | 66,966 | | 71,466 |
| HEALTH EDUCATION RESEARCH ASSOCIATES INC | HISPANIC AMERICAN | 800 | | 58,500 | 59,300 |
| URBAN WORKS LTD | HISPANIC AMERICAN | | 10,021 | 49,134 | 59,155 |
| ARCHITRAVE LTD | HISPANIC AMERICAN | 31,823 | 9,177 | 18,008 | 59,008 |
| RL CANNING INCORPORATED | HISPANIC AMERICAN | 20,832 | 19,592 | 17,360 | 57,784 |
| SANCHEZ AND DANIELS AND HOFFMAN LLP | HISPANIC AMERICAN | | 20,780 | 20,935 | 41,715 |
| MEP INFRASTRUCTURE SOLUTIONS INC | HISPANIC AMERICAN | 26,023 | 9,364 | 4,954 | 40,340 |
| INTEGRATED DEMOLITION SERVICE LLC | HISPANIC AMERICAN | | 15,698 | 22,499 | 38,197 |
| INFINITY TRANSPORTATION MANAGEMENT LLC | HISPANIC AMERICAN | 37,480 | | | 37,480 |
| SALAMANCA MEZA LLC | HISPANIC AMERICAN | | 33,300 | | 33,300 |
| DRIVE CONSTRUCTION INC | HISPANIC AMERICAN | 26,183 | 5,603 | | 31,785 |
| ROYAL SHEET METAL CORPORATION | HISPANIC AMERICAN | 30,163 | | | 30,163 |
| DURANGO PAINTING | HISPANIC AMERICAN | 27,666 | 600 | 1,080 | 29,346 |
| METAPHRASES LANGUAGE AND CULTURAL SOLUTIONS LLC | HISPANIC AMERICAN | 14,581 | 6,078 | 8,238 | 28,897 |
| DUMEX CONSTRUCTION COMPANY | HISPANIC AMERICAN | 28,112 | | | 28,112 |
| NES INC | HISPANIC AMERICAN | 22,196 | | 4,365 | 26,561 |
| MIDWEST MOVING AND STORAGE INC | HISPANIC AMERICAN | 25,550 | | | 25,550 |
| WOLF ELECTRICAL SUPPLY COMPANY | HISPANIC AMERICAN | 25,004 | | | 25,004 |
| BAUER LATOZA STUDIO LIMITED | HISPANIC AMERICAN | | | 21,433 | 21,433 |
| NEW ERA PAINTING | HISPANIC AMERICAN | | 21,060 | | 21,060 |
| SANTOS MCLEESE LLC | HISPANIC AMERICAN | 5,000 | 5,750 | 10,000 | 20,750 |
| GONZALEZ IRON WORKS LLC | HISPANIC AMERICAN | 20,165 | | | 20,165 |
| CPMH CONSTRUCTION INC | HISPANIC AMERICAN | 20,012 | | | 20,012 |
| LB HALL ENTERPRISES INC | HISPANIC AMERICAN | | | 18,322 | 18,322 |
| SANCHEZ PAVING COMPANY INC | HISPANIC AMERICAN | 17,864 | | | 17,864 |
| COMMAND MECHANICAL GROUP | HISPANIC AMERICAN | | | 17,777 | 17,777 |
| PINTO CONSTRUCTION GROUP INC | HISPANIC AMERICAN | 15,082 | | | 15,082 |
| UPTOWN DECORATING CORP | HISPANIC AMERICAN | 13,050 | | | 13,050 |
| AMAZING EDIBLES LTD | HISPANIC AMERICAN | | 831 | 11,943 | 12,774 |
| NESTBUILDERS INC DBA DBHMS | HISPANIC AMERICAN | 6,675 | 5,006 | | 11,681 |
| PMJ ENTERPRISES INC | HISPANIC AMERICAN | 10,676 | | | 10,676 |
| CRISTINA FOODS, INC. | HISPANIC AMERICAN | 9,815 | | | 9,815 |
| VIRTUAL ENERGY SOLUTIONS INC | HISPANIC AMERICAN | | | 9,050 | 9,050 |
| GLOBAL MAINTENANCE SOLUTIONS | HISPANIC AMERICAN | 4,375 | 4,675 | | 9,050 |
| IBUILDERS CORP | HISPANIC AMERICAN | 7,380 | | | 7,380 |
| BNCO CONSULTING LLC | HISPANIC AMERICAN | | 6,400 | | 6,400 |
| MS SEBASTIAN PAINTING INCS | HISPANIC AMERICAN | 6,325 | | | 6,325 |
| VERIO GRAPHICS LLC | HISPANIC AMERICAN | | 6,249 | | 6,249 |
| PROFASTS INC | HISPANIC AMERICAN | 3,974 | | 2,070 | 6,044 |
| JC INSULATION INC | HISPANIC AMERICAN | | | 5,130 | 5,130 |
| PURE ELECTRIC INC | HISPANIC AMERICAN | | 4,916 | | 4,916 |
| TRUCK TIRE SALES, INC. | HISPANIC AMERICAN | 4,262 | | | 4,262 |
| UNITED SCAFFOLDING INC | HISPANIC AMERICAN | 3,850 | 216 | | 4,066 |
| HIGH RISE SECURITY SYSTEMS LLC | HISPANIC AMERICAN | | | 3,582 | 3,582 |
| PHILOMATHY DIGITAL MEDIA MARKETING LLC | HISPANIC AMERICAN | | | 2,250 | 2,250 |
| ROMINE COMMERCIAL PAINTING INC | HISPANIC AMERICAN | | 2,249 | | 2,249 |
| DIVERSIFIED CONSTRUCTION SERVICES LLC | HISPANIC AMERICAN | | | 1,980 | 1,980 |
| ABITUA SEWER WATER PLUMBING INC | HISPANIC AMERICAN | | | 1,440 | 1,440 |
| DYNAMIC HEATING AND PIPING COMPANY | HISPANIC AMERICAN | 1,411 | | | 1,411 |
| CHICAGO FIRE DETECTION SYSTEMS LLC | HISPANIC AMERICAN | | 1,063 | | 1,063 |
| A MAESTRANZI SONS KNIFE SERVICES LLC | HISPANIC AMERICAN | 150 | 210 | 186 | 546 |
| US MESSENGER AND LOGISTICS INC/USM LOGISTICS US MESSENGER | HISPANIC AMERICAN | 271 | 59 | | 330 |
| MIRACLE BUSINESS SOLUTIONS LLC | HISPANIC AMERICAN | 203 | | | 203 |
| TOTAL | | 4,248,283 | 2,383,945 | 4,672,501 | 11,304,729 |

FY22 Q3 DIVERSITY SPEND BY VENDOR
July 1, 2021 through March 31, 2022

| VENDOR NAME | Minority-Category | FY22 Q1 (Through 9/30/2021) | FY22 Q2 (Through 12/31/2021) | FY22 Q3 (Through 3/31/2022) | FY22 Q3 (Through 3/31/2022) |
|---|-------------------|-----------------------------------|------------------------------------|-----------------------------------|-----------------------------------|
| CCC HOLDINGS INCORPORATED/CHICAGO COMMERCIAL CONSTRUCTION | WOMAN-OWNED | 3,056,684 | 378,094 | 3,144,436 | 6,579,214 |
| PIER GROUP LLC | WOMAN-OWNED | 1,226,941 | 890,374 | 2,750,094 | 4,867,409 |
| TITAN INDUSTRIES INC. | WOMAN-OWNED | 351,209 | 2,906,208 | 319,939 | 3,577,356 |
| AUTUMN CONSTRUCTION SERVICES INC | WOMAN-OWNED | 972,646 | 750,947 | 1,242,810 | 2,966,403 |
| CENTRAL STATES MEDIA | WOMAN-OWNED | 456,508 | 780,037 | 882,952 | 2,119,496 |
| COMMERCIAL FLOOR COVERING INC DBA TSI COMMERCIAL FLOOR COVERING | WOMAN-OWNED | 685,650 | 864,347 | 310,109 | 1,860,105 |
| FOUND SEARCH MARKETING, LLC. | WOMAN-OWNED | 1,843,264 | | | 1,843,264 |
| LIMBAUGH CONSTRUCTION CO INC | WOMAN-OWNED | 535,170 | 654,967 | 457,341 | 1,647,478 |
| MARSHA L NORRIS DBA MLN ENTERPRISE | WOMAN-OWNED | 1,103,207 | 11,320 | 139,198 | 1,253,725 |
| VON ALST OPERATING LLC | WOMAN-OWNED | 253,990 | 439,895 | 522,248 | 1,216,132 |
| GLESCO ELECTRIC INC | WOMAN-OWNED | 282,993 | 768,793 | 137,011 | 1,188,798 |
| JOHNSON LASKY KINDELIN ARCHITECTS INC | WOMAN-OWNED | 138,978 | 705,418 | 65,670 | 910,066 |
| OLYMPIC CONSTRUCTION COMPANY LLC | WOMAN-OWNED | 292,856 | 323,976 | 265,670 | 882,503 |
| KRUT'S ELECTRIC INCORPORATED | WOMAN-OWNED | 314,528 | 247,491 | 243,685 | 805,705 |
| FICEK ELECTRIC COMMUNICATION SYSTEMS INC | WOMAN-OWNED | 655,950 | 141,415 | 4,993 | 802,358 |
| PRECISION BUILDERS ASSOCIATES INC | WOMAN-OWNED | 521,326 | 279,775 | | 801,101 |
| JRH ENTERPRISES INC | WOMAN-OWNED | 119,699 | 491,998 | 174,053 | 785,750 |
| GORDON ELECTRIC SUPPLY | WOMAN-OWNED | 535,186 | 19,881 | 135,216 | 690,282 |
| ON THE JOB CONSULTING INC/PIXO | WOMAN-OWNED | 393,111 | 153,771 | | 546,882 |
| CAD CONSTRUCTION INC | WOMAN-OWNED | 488,354 | 18,577 | | 506,931 |
| PRAIRIE RESTORATIONS INC | WOMAN-OWNED | 50,348 | 405,964 | 41,722 | 498,035 |
| CT MECHANICAL LLC | WOMAN-OWNED | 256,061 | | 219,215 | 475,276 |
| MARUCCO, STODDARD, FERENBACH & WALSH, INC. | WOMAN-OWNED | 440,752 | | | 440,752 |
| SOUTHLAND CUSTOM DECORATING INC | WOMAN-OWNED | 214,375 | 126,779 | 70,630 | 411,784 |
| ILLINI SUPPLY INC | WOMAN-OWNED | 345,575 | 8,105 | 45,362 | 399,042 |
| BAILEY EDWARD DESIGN INC | WOMAN-OWNED | 268,361 | 95,517 | 31,307 | 395,185 |
| ELIZABETH A BLANKENSHIP DBA BPI TESTING LLC | WOMAN-OWNED | 9,392 | 265,912 | 107,229 | 382,533 |
| STOCKS BUSINESS FURNITURE INCORPORATED | WOMAN-OWNED | 300,435 | 33,882 | 26,673 | 360,990 |
| DCC MARKETING LLC | WOMAN-OWNED | 31,969 | 112,740 | 206,835 | 351,544 |
| ALTUSWORKS INCORPORATED | WOMAN-OWNED | 174,051 | 143,784 | 32,292 | 350,127 |
| BIG PICTURE MARKETING INCORPORATED | WOMAN-OWNED | | 249,581 | 70,180 | 319,761 |
| KAVE INC | WOMAN-OWNED | 78,890 | 117,821 | 116,736 | 313,447 |
| ANDERSON LOCK COMPANY LTD | WOMAN-OWNED | 64,252 | 90,040 | 156,759 | 311,050 |
| DILLON REPORTING SERVICE | WOMAN-OWNED | 2,145 | 212,178 | 90,825 | 305,148 |
| FRANKLYNN INC/CHEMICAL MAINTENANCE INC CMI | WOMAN-OWNED | 107,538 | 86,414 | 91,928 | 285,881 |
| G COOPER OIL COMPANY INC | WOMAN-OWNED | 91,829 | 93,716 | 83,147 | 268,692 |
| WOLF ELECTRIC INCORPORATED | WOMAN-OWNED | 1,422 | 22,890 | 244,150 | 268,462 |
| EIP INC/ENERGY IMPROVEMENT PRODUCTS | WOMAN-OWNED | 162,585 | 50,234 | 51,000 | 263,819 |
| PHOENIX BUSINESS SOLUTIONS LLC | WOMAN-OWNED | 246,796 | 3,400 | | 250,196 |
| CMMS EXCELERATION INCORPORATED | WOMAN-OWNED | 100,566 | 69,011 | 77,200 | 246,777 |
| CRYOGENIC US LLC | WOMAN-OWNED | | | 217,656 | 217,656 |
| RESOURCE ONE OF ILLINOIS LLC | WOMAN-OWNED | 132,820 | 1,401 | 80,464 | 214,686 |
| CANINO ELECTRIC COMPANY | WOMAN-OWNED | 10,205 | 85,719 | 96,911 | 192,835 |
| PEDIATRIC INTERACTIONS INCORPORATED | WOMAN-OWNED | | 69,847 | 105,009 | 174,856 |
| PHD SERVICES LLC | WOMAN-OWNED | 44,537 | 58,430 | 61,886 | 164,853 |
| CARMINATI CONSULTING INC | WOMAN-OWNED | | 132,732 | | 132,732 |
| ELLISON GROUP INC | WOMAN-OWNED | 99,174 | 433 | 32,124 | 131,731 |
| EVERGREEN SUPPLY | WOMAN-OWNED | 30,650 | 10,877 | 88,707 | 130,234 |
| WORLD OF PROMOTIONS | WOMAN-OWNED | 7,055 | 17,508 | 105,304 | 129,866 |
| MOS ELECTRICAL MANUFACTURING SUPPLY LLC | WOMAN-OWNED | | | 127,022 | 127,022 |
| GREEN CREW INC | WOMAN-OWNED | 125,365 | | | 125,365 |
| PRIMERA ENGINEERS LTD | WOMAN-OWNED | 67,227 | 18,097 | 32,887 | 118,212 |
| BRUSH ARCHITECTS LLC | WOMAN-OWNED | 38,545 | 15,114 | 60,548 | 114,207 |
| WATTS COPY SYSTEMS INC | WOMAN-OWNED | 31,033 | 42,270 | 31,850 | 105,153 |
| RICHARDS GRAPHIC COMMUNICATIONS, INC. | WOMAN-OWNED | 100,362 | | | 100,362 |
| COLMAN BROHAN AND DAVIS INC/CBD MARKETING | WOMAN-OWNED | 28,958 | 41,330 | 28,958 | 99,245 |
| JAMESON SHEET METAL INC | WOMAN-OWNED | 48,045 | 18,460 | 30,772 | 97,277 |
| NICKA AND ASSOCIATES INC | WOMAN-OWNED | 22,820 | 22,448 | 43,178 | 88,446 |
| J-MAC ASSOCIATES LIMITED | WOMAN-OWNED | 9,866 | 2,945 | 64,817 | 77,628 |
| POOL ADMINISTRATORS INCORPORATED | WOMAN-OWNED | 34,228 | 12,827 | 30,135 | 77,190 |
| SELECT CONTRACTING LLC | WOMAN-OWNED | 44,600 | 31,221 | | 75,821 |
| KELLEY ORNAMENTAL IRON | WOMAN-OWNED | 4,046 | 68,960 | | 73,006 |
| RD MCMILLEN ENTERPRISES INCORPORATED | WOMAN-OWNED | 22,453 | 17,252 | 30,579 | 70,284 |
| OTTSIE LLC | WOMAN-OWNED | 69,367 | | | 69,367 |
| DUNKER ELECTRIC SUPPLY INC | WOMAN-OWNED | 66,321 | 1,128 | 726 | 68,174 |
| TILTON KELLY AND BELL LLC | WOMAN-OWNED | 27,778 | 34,776 | 3,144 | 65,698 |
| DASHCOINC | WOMAN-OWNED | 63,557 | | | 63,557 |
| METHODS MATERIALS INC | WOMAN-OWNED | | | 60,908 | 60,908 |
| COTTER CONSULTING INC | WOMAN-OWNED | 3,826 | 42,480 | 9,173 | 55,479 |
| M HARRIS AND CO | WOMAN-OWNED | 22,500 | 4,000 | 28,500 | 55,000 |
| JEET INCORPORATED | WOMAN-OWNED | 6,600 | 30,125 | 11,706 | 48,431 |
| CALUMET DECORATING SERVICE INC | WOMAN-OWNED | 38,620 | 5,737 | 3,880 | 48,237 |
| HENNEMAN ENGINEERING INC | WOMAN-OWNED | | 26,861 | 20,424 | 47,285 |
| A LUCAS SONS STEEL | WOMAN-OWNED | 43,975 | | | 43,975 |
| MJB DECORATING INC | WOMAN-OWNED | 5,587 | | 37,358 | 42,945 |
| ANZY SUPPLY INC | WOMAN-OWNED | | 13,560 | 28,800 | 42,360 |
| TRANSFORMATIONS BY WIELAND INC | WOMAN-OWNED | 42,247 | | | 42,247 |
| DRAPERIES AND INTERIORS BY DESIGN INCORPORATED | WOMAN-OWNED | 18,884 | 11,333 | 11,374 | 41,591 |
| EVERY BLOOMIN INDUSTRIAL SUPPLYINC | WOMAN-OWNED | 7,560 | | 33,849 | 41,409 |
| 3BC ENTERPRISES INC | WOMAN-OWNED | 39,712 | | | 39,712 |
| YOUR PARTNER PROMOTIONS INC | WOMAN-OWNED | 3,668 | 22,605 | 12,681 | 38,954 |
| AIR DESIGN SYSTEMS | WOMAN-OWNED | | 35,323 | | 35,323 |
| KA REBAR INC | WOMAN-OWNED | 1,234 | 33,040 | | 34,274 |
| DEAF SERVICES UNLIMITED INC | WOMAN-OWNED | 1,688 | 26,055 | 6,199 | 33,941 |
| BELLA BAGNO INC | WOMAN-OWNED | 7,300 | 9,302 | 16,529 | 33,131 |
| FH CANN AND ASSOCIATES INC | WOMAN-OWNED | 32,038 | | | 32,038 |
| CHRISTNER ARCHITECTS | WOMAN-OWNED | 6,706 | | 24,904 | 31,610 |
| CARNOW CONIBEAR ASSOC LTD | WOMAN-OWNED | 9,737 | 18,400 | 2,986 | 31,123 |
| RELIABLE ENVIRONMENTAL SOLUTIONS INC | WOMAN-OWNED | 19,982 | 6,523 | 2,213 | 28,718 |
| AMERICAN PRECISION SUPPLY INC | WOMAN-OWNED | 23,698 | 2,286 | 2,659 | 28,643 |
| AARON ENGINEERING SERVICES | WOMAN-OWNED | | 17,968 | 8,295 | 26,263 |
| KATCO DEVELOPMENT INC | WOMAN-OWNED | 24,330 | | | 24,330 |
| A2 LANDSCAPE CONTRACTORS | WOMAN-OWNED | 24,151 | | | 24,151 |

FY22 Q3 DIVERSITY SPEND BY VENDOR
July 1, 2021 through March 31, 2022

| | | | | |
|--|-------------|------------|------------|------------|
| KR TECH GROUP LLC | WOMAN-OWNED | 23,895 | | 23,895 |
| SUPERIOR FLOOR COVERING INC | WOMAN-OWNED | 14,087 | 3,171 | 23,652 |
| VIXEN CONSTRUCTION INC | WOMAN-OWNED | 15,177 | 7,990 | 23,167 |
| CIVIL DESIGN INC | WOMAN-OWNED | 4,810 | 1,000 | 22,610 |
| FUHRMANN ENGINEERING INCORPORATED | WOMAN-OWNED | 22,213 | | 22,213 |
| DAIGGER SCIENTIFIC INC | WOMAN-OWNED | 6,943 | 4,398 | 20,022 |
| ACTIVE ELECTRICAL SUPPLY CO INC | WOMAN-OWNED | | 20,000 | 20,000 |
| TERRA ENGINEERING LTD | WOMAN-OWNED | 10,384 | 2,907 | 19,904 |
| M AND G GRAPHICS INC | WOMAN-OWNED | 5,365 | | 19,805 |
| CAREIT HEALTH LLC/NOWPOW | WOMAN-OWNED | 19,599 | | 19,599 |
| STILES OFFICE SOLUTIONS, INC. | WOMAN-OWNED | 18,544 | | 18,544 |
| GREAT LAKES LANDSCAPE COMPANY | WOMAN-OWNED | | 17,820 | 17,820 |
| UPLAND DESIGN LTD | WOMAN-OWNED | 9,117 | 8,199 | 17,316 |
| HAGERMAN AND COMPANY INC | WOMAN-OWNED | 1,294 | 15,147 | 16,553 |
| SEICO INC | WOMAN-OWNED | 16,451 | | 16,451 |
| TAYLOR STUDIOS INC | WOMAN-OWNED | | 16,320 | 16,320 |
| PROGRESSIVE INDUSTRIES INC | WOMAN-OWNED | 3,534 | 3,466 | 15,430 |
| ACACIA FINANCIAL GROUP INC | WOMAN-OWNED | | 7,500 | 15,000 |
| CUSHING AND COMPANY | WOMAN-OWNED | | 9,899 | 14,420 |
| CHICAGO COMMUNICATIONS LLC | WOMAN-OWNED | 4,410 | 7,266 | 14,418 |
| ALL TECH ENERGY INC | WOMAN-OWNED | 14,362 | | 14,362 |
| JADE CARPENTRY CONTRACTORS INC | WOMAN-OWNED | 9,455 | 4,819 | 14,273 |
| OCCUPATIONAL TRAINING AND SUPPLY INC | WOMAN-OWNED | 5,175 | 8,070 | 13,861 |
| FINKEL SUPPLY INC | WOMAN-OWNED | 13,376 | | 13,376 |
| CR SCHMIDT INC | WOMAN-OWNED | 12,733 | | 12,733 |
| COLLECTIVE RESOURCE INCORPORATED | WOMAN-OWNED | | 4,913 | 12,681 |
| CHRISTY WEBBER AND CO/CHRISTY WEBBER LANDSCAPES | WOMAN-OWNED | | 10,291 | 10,291 |
| CONTINENTAL TRANSPORTATION SOLUTIONS INC | WOMAN-OWNED | 3,946 | 3,602 | 10,167 |
| CHICAGO AREA PLUMBING INCORPORATED | WOMAN-OWNED | 9,540 | | 9,540 |
| AMS ELITE SOLUTIONS INC | WOMAN-OWNED | | 8,826 | 8,826 |
| MIDWEST MAILING AND SHIPPING SYSTEMS INC | WOMAN-OWNED | | 8,791 | 8,791 |
| CAPITOL CONSTRUCTION GROUP LLC/EGIZI ELECTRIC | WOMAN-OWNED | 8,700 | | 8,700 |
| MIMI PRODUCTIONS | WOMAN-OWNED | | 8,700 | 8,700 |
| CUSTOM UNDERGROUND INCORPORATED | WOMAN-OWNED | 8,340 | | 8,340 |
| MEMBER MECHANICAL | WOMAN-OWNED | | 8,145 | 8,145 |
| ILLINI FIRE EQUIPMENT CO INC | WOMAN-OWNED | 2,652 | 358 | 7,596 |
| SJB PROMOTIONS INCORPORATED | WOMAN-OWNED | 246 | 1,243 | 7,480 |
| LANDSCAPE SOLUTIONS LLC | WOMAN-OWNED | 830 | 4,150 | 7,470 |
| ELECTRICAL CONTRACTORS INC | WOMAN-OWNED | 4,446 | 2,974 | 7,420 |
| HALLETT AND SONS EXPERT MOVERS INC | WOMAN-OWNED | 5,809 | 1,180 | 6,988 |
| ACCURATE BIOMETRICS INCORPORATED | WOMAN-OWNED | 6,070 | 436 | 6,982 |
| REAL DESIGNS INC | WOMAN-OWNED | | 6,944 | 6,944 |
| CELTIC COMMERCIAL PAINTING LLC | WOMAN-OWNED | | 6,888 | 6,888 |
| HENSLEY COMPANY INC | WOMAN-OWNED | 5,354 | 1,230 | 6,584 |
| RADA ARCHITECTS LTD | WOMAN-OWNED | 3,551 | 1,180 | 6,356 |
| EVERLIGHTS INCORPORATED | WOMAN-OWNED | 2,050 | 4,149 | 6,199 |
| KSID INTERIORS INC | WOMAN-OWNED | 5,292 | 879 | 6,171 |
| PROTYPE PRINTING INCORPORATED | WOMAN-OWNED | 1,665 | 1,845 | 5,523 |
| WOODLAND VALUATION SERVICES LLC/APPRaisal ASSOCIATES | WOMAN-OWNED | 5,500 | | 5,500 |
| ILLINI DRILLED FOUNDATIONS INC | WOMAN-OWNED | | 5,438 | 5,438 |
| YAGLA ENGINEERING SERVICES INC | WOMAN-OWNED | | 5,166 | 5,166 |
| COORDINATED CONSTRUCTION PROJECT CONTROL SERVICES | WOMAN-OWNED | | 5,116 | 5,116 |
| MAINTENANCE SUPPLY CORPORATION | WOMAN-OWNED | | 5,000 | 5,000 |
| ADCO ADVERTISING AGENCY INC | WOMAN-OWNED | 2,560 | 2,048 | 4,608 |
| MARUCCO STODDARD FERENBACH AND WALSH INC/MSF AND W CONSULT | WOMAN-OWNED | 608 | 2,385 | 4,320 |
| MIDCO ELECTRIC SUPPLY INC | WOMAN-OWNED | 4,212 | | 4,212 |
| EXPRESS BUSINESS PRODUCTS LLC | WOMAN-OWNED | 3,349 | 462 | 3,881 |
| BIENALI PROMOTIONS LLC | WOMAN-OWNED | | 3,358 | 3,358 |
| THIRD COAST CONSERVATION LLC | WOMAN-OWNED | | 3,345 | 3,345 |
| MT AND ASSOCIATES LLC | WOMAN-OWNED | 2,835 | | 2,835 |
| SOUTHWEST SPRING INC | WOMAN-OWNED | 776 | 1,441 | 2,768 |
| STILES OFFICE SOLUTIONS INC | WOMAN-OWNED | | 1,090 | 2,678 |
| DLS INVESTMENTS INCORPORATED/DECATUR BOLT COMPANY | WOMAN-OWNED | 689 | 690 | 2,577 |
| RELIABLE FIRE EQUIPMENT CO | WOMAN-OWNED | 1,590 | 885 | 2,475 |
| KRYSTAL DAIRY INC | WOMAN-OWNED | | 2,354 | 2,354 |
| WRF ENGINEERS LLC | WOMAN-OWNED | 2,024 | | 2,024 |
| MEDICAL EXPRESS AMBULANCE SERVICE INCORPORATED | WOMAN-OWNED | 1,846 | | 1,846 |
| MASSIE MASSIE ASSOCIATES INC | WOMAN-OWNED | 1,740 | | 1,740 |
| HYGIENEERING INC | WOMAN-OWNED | | 1,586 | 1,586 |
| MCGINNIS AUTO-ELECTRIC REBUILDING SERVICE, INC | WOMAN-OWNED | 1,567 | | 1,567 |
| JOHNSON MECHANICAL SERVICE INC | WOMAN-OWNED | 395 | 1,068 | 1,463 |
| HH OFFICE INCORPORATED/ROGARDS OFFICE PLUS | WOMAN-OWNED | 0 | 1,200 | 1,384 |
| PRAIRIE ENGINEERS PC | WOMAN-OWNED | | 1,340 | 1,340 |
| GRAND ABERDEEN SERVICE II INC | WOMAN-OWNED | | 1,155 | 1,155 |
| ACTION BAG COMPANY | WOMAN-OWNED | | 871 | 1,004 |
| JACOBRYAN ASSOCIATES | WOMAN-OWNED | 866 | 105 | 971 |
| HALLAGAN OFFICE SUPPLY | WOMAN-OWNED | 205 | 718 | 923 |
| MULTILINGUAL CONNECTIONS LLC | WOMAN-OWNED | 534 | 256 | 791 |
| OMEGA SIGN AND LIGHTING INC/YESCO CHICAGO | WOMAN-OWNED | | 374 | 776 |
| AN EXECUTIVE DECISION | WOMAN-OWNED | | 767 | 767 |
| EYE Q OPTIQUE INCORPORATED | WOMAN-OWNED | 549 | 7 | 556 |
| ADVIS INC | WOMAN-OWNED | | 543 | 543 |
| ALOHA DOCUMENT SERVICES INC/ALOHA PRINT GROUP | WOMAN-OWNED | | 300 | 440 |
| ABBOTT INDUSTRIES INC | WOMAN-OWNED | | 325 | 325 |
| SEHERIHD LLC | WOMAN-OWNED | 303 | | 303 |
| AUDREY J WEINSTEIN DBA A WEINSTEIN AND ASSOCIATES | WOMAN-OWNED | 296 | | 296 |
| HIGHLAND POP, LTD. | WOMAN-OWNED | 205 | | 205 |
| RUNCO OFFICE SUPPLY | WOMAN-OWNED | | 24 | 101 |
| ARROW MESSENGER SERVICE INC | WOMAN-OWNED | | 50 | 50 |
| TETRA MEDICAL SUPPLY CORP | WOMAN-OWNED | | 33 | 33 |
| TOTAL | | 18,993,977 | 14,237,840 | 47,583,340 |

FY22 Q3 DIVERSITY SPEND BY VENDOR
July 1, 2021 through March 31, 2022

| VENDOR NAME | Minority-Category | FY22 Q1 (Through 9/30/2021) | FY22 Q2 (Through 12/31/2021) | FY22 Q3 (Through 3/31/2022) | FY22 Q3 (Through 3/31/2022) |
|--|-----------------------------------|-----------------------------------|------------------------------------|-----------------------------------|-----------------------------------|
| CHICAGO LIGHTHOUSE FOR PEOPLE WHO ARE BLIND AND VISUALLY I | DISABLED/SHELTERED/REHABILITATION | 2,136,245 | 1,401,472 | 2,715,869 | 6,253,586 |
| JOHN KENO AND COMPANY INC | DISABLED/SHELTERED/REHABILITATION | | | 504,023 | 504,023 |
| LCM ARCHITECTS LLC | DISABLED/SHELTERED/REHABILITATION | 21,825 | 55,123 | 306,330 | 383,277 |
| DEVELOPMENTAL SERVICES CENTER | DISABLED/SHELTERED/REHABILITATION | 43,935 | 10,190 | 63,922 | 118,047 |
| ADA S MCKINLEY COMMUNITY SERVICES INCORPORATED | DISABLED/SHELTERED/REHABILITATION | 69,471 | | | 69,471 |
| TOM DAVIS ELECTRIC INC | DISABLED/SHELTERED/REHABILITATION | | 50,666 | 2,012 | 52,678 |
| BRIDGEWAY INCORPORATED | DISABLED/SHELTERED/REHABILITATION | 300 | 16,499 | 21,998 | 38,797 |
| ENVISION UNLIMITED | DISABLED/SHELTERED/REHABILITATION | 21,162 | | | 21,162 |
| NEW STAR INC | DISABLED/SHELTERED/REHABILITATION | | 3,169 | 4,132 | 7,301 |
| T. CASTRO PRODUCE, INC. | DISABLED/SHELTERED/REHABILITATION | 7,025 | | | 7,025 |
| COMMUNITY SUPPORT SYSTEMS | DISABLED/SHELTERED/REHABILITATION | 630 | 2,520 | 1,890 | 5,040 |
| TROPICAL ENVIRONMENTAL INC | DISABLED/SHELTERED/REHABILITATION | | | 2,256 | 2,256 |
| CROONERS | DISABLED/SHELTERED/REHABILITATION | 304 | 536 | 690 | 1,530 |
| ARC OF THE QUAD CITIES AREA | DISABLED/SHELTERED/REHABILITATION | | 100 | | 100 |
| TOTAL | | 2,300,897 | 1,540,274 | 3,623,121 | 7,464,292 |

FY22 Q3 DIVERSITY SPEND BY VENDOR
July 1, 2021 through March 31, 2022

| VENDOR NAME | Certification- Category | FY22 Q1 (Through 9/30/2021) | FY22 Q2 (Through 12/31/2021) | FY22 Q3 (Through 3/31/2022) | FY22 Q3 (Through 3/31/2022) |
|---|----------------------------|--------------------------------|---------------------------------|--------------------------------|--------------------------------|
| FELMLEY-DICKERSON COMPANY | VOSB | 1,775,488 | 821,013 | 730,205 | 3,326,706 |
| JOHN KENO AND COMPANY INC | VOSB | | | 504,023 | 504,023 |
| INDUSTRIA INC | SDVOSB | 201,455 | | | 201,455 |
| SUPPLIED INDUSTRIAL SOLUTIONS INC | VOSB | 67,560 | | | 67,560 |
| LYNCHCO CONSTRUCTION INC | VOSB | | 43,401 | 18,947 | 62,348 |
| MODE ARCHITECTS PC | VOSB | 15,810 | 13,208 | 1,515 | 30,533 |
| WOLF ELECTRICAL SUPPLY COMPANY | VOSB | 25,004 | | | 25,004 |
| JUNEAU ASSOCIATES INC PC | VOSB | 18,900 | | 2,513 | 21,413 |
| CPMH CONSTRUCTION INC | VOSB | 20,012 | | | 20,012 |
| CHICAGO FIRE PROTECTION LLC | SDVOSB | 19,785 | | | 19,785 |
| COMMAND MECHANICAL GROUP | VOSB | | | 17,777 | 17,777 |
| JC GROUP ILLINOIS LLC | VOSB | 17,604 | | | 17,604 |
| HALO SECURITY GROUP, LLC | VOSB | 14,924 | | | 14,924 |
| MIDDLETON CONSTRUCTION CONSULTING OF ILLINOIS LLC | SDVOSB | 14 | 1,200 | 11,800 | 13,014 |
| ESKENAZI FARRELL ASSOCIATES LLC | VOSB | 12,325 | | | 12,325 |
| KUHN TRELLO CONSULTING ENGINEERS LLC | VOSB | | 11,631 | | 11,631 |
| PAGE SECURITY & INVESTIGATION SERVICES INCORPORATED | VOSB | 11,556 | | | 11,556 |
| VIRTUAL ENERGY SOLUTIONS INC | SDVOSB | | | 9,050 | 9,050 |
| JC INSULATION INC | VOSB | | | 5,130 | 5,130 |
| WORLD S PRINTING SPE | VOSB | | 4,041 | | 4,041 |
| MIDWEST BUSINESS CONSULTING, LLC | SDVOSB | 2,350 | | | 2,350 |
| TROPICAL ENVIRONMENTAL INC | SDVOSB | | | 2,256 | 2,256 |
| PHILOMATHY DIGITAL MEDIA MARKETING LLC | VOSB | | | 2,250 | 2,250 |
| DUAL FUEL SYSTEMS/DIVERSIFIED FLEET SERVICES | VOSB | 875 | | | 875 |
| CROSS RHODES REPROGRAPHICS INC | VOSB | | 649 | | 649 |
| TOTAL | | 2,203,662 | 895,143 | 1,305,465 | 4,404,270 |