

Reported to the Board of Trustees  
May 20, 2021

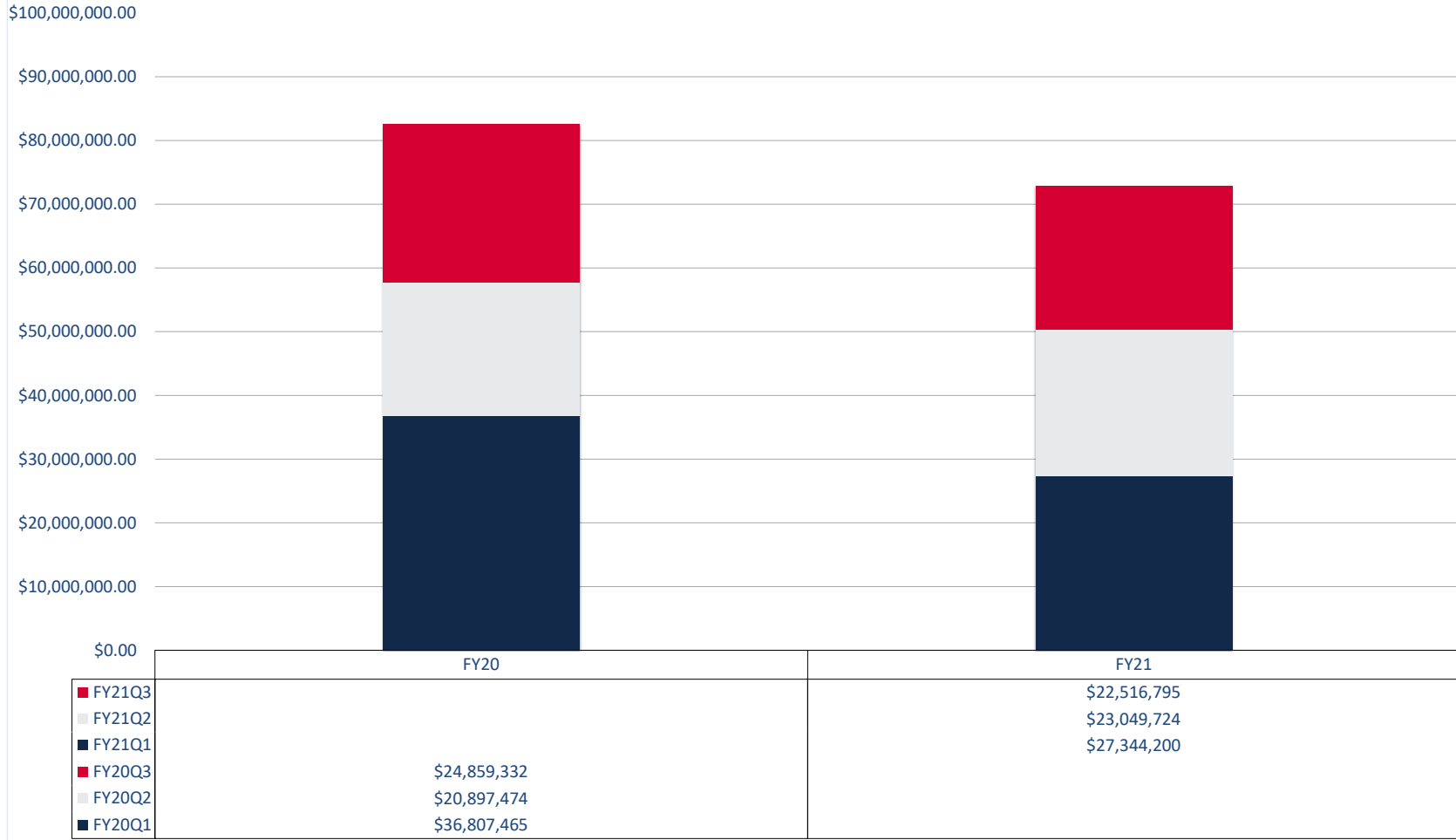
Board Meeting  
May 20, 2021

## **Diversity Report to the Board of Trustees**

### **University of Illinois**

Attached is a report that responds to the Board of Trustees' request for periodic information on diversity expenditures. The report lists expenditures by diversity vendor for the period of July 1, 2020 through March 31, 2021. The corresponding budget for fiscal year 2021 is \$6,737,013,000. The data are summarized in the first chart for capital and non-capital diversity expenditures in total, by campus and by category. The final charts lists total expenditures for the reporting period by diversity vendor.

### YEAR OVER YEAR RELATIVE QUARTER DIVERSE SPEND COMPARISON

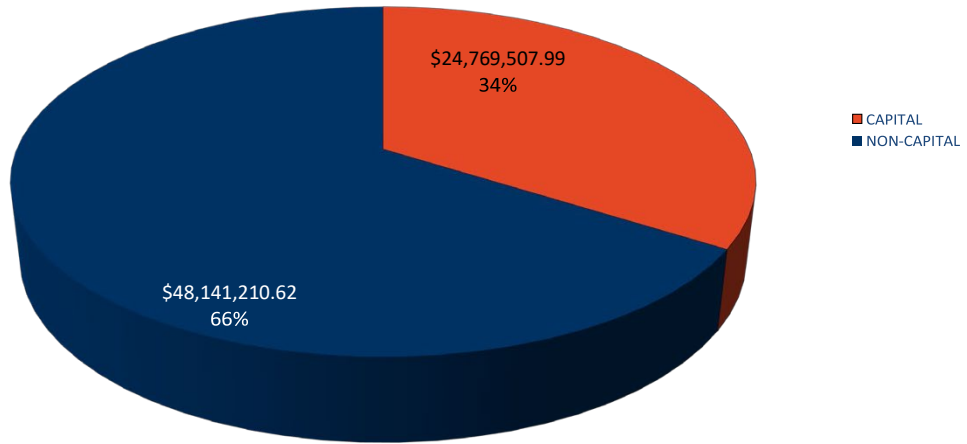


TOTAL EXPENSE BUDGET	\$6,737,013,000.00
PAYMENTS ON BEHALF	\$1,406,000,000.00
OTHER AUTOMATIC EXEMPTIONS	\$4,141,975,206.24
TOTAL BUDGET SUBJECT TO GOAL*	\$1,189,037,793.76

FY21Q3 DIVERSE SPEND	\$72,910,718.61
----------------------	-----------------

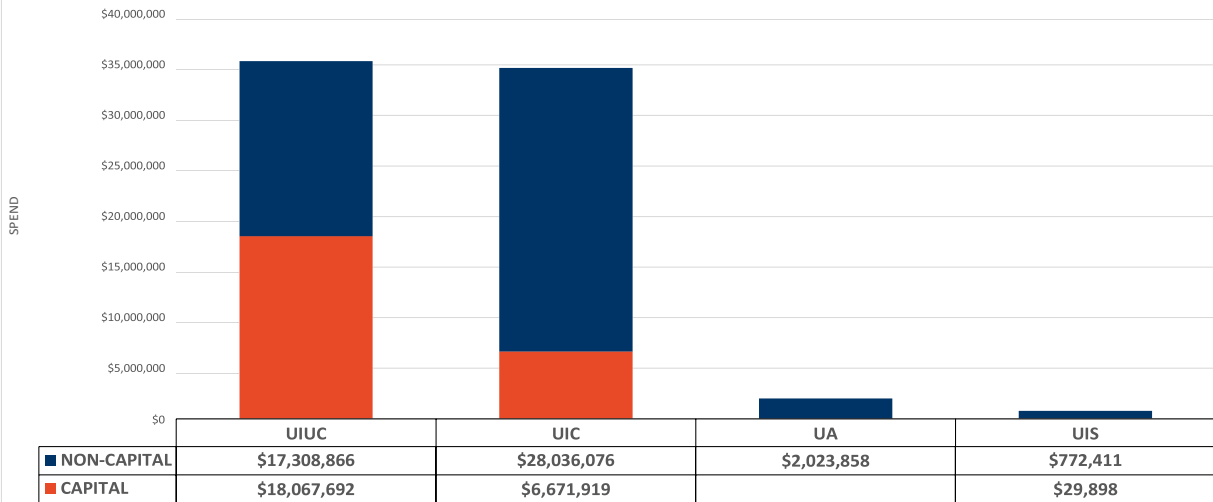
\*FY21 BEP EXEMPTIONS STILL TO BE FINALIZED

**FY21 Capital & Non-Capital Diversity Spend Report Expenditures (Through 3/31/2021)**

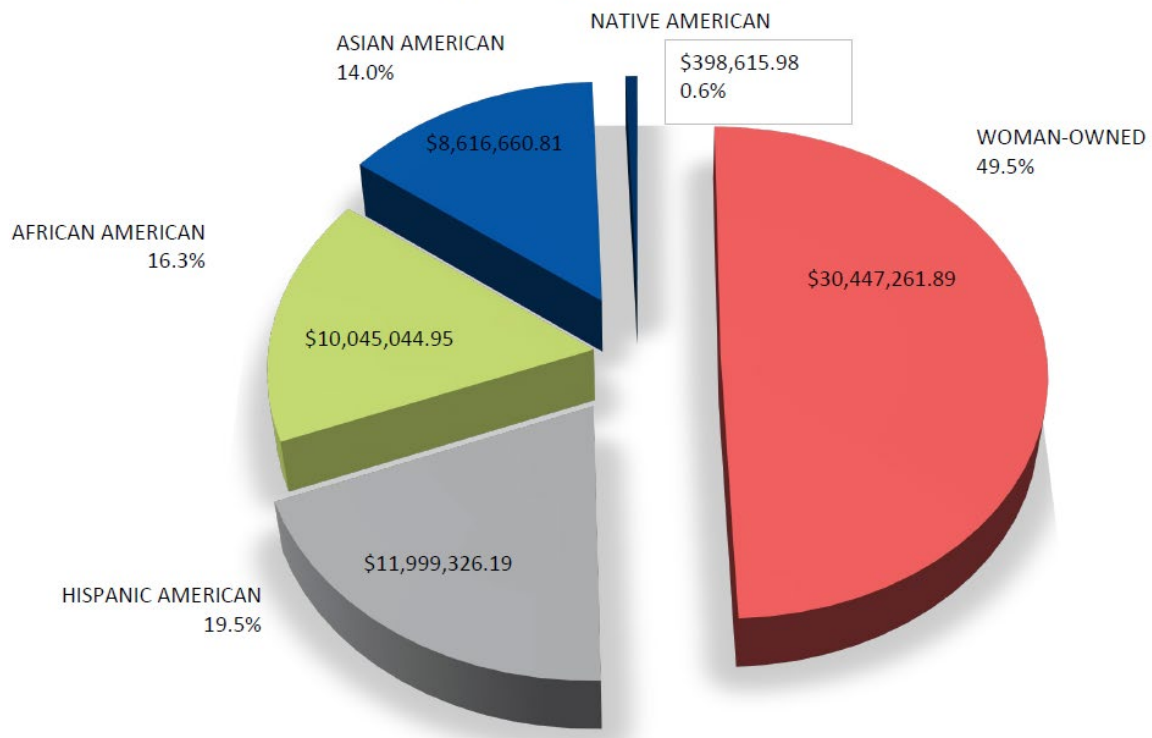


**Grand Total = \$72,910,718.61**

**FY21 Capital & Non-Capital Diversity Spend Report Expenditures by Campus (Through 3/31/2021)**



### FY21Q3 Diversity Spend Report Expenditures Category (Through 3/31/2021)



FY21 Q3 DIVERSITY SPEND BY VENDOR  
July 1, 2020 through March 31, 2021

VENDOR NAME	Minority-Category	FY21 Q1 (Through 9/30/2020)	FY21 Q2 (Through 12/31/2020)	FY21 Q3 (Through 3/31/2021)	FY21 Q3 (Through 3/31/2021)
INDUSTRIAL AND UTILITY SUPPLY LTD/INDUSTRIAL ELECTRIC SUPP	AFRICAN AMERICAN	284,346	449,641	504,162	1,238,149
DAVIS DAVIS GENERAL CONSTRUCTION AND CONCRETE INC	AFRICAN AMERICAN	60,268	174,930	305,984	541,182
NEW BEGINNINGS CONTRACTORS INC	AFRICAN AMERICAN	229,298	136,862	129,997	496,157
PREMIER STAFFING SOURCE INC	AFRICAN AMERICAN	67,014	144,575	263,352	474,941
VEYA INC	AFRICAN AMERICAN	295,574	157,137	14,400	467,111
NATIONAL HVACDBA NATIONAL INSULATION INC	AFRICAN AMERICAN	82,054	191,504	110,810	384,368
MOODY NOLAN INCORPORATED	AFRICAN AMERICAN	209,916	125,675	46,050	381,641
F J ROBINSONS CONTRACTING	AFRICAN AMERICAN	131,306	167,173	52,864	351,342
CG CONSTRUCTION SUPPLY COMPANY INC	AFRICAN AMERICAN	299,756	2,176	27,897	329,829
JP EXCAVATING AND TRUCKING	AFRICAN AMERICAN	166,061	67,057	91,604	324,723
MAINTENANCE SOLUTIONS INC	AFRICAN AMERICAN	124,823		175,230	300,053
INTERNATIONAL QUALITY CONTRACTING INC	AFRICAN AMERICAN	156,621	60,607	79,172	296,401
ANCHOR STAFFING INC	AFRICAN AMERICAN	103,489	109,407	78,549	291,446
ROBERT L MILLER ASSOCIATES INC	AFRICAN AMERICAN	106,518	99,444	74,253	280,215
CALL FLAWLESS INC	AFRICAN AMERICAN	78,968	84,718	99,240	262,926
M CANNON ROOFING CO LLC	AFRICAN AMERICAN	237,690	13,725		251,415
ENVIRONMENTAL DESIGN INTERNATIONAL INC (EDI)	AFRICAN AMERICAN	127,864	60,774	60,968	249,606
UJAMAA CONSTRUCTION INCORPORATED	AFRICAN AMERICAN	233,732	10,684		244,416
ELECTRONIC KNOWLEDGE INTERCHANGE COMPANY	AFRICAN AMERICAN	84,310	92,380	59,620	236,310
SOUTH COAST PAPER LLC	AFRICAN AMERICAN	67,631	53,258	108,133	229,022
EXPRESS ELECTRIC SUPPLY	AFRICAN AMERICAN	94,491	51,233	29,495	175,220
PROFESSIONAL ELEVATOR SERVICES INC	AFRICAN AMERICAN	98,315	72,808		171,122
INTER-CITY SUPPLY COMPANY INC	AFRICAN AMERICAN	38,673	53,624	70,051	162,348
PAGODA ELECTRIC CONSTRUCTION INC	AFRICAN AMERICAN		98,708	50,479	149,186
ELECTRICAL RESOURCE MANAGEMENT	AFRICAN AMERICAN	119,930	17,242	4,751	141,922
INTEGRATED LIGHTING TECHNOLOGIES INC/INTEGRATING GREEN TECH	AFRICAN AMERICAN	140,140			140,140
SLG INNOVATION INC	AFRICAN AMERICAN	32,256	48,384	48,384	129,024
LYONS VIEW MANUFACTURER AND SUPPLY INC	AFRICAN AMERICAN	70,070	55,706		125,776
VOLUNTEER SUPPLY INDUSTRIES LTD	AFRICAN AMERICAN	6,656	24,754	85,690	117,101
WEBB ENGINEERING SERVICES INC	AFRICAN AMERICAN	38,619	31,594	32,580	102,794
NETA SCIENTIFIC INC	AFRICAN AMERICAN	101,203	1,195		102,398
DUST EM CLEAN MAINTENANCE COMPANY INC	AFRICAN AMERICAN	20,999	31,498	31,498	83,995
AFC CONSTRUCTION LLC	AFRICAN AMERICAN			76,549	76,549
PRODUCTION DISTRIBUTION COMPANIES	AFRICAN AMERICAN		38,135	32,677	70,812
SUPPLIED INDUSTRIAL SOLUTIONS INC	AFRICAN AMERICAN	67,560	366		67,927
TAYLOR MADE DESIGN INCORPORATED	AFRICAN AMERICAN	16,684	44,675	4,954	66,313
URBAN TRANSFORMATION FARMS INC	AFRICAN AMERICAN	8,949	6,966	28,799	44,713
BLUE FOX CLEANING SERVICE LLC	AFRICAN AMERICAN	23,240	21,000		44,240
ARCHITECTS ENTERPRISE LTD	AFRICAN AMERICAN	5,956	28,483	5,026	39,465
MYLEER CORPORATION	AFRICAN AMERICAN	5,299	15,896	15,139	36,334
WALKERHEALTHCAREIT LLC	AFRICAN AMERICAN	30,766			30,766
EX3 LABS LLC	AFRICAN AMERICAN		9,800	20,300	30,100
BEYOND CLEAN CLEANING SERVICES LLC	AFRICAN AMERICAN		25,164		25,164
TABITHA VENTURES INC	AFRICAN AMERICAN			24,378	24,378
WE'RE CLEANING INC	AFRICAN AMERICAN		22,654		22,654
THE RODERICK GROUP DBA ARDMORE RODERICK	AFRICAN AMERICAN	13,293		9,035	22,328
MILHOUSE ENGINEERING AND CONSTRUCTION INC	AFRICAN AMERICAN	17,031		3,328	20,359
DAVID MASON ASSOCIATES OF ILLINOIS LTD	AFRICAN AMERICAN	2,832	7,348	7,933	18,113
MOODY NOLAN INCORPORATED	AFRICAN AMERICAN		17,920		17,920
SIERRA GLASS COMPANY	AFRICAN AMERICAN	6,682	10,800		17,482
JC GROUP ILLINOIS LLC	AFRICAN AMERICAN		14,834	419	15,252
THE BOWA GROUP INC	AFRICAN AMERICAN	2,684	7,121	5,097	14,902
ASAPRO LLC	AFRICAN AMERICAN	12,247			12,247
ADVANCED WINDOW SYSTEMS	AFRICAN AMERICAN		9,000		9,000
JSR ENTERPRISES INC	AFRICAN AMERICAN	4,328	4,650		8,978
MBE CONSTRUCTION SUPPLY INC	AFRICAN AMERICAN			7,405	7,405
JMC SERV INC/SERVICEMASTER JANITORIAL CLEANING	AFRICAN AMERICAN		5,810	1,453	7,263
VICTORY PHARMACY OF DECATUR INC/VICTORY MEDICAL EQUIPMENT	AFRICAN AMERICAN	4,037	1,909	1,070	7,016
OMAR MEDICAL SUPPLIES INCORPORATED	AFRICAN AMERICAN	6,480			6,480
STITCH ME LLC	AFRICAN AMERICAN		1,805	3,645	5,450
EVANS ELECTRIC	AFRICAN AMERICAN			5,265	5,265
NETA SCIENTIFIC INC	AFRICAN AMERICAN			5,257	5,257
LAMBENT RISK MANAGEMENT SERVICES INC	AFRICAN AMERICAN			4,625	4,625
BROOK ARCHITECTURE INC	AFRICAN AMERICAN		4,400		4,400
RINGOLD FINANCIAL MANAGEMENT SERVICES INC	AFRICAN AMERICAN		4,200		4,200
URBAN PRESCRIPTIVES CONSULTING INC	AFRICAN AMERICAN	4,000			4,000
PRO BIZ PRODUCTS LLC	AFRICAN AMERICAN		688	2,310	2,998
MCKISSACK MCKISSACK MIDWEST INC	AFRICAN AMERICAN			2,722	2,722
ELETE CONSTRUCTION AND ENVIRONMENTAL INC	AFRICAN AMERICAN		2,536		2,536
POWELL III	AFRICAN AMERICAN		1,500	500	2,000
COMPREHENSIVE CONSTRUCTION SOLUTIONS LLC	AFRICAN AMERICAN		1,710		1,710
ASHLAUR CONSTRUCTION COMPANY INC	AFRICAN AMERICAN	1,000			1,000
ENVIRONMENTAL DESIGN INTERNATIONAL INC (EDI)	AFRICAN AMERICAN		924		924
EMED MEDICAL COMPANY LLC	AFRICAN AMERICAN			644	644
HILTON PUBLISHING INC/HPC	AFRICAN AMERICAN	517			517
WOMEN AND DRONES LLC	AFRICAN AMERICAN	350			350
ZUBER LAWLER AND DEL DUCA LLP	AFRICAN AMERICAN			9	9
<b>TOTAL</b>		<b>4,142,525</b>	<b>2,998,767</b>	<b>2,903,753</b>	<b>10,045,045</b>

FY21 Q3 DIVERSITY SPEND BY VENDOR  
July 1, 2020 through March 31, 2021

VENDOR NAME	Minority-Category	FY21 Q1 (Through 9/30/2020)	FY21 Q2 (Through 12/31/2020)	FY21 Q3 (Through 3/31/2021)	FY21 Q3 (Through 3/31/2021)
PACE SYSTEMS INC	ASIAN AMERICAN	1,079,174	477,769	421,001	1,977,944
MECCOR INDUSTRIES LTD	ASIAN AMERICAN	1,055,952	360,809	362,989	1,779,750
INDUSTRIA INC	ASIAN AMERICAN		1,010,452	369,586	1,380,039
NEXT GENERATION TECHNOLOGY INC	ASIAN AMERICAN	263,703	220,968	253,296	737,967
LEAD IT CORPORATION	ASIAN AMERICAN	169,398	129,988	164,140	463,526
JADE MECHANICAL SERVICES LLC	ASIAN AMERICAN			360,450	360,450
RUBINOS AND MESIA ENGINEERS INC	ASIAN AMERICAN	133,683	83,919	142,607	360,209
SNTIAL TECHNOLOGIES INCORPORATED	ASIAN AMERICAN	98,375	168,575	91,395	358,345
SUNRISE HITEK GROUP LLC/SUNRISE DIGITAL	ASIAN AMERICAN	195,433	30,465		225,898
EKLA CORPORATION	ASIAN AMERICAN	53,759	45,279	22,742	121,781
STEARNJOGLEKAR LTD	ASIAN AMERICAN	58,564	35,294	6,229	100,087
CCS INTERNATIONAL INC	ASIAN AMERICAN	56,710	17,309	22,050	96,069
MODE ARCHITECTS PC	ASIAN AMERICAN	15,810	12,242	61,450	89,502
RELIABLE CONTRACTING AND EQUIPMENT CO	ASIAN AMERICAN	77,250			77,250
VIVA USA INCORPORATED	ASIAN AMERICAN	18,742	26,758	26,332	71,832
MACK CONSTRUCTION SERVICESLLC	ASIAN AMERICAN	70,209			70,209
NOVAMED INC	ASIAN AMERICAN		30,089	21,428	51,517
CCJM ENGINEERS LTD	ASIAN AMERICAN		43,250		43,250
RTM ASSOCIATES INC	ASIAN AMERICAN		30,232	10,600	40,832
SHEN MILSOM WILKE LLC	ASIAN AMERICAN	33,676	2,855	3,685	40,216
NET SOURCE INC	ASIAN AMERICAN	35,803			35,803
TERRY GUEN DESIGN ASSOCIATES INC	ASIAN AMERICAN	4,860	4,040	25,570	34,470
VISIONPOINT MARKETING LLC	ASIAN AMERICAN	27,224			27,224
AC GENTROL INCORPORATED	ASIAN AMERICAN		8,503	8,156	16,659
GENERAL ENERGY CORP	ASIAN AMERICAN		13,500		13,500
CRYSTAL CHEM INCORPORATED	ASIAN AMERICAN	2,055	2,530	3,080	7,665
BTIV LABS CORPORATION	ASIAN AMERICAN		5,000		5,000
CHEMCO INDUSTRIES INC	ASIAN AMERICAN		4,926		4,926
DIAGNOCINE LLC	ASIAN AMERICAN	135	2,430	1,774	4,339
RUBINOS AND MESIA ENGINEERS INC	ASIAN AMERICAN		3,780		3,780
HANSON INFORMATION SYSTEMS INCORPORATED	ASIAN AMERICAN	1,845	854	806	3,504
INTERRA INCORPORATED	ASIAN AMERICAN	3,009			3,009
HI-TEK ENVIRONMENTAL INC/STAT ANALYSIS CORP	ASIAN AMERICAN		1,372	1,152	2,524
TRUONG ENTERPRISES INC	ASIAN AMERICAN		2,013		2,013
DAS CONSULTING SERVICES LLC	ASIAN AMERICAN	1,694			1,694
ALTRA DIVISION 5 LLC	ASIAN AMERICAN			1,656	1,656
TRANSMART TECHNOLOGIES INCORPORATED	ASIAN AMERICAN			1,096	1,096
BITSIO INC	ASIAN AMERICAN		638		638
HUGH LIGHTING DESIGN LLC	ASIAN AMERICAN			490	490
<b>TOTAL</b>		<b>3,457,062</b>	<b>2,775,838</b>	<b>2,383,761</b>	<b>8,616,661</b>

FY21 Q3 DIVERSITY SPEND BY VENDOR  
July 1, 2020 through March 31, 2021

VENDOR NAME	Minority-Category	FY21 Q1 (Through 9/30/2020)	FY21 Q2 (Through 12/31/2020)	FY21 Q3 (Through 3/31/2021)	FY21 Q3 (Through 3/31/2021)
MONTERREY SECURITY CONSULTANTS INC	HISPANIC AMERICAN	590,541	1,004,078	1,189,301	2,783,920
ACCEL CONSTRUCTION SERVICES GROUP LLC	HISPANIC AMERICAN	862,331	171,394	550,650	1,584,375
VALOR TECHNOLOGIES INCORPORATED	HISPANIC AMERICAN	1,149,413	165,816	40,081	1,355,310
CSI 3000 INC	HISPANIC AMERICAN	392,798	365,944	275,968	1,034,709
OLD VETERAN CONSTRUCTION INC	HISPANIC AMERICAN	165,266	202,803	218,587	586,656
BRANDENBURGER PLUMBING INC	HISPANIC AMERICAN	126,108	149,452	229,288	504,847
VARGAS GROUP INC	HISPANIC AMERICAN	44,622	249,322	133,866	427,810
RAMIREZ GROUP LLC	HISPANIC AMERICAN			333,055	333,055
MIDWAY CONTRACTING GROUP LLC	HISPANIC AMERICAN	109,128	41,054	63,026	213,207
MARKET CONTRACTING SERVICE INC	HISPANIC AMERICAN	54,496	61,635	92,348	208,478
AMERICAN SURVEYING AND ENGINEERING PC	HISPANIC AMERICAN	140,410	34,284		174,694
ESCARPITA CONSTRUCTION COMPANY INC	HISPANIC AMERICAN	118,938	7,616	37,795	164,349
GLOBAL WATER TECHNOLOGY INC	HISPANIC AMERICAN	95,375	51,092	13,142	159,609
MEP INFRASTRUCTURE SOLUTIONS INCORPORATED	HISPANIC AMERICAN	35,750	83,256	27,708	146,714
TORO CONSTRUCTION CORP	HISPANIC AMERICAN		13,509	124,466	137,975
TERRA DEMOLITION	HISPANIC AMERICAN	53,250	48,792	25,884	127,926
INFINITY TRANSPORTATION MANAGEMENT LLC	HISPANIC AMERICAN		16,723	109,587	126,309
DEKAYO CORPORATION DBA ORTIZ CONTRACTING GROUP	HISPANIC AMERICAN		112,862	6,488	119,350
SPEEDY GONZALEZ LANDSCAPING INC	HISPANIC AMERICAN	93,038		23,712	116,750
BAUTISTA ELECTRIC ENTERPRISES INC	HISPANIC AMERICAN	73,593	29,501	7,385	110,479
DUMEX CONSTRUCTION COMPANY	HISPANIC AMERICAN	28,112	48,510	33,425	110,047
DRIVE CONSTRUCTION INC	HISPANIC AMERICAN	26,183	11,701	61,796	99,679
SANCHEZ PAVING COMPANY INC	HISPANIC AMERICAN		95,255		95,255
M W POWELL COMPANY	HISPANIC AMERICAN	94,160			94,160
KES PROTECHS COMPANY	HISPANIC AMERICAN	35,937	27,185	24,552	87,674
CRAFT MECHANICAL LLC	HISPANIC AMERICAN	60,818		17,692	78,510
BIENALI PROMOTIONS LLC	HISPANIC AMERICAN	63,013	11,163	2,366	76,542
NES INC	HISPANIC AMERICAN	22,196	9,000	41,157	72,353
BAUER LATOZA STUDIO LIMITED	HISPANIC AMERICAN	33,377	15,546	11,588	60,510
MIDWEST MOVING AND STORAGE INC	HISPANIC AMERICAN	52,296			52,296
NEW ERA PAINTING INC	HISPANIC AMERICAN	45,747	6,083		51,830
DURANGO PAINTING	HISPANIC AMERICAN		51,570		51,570
AMAZING EDIBLES LTD	HISPANIC AMERICAN			45,460	45,460
SANCHEZ AND DANIELS AND HOFFMAN LLP	HISPANIC AMERICAN	19,957	14,081	7,165	41,203
DURANGO PAINTING	HISPANIC AMERICAN	32,654	4,395	3,378	40,427
GSG CONSULTANTS INC	HISPANIC AMERICAN		38,322		38,322
RL CANNING INCORPORATED	HISPANIC AMERICAN		8,662	27,776	36,438
GONZALEZ IRON WORKS LLC	HISPANIC AMERICAN	20,165	12,944	3,108	36,217
ARCHITRAVE LTD	HISPANIC AMERICAN	9,498		26,112	35,610
NESTBUILDERS INC DBA DBHMS	HISPANIC AMERICAN	6,675	1,988	21,431	30,094
WOLF ELECTRICAL SUPPLY COMPANY	HISPANIC AMERICAN	25,004	4,428	223	29,655
MONTENEGRO PAPER LTD/MONTENEGRO INC	HISPANIC AMERICAN	10,640	13,760		24,400
METAPHRASIS LANGUAGE AND CULTURAL SOLUTIONS LLC	HISPANIC AMERICAN	3,046	3,906	16,516	23,469
MILHOUSE CONSTRUCTION INC	HISPANIC AMERICAN	8,280	13,254		21,534
PINTO CONSTRUCTION GROUP INC	HISPANIC AMERICAN	15,082	6,366		21,448
SANTOS MCLEESE LLC	HISPANIC AMERICAN		7,000	14,000	21,000
DYNAMIC HEATING AND PIPING COMPANY	HISPANIC AMERICAN	3,420	13,282		16,702
VIRTUAL ENERGY SOLUTIONS INC	HISPANIC AMERICAN		14,825	941	15,766
SANCHEZ ASSOCIATES PC	HISPANIC AMERICAN		14,271		14,271
UPTOWN DECORATING CORP	HISPANIC AMERICAN	13,050			13,050
PRO NOVA CONTRACTING LLC	HISPANIC AMERICAN			11,950	11,950
PANIAGUA GROUP INC	HISPANIC AMERICAN	7,528	4,220		11,748
MIRACLE BUSINESS SOLUTIONS LLC	HISPANIC AMERICAN	8,665		2,809	11,474
PMJ ENTERPRISES INC	HISPANIC AMERICAN	10,676			10,676
CPMH CONSTRUCTION INC	HISPANIC AMERICAN	9,512			9,512
IBUILDERS CORP	HISPANIC AMERICAN	7,380	1,710		9,090
GARCIA AND SONS CONSTRUCTION CO	HISPANIC AMERICAN	4,500		4,500	9,000
MORENO ARCHITECTS LTD/JGMA	HISPANIC AMERICAN		8,500		8,500
UNITED SCAFFOLDING INC	HISPANIC AMERICAN			8,500	8,500
CHICAGO BIOMEDICAL SERVICES COMPANY	HISPANIC AMERICAN			8,225	8,225
MARKET CONTRACTING SERVICE INC	HISPANIC AMERICAN		7,717		7,717
GLOBAL MAINTENANCE SOLUTIONS	HISPANIC AMERICAN			7,358	7,358
MS SEBASTIAN PAINTING INC	HISPANIC AMERICAN	6,325			6,325
MILLENNIA PROFESSIONAL SERVICE OF ILLINOIS	HISPANIC AMERICAN		5,349		5,349
HANNO WEBER ASSOCIATES ARCHITECTURE/URBAN DESIGN	HISPANIC AMERICAN			4,520	4,520
MEP INFRASTRUCTURE SOLUTIONS INCORPORATED	HISPANIC AMERICAN	4,358			4,358
GALAXY ENVIRONMENTAL INC	HISPANIC AMERICAN		4,037	243	4,281
ROMINE COMMERCIAL PAINTING INC	HISPANIC AMERICAN			3,022	3,022
BRANDENBURGER PLUMBING INC	HISPANIC AMERICAN		2,525		2,525
HIGHWAY SAFETY CORP	HISPANIC AMERICAN			1,350	1,350
US MESSENGER AND LOGISTICS INC/USM LOGISTICS US MESSENGER	HISPANIC AMERICAN	562	303	217	1,083
VALOR TECHNOLOGIES INCORPORATED	HISPANIC AMERICAN		404		404
A MAESTRANZI SONS KNIFE SERVICES LLC	HISPANIC AMERICAN	30	60	90	180
US MESSENGER AND LOGISTICS INC/USM LOGISTICS US MESSENGER	HISPANIC AMERICAN		121		121
MIDWEST ROI INCORPORATED	HISPANIC AMERICAN		47		47
<b>TOTAL</b>		<b>4,793,900</b>	<b>3,291,619</b>	<b>3,913,807</b>	<b>11,999,326</b>

FY21 Q3 DIVERSITY SPEND BY VENDOR  
July 1, 2020 through March 31, 2021

VENDOR NAME	Minority-Category	FY21 Q1 (Through 9/30/2020)	FY21 Q2 (Through 12/31/2020)	FY21 Q3 (Through 3/31/2021)	FY21 Q3 (Through 3/31/2021)
GLESCO ELECTRIC INCORPORATED	WOMAN-OWNED	967,911	425,671	1,350,707	2,744,290
MARSHA L NORRIS DBA MLN ENTERPRISE	WOMAN-OWNED	1,103,207	382,940	875,824	2,361,971
PIER GROUP LLC	WOMAN-OWNED	1,120,818	555,192	493,570	2,169,580
FICEK ELECTRIC COMMUNICATION SYSTEMS INC	WOMAN-OWNED	655,950	580,419	688,286	1,924,655
COMMERCIAL FLOOR COVERING INC/TSI COMMERCIAL FLOOR COVERING	WOMAN-OWNED	776,851	7,492	402,545	1,186,887
VON ALST OPERATING LLC	WOMAN-OWNED	253,990	598,210	284,802	1,137,001
ON THE JOB CONSULTING INC/PIXO	WOMAN-OWNED	296,523	344,573	495,688	1,136,784
KRUT'S ELECTRIC INCORPORATED	WOMAN-OWNED	225,145	436,042	309,391	970,578
OLYMPIC CONSTRUCTION COMPANY LLC	WOMAN-OWNED	194,868	320,764	345,361	860,993
AUTUMN CONSTRUCTION SERVICES INC	WOMAN-OWNED	548,772	138,844	82,897	770,513
PRECISION BUILDERS ASSOCIATES INC	WOMAN-OWNED	521,326	110,888	103,026	735,240
BAILEY EDWARD DESIGN INC	WOMAN-OWNED	249,654	120,979	343,943	714,576
AIR DESIGN SYSTEMS INC	WOMAN-OWNED	206,058	334,070	171,204	711,332
CAD CONSTRUCTION INC	WOMAN-OWNED	488,354	100,915	61,186	650,456
CAPITOL CONSTRUCTION GROUP LLC/EGIZI ELECTRIC	WOMAN-OWNED	45,880	364,317	182,725	592,921
STOCKS BUSINESS FURNITURE INC/STOCKS OFFICE FURNITURE	WOMAN-OWNED	10,547	1,785	536,617	548,949
RESOURCE ONE OF ILLINOIS LLC	WOMAN-OWNED	132,820	265,641	123,115	521,577
COMMERCIAL FLOOR COVERING INC/TSI COMMERCIAL FLOOR COVERING	WOMAN-OWNED		513,897		513,897
TITAN INDUSTRIES INC	WOMAN-OWNED	351,209	86,227	48,052	485,488
G COOPER OIL COMPANY INC	WOMAN-OWNED	157,420	99,301	172,757	429,479
ILLINI SUPPLY	WOMAN-OWNED	340,648	19,415	59,935	419,998
KAVE INC	WOMAN-OWNED	116,697	78,291	123,556	318,545
CMMS EXCELERATION INCORPORATED	WOMAN-OWNED	112,314	81,166	123,694	317,174
PHOENIX BUSINESS SOLUTIONS LLC	WOMAN-OWNED	199,204	103,939	12,254	315,398
TILTON KELLY AND BELL LLC	WOMAN-OWNED	97,163	123,294	92,024	312,481
CT MECHANICAL	WOMAN-OWNED	249,160	7,595	23,064	279,819
DUNKER ELECTRIC SUPPLY INC	WOMAN-OWNED	67,511	173,884	24,259	265,654
GREEN CREW INC	WOMAN-OWNED	125,365	87,182	52,296	264,842
FRANKLYNN INC/CHEMICAL MAINTENANCE INC CMI	WOMAN-OWNED	164,025	35,229	59,815	259,070
JOHNSON LASKY KINDELIN ARCHITECTS INC	WOMAN-OWNED	33,570	62,753	158,925	255,248
BIG PICTURE MARKETING INCORPORATED	WOMAN-OWNED	6,186	231,662	8,147	245,994
ANDERSON LOCK COMPANY LTD	WOMAN-OWNED	99,037	61,161	77,901	238,099
SOUTHLAND CUSTOM DECORATING INC	WOMAN-OWNED	149,985	60,840	4,230	215,055
DILLON REPORTING SERVICE	WOMAN-OWNED	43,573	82,605	63,070	189,248
A2 LANDSCAPE CONTRACTORS	WOMAN-OWNED	24,151	146,614	13,301	184,066
REAL DESIGNS INC	WOMAN-OWNED		156,004	27,569	183,573
PHD SERVICES LLC	WOMAN-OWNED	65,004	43,383	60,513	168,899
OTTSIE LLC	WOMAN-OWNED	69,367	31,309	64,366	165,041
PEDIATRIC INTERACTIONS INCORPORATED	WOMAN-OWNED	49,029	59,098	49,815	157,943
JRH ENTERPRISES INC	WOMAN-OWNED	119,699	21,497	11,520	152,716
CR SCHMIDT INC	WOMAN-OWNED	12,733	131,576		144,310
PRAIRIE RESTORATIONS INCORPORATED	WOMAN-OWNED	13,903	66,559	56,252	136,715
JAMESON SHEET METAL INC	WOMAN-OWNED		79,867	50,684	130,551
KELLEY ORNAMENTAL IRON	WOMAN-OWNED		38,079	87,980	126,059
DASHCOINC	WOMAN-OWNED	63,557	46,029	7,843	117,429
SELECT CONTRACTING LLC	WOMAN-OWNED	44,600		71,082	115,682
DCC MARKETING LLC	WOMAN-OWNED		71,628	43,750	115,377
MIDCO ELECTRIC SUPPLY INC	WOMAN-OWNED	4,212	10,530	88,506	103,248
FH CANN AND ASSOCIATES INC	WOMAN-OWNED		60,313	40,018	100,331
J-MAC ASSOCIATES LIMITED	WOMAN-OWNED	50,955	32,300	16,762	100,017
WOLF ELECTRIC INCORPORATED	WOMAN-OWNED	62,129	36,733		98,862
NICKA AND ASSOCIATES INC	WOMAN-OWNED	42,573	24,079	31,518	98,170
OCCUPATIONAL TRAINING AND SUPPLY INC	WOMAN-OWNED	57,046	24,833	16,269	98,149
PRIMERA ENGINEERS LTD	WOMAN-OWNED	24,020	41,648	32,403	98,071
GORDON ELECTRIC SUPPLY	WOMAN-OWNED	39,989	55,018	2,633	97,640
WATTS COPY SYSTEMS INC	WOMAN-OWNED	33,228	24,216	25,335	82,780
ANZY SUPPLY INC	WOMAN-OWNED		9,611	71,260	80,871
POOL ADMINISTRATORS INCORPORATED	WOMAN-OWNED	23,153	45,564	12,142	80,859
ILLINI DRILLED FOUNDATIONS INC	WOMAN-OWNED			75,023	75,023
CRYOGENIC US LLC	WOMAN-OWNED	72,552			72,552
COLMAN BROHAN AND DAVIS INC/CBD MARKETING	WOMAN-OWNED	37,515	13,947	17,438	68,900
ADCO ADVERTISING AGENCY INC	WOMAN-OWNED	20,000	28,532	20,000	68,532
BELLA BAGNO INC	WOMAN-OWNED	12,205	39,697	16,055	67,957
ALL TECH ENERGY INC	WOMAN-OWNED	14,362	18,816	33,627	66,805
GLESCO ELECTRIC INCORPORATED	WOMAN-OWNED		66,455		66,455
CHICAGO COMMUNICATIONS LLC	WOMAN-OWNED	15,284	45,239	5,232	65,754
WEB PRODUCTION FABRICATING INC	WOMAN-OWNED		62,338	860	63,197
CARNOW CONIBEAR ASSOC LTD	WOMAN-OWNED	9,737	39,536	12,633	61,905
FUHRMANN ENGINEERING INCORPORATED	WOMAN-OWNED	8,236	51,940		60,176
CAREIT HEALTH LLC/NOWPOW	WOMAN-OWNED	17,733	6,533	32,665	56,931
COOK FASSER ASSOCIATES INCORPORATED	WOMAN-OWNED	33,378	21,582		54,960
RADA ARCHITECTS LTD	WOMAN-OWNED	25,010	27,961	1,481	54,452
PRAIRIE RESTORATIONS INCORPORATED	WOMAN-OWNED		52,975		52,975
A LUCAS SONS STEEL	WOMAN-OWNED	43,975		6,728	50,703
CARMINATI CONSULTING INC	WOMAN-OWNED		35,350	13,460	48,810
BIOFOAM INC	WOMAN-OWNED		12,374	35,867	48,241
AMERICAN PRECISION SUPPLY INC	WOMAN-OWNED	25,965	10,885	10,953	47,803
EVERY BLOOMIN INDUSTRIAL SUPPLYINC	WOMAN-OWNED	7,560	10,755	27,252	45,567
ELLISON GROUP INC	WOMAN-OWNED			42,769	42,769
MEMBER MECHANICAL	WOMAN-OWNED		22,950	19,429	42,379
EVERGREEN SUPPLY	WOMAN-OWNED	30,650	9,570	493	40,713
CUSHING AND COMPANY	WOMAN-OWNED	23,250	9,506	7,842	40,598
RELIABLE ENVIRONMENTAL SOLUTIONS INCORPORATED	WOMAN-OWNED	19,857	6,380	13,246	39,483
COMPLETE CUSTOM SERVICES INC	WOMAN-OWNED			39,472	39,472
LOESCHER HEATING AIR CONDITIONING	WOMAN-OWNED			36,916	36,916
CENTRAL STATES MEDIA	WOMAN-OWNED	16,700	3,000	17,158	36,858
M AND G GRAPHICS INC	WOMAN-OWNED	8,220	13,405	13,868	35,493
JEET INCORPORATED	WOMAN-OWNED	13,110	1,125	18,425	32,660
COTTER CONSULTING INC	WOMAN-OWNED	3,826		28,779	32,605
R D McMILLEN ENTERPRIS	WOMAN-OWNED	57	19,187	10,041	29,285
AMS ELITE SOLUTIONS INC	WOMAN-OWNED	1,905	15,205	11,164	28,273
SUPERIOR FLOOR COVERING INC	WOMAN-OWNED	24,558		3,712	28,270
HYGIENEERING INC	WOMAN-OWNED	11,302		14,347	25,648
METHODS AND MATERIALS INC	WOMAN-OWNED		13,328	12,070	25,398
KATCO DEVELOPMENT INC	WOMAN-OWNED	24,330			24,330
PROGRESSIVE INDUSTRIES INC	WOMAN-OWNED	8,033	1,625	14,163	23,821
MCNITT CONSULTING LLC	WOMAN-OWNED			22,890	22,890



FY21 Q3 DIVERSITY SPEND BY VENDOR  
July 1, 2020 through March 31, 2021

ACACIA FINANCIAL GROUP INC	WOMAN-OWNED			22,500	22,500
M HARRIS AND CO	WOMAN-OWNED	10,000	10,000	2,000	22,000
SEHERIHDE LLC	WOMAN-OWNED	5,208	10,642	6,014	21,864
HJESSLER ASSOCIATES INC	WOMAN-OWNED		19,998		19,998
FITZGERALD ARCHITECTURE PLANNING DESIGN	WOMAN-OWNED	5,130	3,000	10,843	18,973
MEDICAL EXPRESS AMBULANCE SERVICE INCORPORATED	WOMAN-OWNED		18,688		18,688
DRAPERIES AND INTERIORS BY DESIGN INCORPORATED	WOMAN-OWNED	10,590	4,211	3,759	18,560
UPLAND DESIGN LTD	WOMAN-OWNED	9,117		8,973	18,091
YOUR PARTNER PROMOTIONS INC	WOMAN-OWNED	5,637	4,757	7,245	17,639
R D MCMILLEN ENTERPRIS	WOMAN-OWNED	17,507			17,507
ACTIVE ELECTRICAL SUPPLY CO INC	WOMAN-OWNED		11,195	5,868	17,063
HAGERMAN AND COMPANY INC	WOMAN-OWNED	13,735	2,565		16,300
TAYLOR STUDIOS INC	WOMAN-OWNED		15,251		15,251
MASSIE MASSIE ASSOCIATES INC	WOMAN-OWNED	1,740	4,860	8,421	15,021
CENSEO GROUP LLC	WOMAN-OWNED			15,000	15,000
MEDICAL EXPRESS AMBULANCE SERVICE INCORPORATED	WOMAN-OWNED		279	13,948	14,227
KAIZEN HEALTH	WOMAN-OWNED	1,792	12,306		14,097
CIVIL DESIGN INC	WOMAN-OWNED	4,810		7,525	12,335
ELIZABETH A BLANKENSHIP DBA BPI TESTING LLC	WOMAN-OWNED	8,162	2,455	1,472	12,089
TRANSFORMATIONS BY WIELAND INC	WOMAN-OWNED	11,739			11,739
PRAIRIE ENGINEERS PC	WOMAN-OWNED		11,500		11,500
SIEBERT CONSTRUCTION MILLWORK INC	WOMAN-OWNED	11,189			11,189
3BC ENTERPRISES INC	WOMAN-OWNED			9,741	9,741
TERRA ENGINEERING LTD	WOMAN-OWNED		3,527	5,972	9,499
JADE CARPENTRY CONTRACTORS INC	WOMAN-OWNED	9,455			9,455
CONTINENTAL TRANSPORTATION SOLUTIONS INC	WOMAN-OWNED	4,790	2,887	1,483	9,160
S2O CONSULTANTS INC	WOMAN-OWNED	5,440	510	3,060	9,010
UNDERLAND ARCHITECTURAL SYSTEMS INC	WOMAN-OWNED	8,798			8,798
ACCURATE BIOMETRICS INCORPORATED	WOMAN-OWNED		4,778	3,894	8,671
CALUMET DECORATING SERVICE INC	WOMAN-OWNED		1,900	6,560	8,460
WORLD OF PROMOTIONS	WOMAN-OWNED	8,288			8,288
LANDSCAPE SOLUTIONS LLC	WOMAN-OWNED	2,490	2,490	2,490	7,470
XO VEST INCORPORATED	WOMAN-OWNED	5,112		2,191	7,303
KSID INTERIORS INC	WOMAN-OWNED	5,292	1,966		7,258
MJB DECORATINGINC	WOMAN-OWNED	1,000		5,877	6,877
ANNE KUSTNER LIGHTING DESIGN LTD	WOMAN-OWNED		6,762		6,762
CHRISTNER ARCHITECTS	WOMAN-OWNED	6,706			6,706
SUPERIOR FLOOR COVERING INC	WOMAN-OWNED		6,538		6,538
CT MECHANICAL	WOMAN-OWNED	6,516			6,516
ADVIS INC	WOMAN-OWNED		775	5,658	6,433
ELIZABETH A BLANKENSHIP DBA BPI TESTING LLC	WOMAN-OWNED		6,308		6,308
PROTOTYPE PRINTING INCORPORATED	WOMAN-OWNED	415		5,768	6,183
ALTUSWORKS INCORPORATED	WOMAN-OWNED	5,968			5,968
NANCY VERBOUT DBA THREAD LETTERS	WOMAN-OWNED	4,456	1,284		5,740
SOUTHWEST SPRING INC	WOMAN-OWNED		1,914	3,517	5,431
HILLCO DISTRIBUTING	WOMAN-OWNED		5,377		5,377
CHRISTY WEBBER AND CO/CHRISTY WEBBER LANDSCAPES	WOMAN-OWNED	2,731	1,746	873	5,350
TAC CONSTRUCTION COMPANY	WOMAN-OWNED		5,299		5,299
MULTILINGUAL CONNECTIONS LLC	WOMAN-OWNED	199	4,150	749	5,097
ILLINI FIRE EQUIPMENT CO INC	WOMAN-OWNED	3,832	726	365	4,922
CICERO MANUFACTURING AND SUPPLY COMPANY INCORPORATED	WOMAN-OWNED	1,381	2,338	545	4,264
COOK FASSER ASSOCIATES INCORPORATED	WOMAN-OWNED		4,252		4,252
STILES OFFICE SOLUTIONS INC	WOMAN-OWNED	1,026	1,332	1,778	4,136
NATIONAL PAINTING INC	WOMAN-OWNED	3,895			3,895
EVERLIGHTS INCORPORATED	WOMAN-OWNED	2,394		1,403	3,797
ILLINI SUPPLY	WOMAN-OWNED		3,792		3,792
MARUCCO STODDARD FERENBACH AND WALSH INC/MSF AND W CONSULT	WOMAN-OWNED	2,723	878	113	3,713
MAINTENANCE SUPPLY CORPORATION	WOMAN-OWNED		3,000	560	3,560
MEILNER MECHANICAL SALES INCORPORATED/BOILERSOURCE	WOMAN-OWNED			3,464	3,464
MARTIN FENCE LLC	WOMAN-OWNED			2,634	2,634
JACOBSRYAN ASSOCIATES	WOMAN-OWNED	866	1,495	263	2,623
WRF ENGINEERS LLC	WOMAN-OWNED	2,024	405		2,429
SIB PROMOTIONS INCORPORATED	WOMAN-OWNED	661	1,041	436	2,137
DLS INVESTMENTS INCORPORATED/DECATUR BOLT COMPANY	WOMAN-OWNED	927	651	413	1,991
ACTION BAG COMPANY	WOMAN-OWNED	472	761	680	1,913
RELIABLE FIRE EQUIPMENT CO	WOMAN-OWNED			1,812	1,812
EXPRESS BUSINESS PRODUCTS LLC	WOMAN-OWNED	1,175	585		1,760
HEALTH EDUCATION RESEARCH ASSOCIATES INC	WOMAN-OWNED	800		621	1,421
KA REBAR	WOMAN-OWNED	1,234			1,234
BMK DESIGN LLC	WOMAN-OWNED		1,125		1,125
AN EXECUTIVE DECISION	WOMAN-OWNED	815			815
ELECTRICAL CONTRACTORS INC	WOMAN-OWNED	801			801
RUNCO OFFICE SUPPLY	WOMAN-OWNED	243	131	159	533
PERFORMANCE MECHANICAL CONTRACTORS INC	WOMAN-OWNED			470	470
DCT INDUSTRIAL SUPPLY	WOMAN-OWNED		392		392
YAGLA ENGINEERING SERVICES INC	WOMAN-OWNED		332		332
AURORA LIGHTING DESIGN INC	WOMAN-OWNED			310	310
KRISTIN OLSON DBA GRANTS GALORE	WOMAN-OWNED			300	300
AUDREY J WEINSTEIN DBA A WEINSTEIN AND ASSOCIATES	WOMAN-OWNED		203		203
JOHNSON MECHANICAL SERVICE INC	WOMAN-OWNED	103			103
PR ETC INC/CHARTWELL AGENCY	WOMAN-OWNED		59		59
TETRA MEDICAL SUPPLY CORP	WOMAN-OWNED	33			33
<b>TOTAL</b>		<b>11,659,818</b>	<b>9,127,278</b>	<b>9,660,166</b>	<b>30,447,262</b>

**FY21 Q3 DIVERSITY SPEND BY VENDOR**  
 July 1, 2020 through March 31, 2021

<b>VENDOR NAME</b>	<b>Minority-Category</b>	<b>FY21 Q1 (Through 9/30/2020)</b>	<b>FY21 Q2 (Through 12/31/2020)</b>	<b>FY21 Q3 (Through 3/31/2021)</b>	<b>FY21 Q3 (Through 3/31/2021)</b>
EAGLE-NICHOLS INC	NATIVE AMERICAN	199,540	159,499		359,038
DIVERSIFIED CONSTRUCTION SERVICES LLC	NATIVE AMERICAN		6,120	33,458	39,578
	<b>TOTAL</b>	<b>199,540</b>	<b>165,619</b>	<b>33,458</b>	<b>398,616</b>

**FY21 Q3 DIVERSITY SPEND BY VENDOR**  
**July 1, 2020 through March 31, 2021**

VENDOR NAME	Minority-Category	FY21 Q1 (Through 9/30/2020)	FY21 Q2 (Through 12/31/2020)	FY21 Q3 (Through 3/31/2021)	FY21 Q3 (Through 3/31/2021)
CHICAGO LIGHTHOUSE FOR PEOPLE WHO ARE BLIND AND VISUALLY I	DISABLED/SHELTERED/REHABILITATION	1,373,079	2,392,535	2,749,249	6,514,863
LCM ARCHITECTS LLC	DISABLED/SHELTERED/REHABILITATION	122,643	82,455	45,846	250,944
ADA S MCKINLEY COMMUNITY SERVICES INCORPORATED	DISABLED/SHELTERED/REHABILITATION	40,894		58,131	99,025
DEVELOPMENTAL SERVICES CENTER	DISABLED/SHELTERED/REHABILITATION	18,573	21,034	38,607	78,214
BRIDGEWAY INCORPORATED	DISABLED/SHELTERED/REHABILITATION	32,034	10,174	20,348	62,556
SEICO INC	DISABLED/SHELTERED/REHABILITATION	13,539	812	13,263	27,614
SEICO INC	DISABLED/SHELTERED/REHABILITATION	8,410			8,410
NEW STAR INC	DISABLED/SHELTERED/REHABILITATION		2,984	2,204	5,188
COMMUNITY SUPPORT SYSTEMS	DISABLED/SHELTERED/REHABILITATION	1,260	1,890	1,890	5,040
CROONERS	DISABLED/SHELTERED/REHABILITATION	318	2,169	135	2,622
SHELBY COUNTY COMMUNITY SERVICES INCORPORATED	DISABLED/SHELTERED/REHABILITATION		385		385
CHICAGO LIGHTHOUSE CLOCK	DISABLED/SHELTERED/REHABILITATION			122	122
<b>TOTAL</b>		<b>1,610,750</b>	<b>2,514,437</b>	<b>2,929,795</b>	<b>7,054,981</b>

**FY21 Q3 DIVERSITY SPEND BY VENDOR**  
**July 1, 2020 through March 31, 2021**

<b>VENDOR NAME</b>	<b>Minority-Category</b>	<b>FY21 Q1 (Through 9/30/2020)</b>	<b>FY21 Q2 (Through 12/31/2020)</b>	<b>FY21 Q3 (Through 3/31/2021)</b>	<b>FY21 Q3 (Through 3/31/2021)</b>
AMERICAN FIRST CONTRACTING INC	SDVOSB		8,500		8,500
CHICAGO FIRE PROTECTION LLC	SDVOSB	19,785	19,785	9,000	48,569
ESKENAZI FARRELL ASSOCIATES LLC	VOSB	12,325	13,185	14,795	40,305
FELMLEY-DICKERSON COMPANY	VOSB	1,429,596	1,736,616	650,512	3,816,723
JUNEAU ASSOCIATES INC PC	VOSB	18,900	29,091	2,336	50,327
MODE ARCHITECTS PC	VOSB	15,810	28,052	61,450	105,312
NU VETERANS CONSTRUCTION SERVICES INC	SDVOSB		3,038	15,413	18,450
RAMIREZ GROUP LLC	VOSB			333,055	333,055
SUPPLIED INDUSTRIAL SOLUTIONS INC	VOSB	67,560	67,927		135,487
VIRTUAL ENERGY SOLUTIONS INC	SDVOSB		14,825	941	15,766
WOLF ELECTRICAL SUPPLY COMPANY	VOSB	25,004	29,432	223	54,659
<b>TOTAL</b>		<b>1,588,980</b>	<b>1,950,449</b>	<b>1,087,725</b>	<b>4,627,154</b>