

Reported to the Board of Trustees  
May 7, 2015

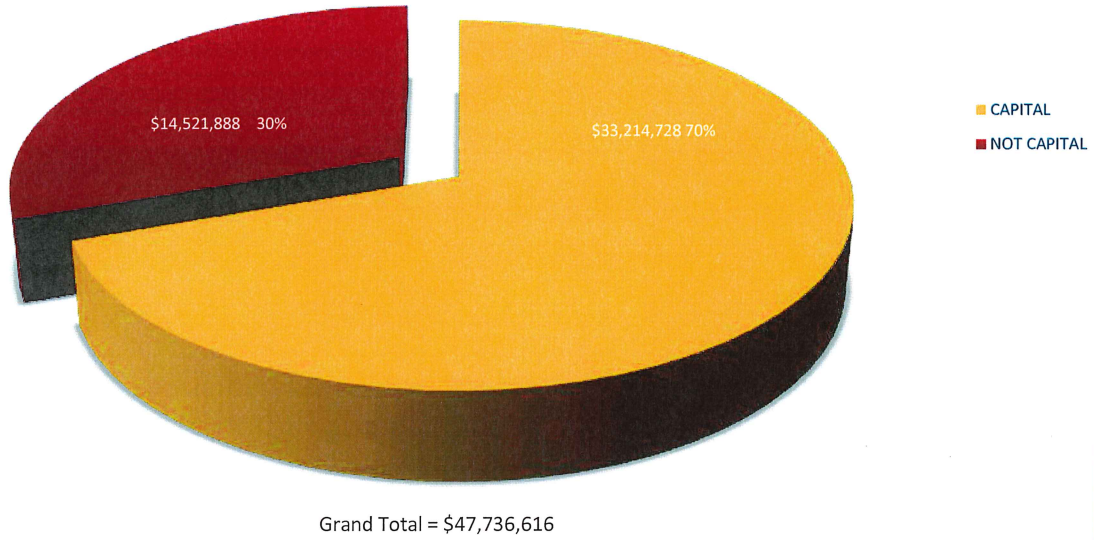
Board Meeting  
May 7, 2015

**MAFBE Report to the Board of Trustees**

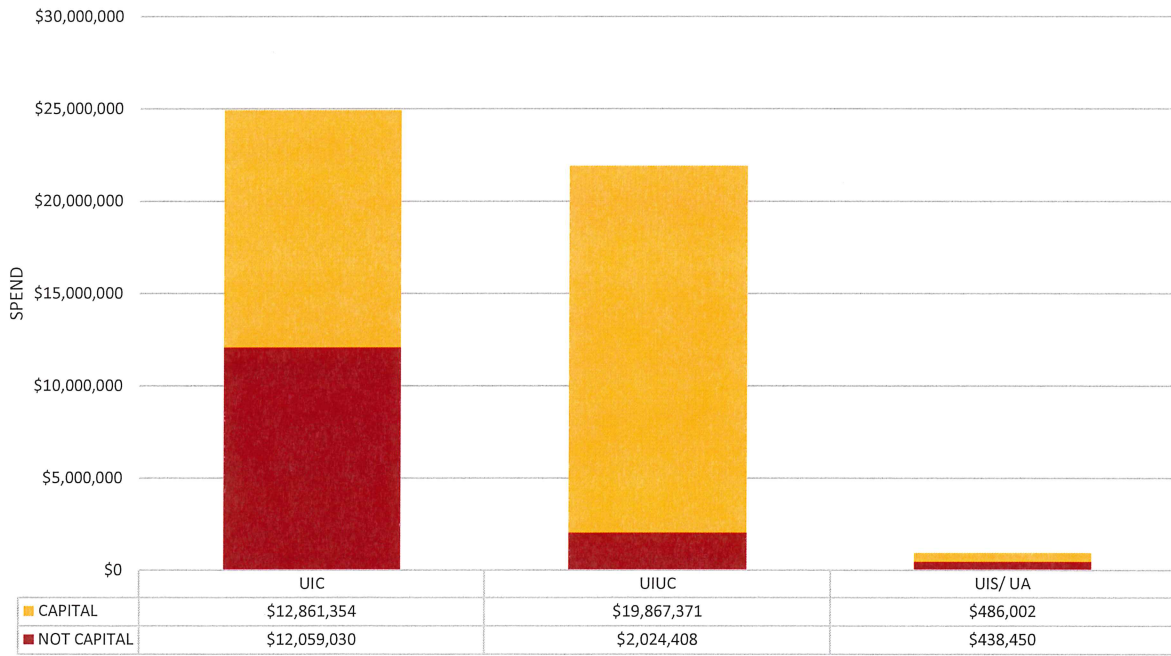
**University of Illinois**

Attached is a report that responds to the Board of Trustees' request for periodic information on MAFBE expenditures. The report lists expenditures by MAFBE vendor for the period of July 1, 2014 through March 31, 2015. The data are summarized in the first chart for capital and non-capital MAFBE expenditures in total, by campus and by category. The second chart lists total expenditures for the reporting period by MAFBE vendor.

### FY15 Capital & Non-Capital MAFBE Expenditures (Through 3/31/2015)

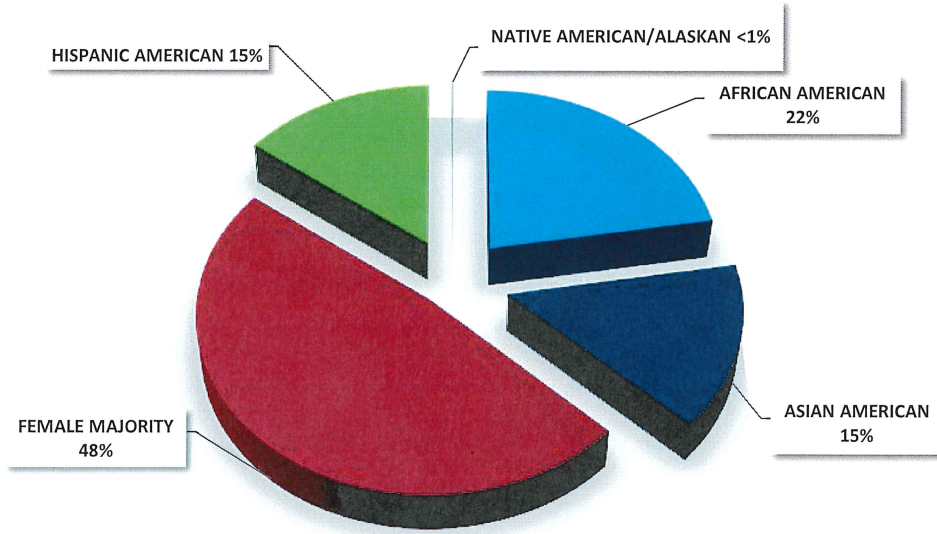


### FY15Q3 Capital & Non-Capital MAFBE Expenditures by Campus (Through 3/31/2015)



Sum of TOT\_AMT

### FY15Q3 MAFBE Expenditures Category (Through 3/31/2015)



FY15 MAFBE SPEND BY VENDOR  
July 1, 2014 through March 31, 2015

VENDOR NAME	Minority-Category	FY15 Q1 (Through 9/30/2014)	FY15 Q2 (Through 12/31/2014)	FY15 Q3 (Through 3/31/2015)	FY15YTD (Through 3/31/2015)
APEX HEALTHCARE INC	ASIAN AMERICAN MALE	918,112	956,225	870,470	2,744,807
ROBERT L. MILLER & ASSOCIATES INC.	AFRICAN-AMERICAN MALE	737,222	1,342,230	318,451	2,397,903
J-MAC ASSOCIATES LTD	FEMALE MAJORITY	1,643,619	385,673	324,407	2,353,699
MLN ENTERPRISE	FEMALE MAJORITY	581,084	62,157	1,600,546	2,243,787
PRECISION BUILDERS & ASSOCIATES INC.	FEMALE MAJORITY	823,073	725,851	342,184	1,891,108
JP EXCAVATING AND TRUCKING	AFRICAN-AMERICAN FEMALE	655,792	650,985	434,932	1,741,708
GORDON ELECTRIC SUPPLY	FEMALE MAJORITY	145,690	955,910	446,147	1,547,747
VALOR TECHNOLOGIES, INCORPORATED	HISPANIC AMERICAN MALE		1,075,510	337,312	1,412,822
FICEK ELECTRIC & COMMUNICATION SYSTEMS, INC	FEMALE MAJORITY	583,968	272,382	303,236	1,159,586
MATRIX INTEGRATION LLC	FEMALE MAJORITY	466,165	230,655	387,645	1,084,466
M.B.B. ENTERPRISES OF CHICAGO, INC.	FEMALE MAJORITY	558,052	444,826	9,645	1,012,523
AMERICAN SURVEYING & ENGINEERI	HISPANIC AMERICAN MALE	171,636		787,992	959,628
SMART ELEVATORS CO	FEMALE MAJORITY	414,298	135,198	396,592	946,088
MIDWAY CONTRACTING GROUP, LLC	HISPANIC AMERICAN MALE	556,097	69,579	293,671	919,347
LCM ARCHITECTS LLC	DISABLED/SHELTERED/REHABILITATION	536,072	339,023		875,095
INTEGRATING GREEN TECHNOLOGIES, INC	AFRICAN-AMERICAN MALE		677,803	63,423	741,226
ON THE JOB CONSULTING INC	FEMALE MAJORITY	259,300	279,471	195,095	733,866
CENTRAL ILLINOIS HSS.INC.	FEMALE MAJORITY	296,355	349,775	83,465	729,595
MECCOR INDUSTRIES LTD	ASIAN AMERICAN MALE	189,678	374,145	108,071	671,894
JRH ENTERPRISES INC.	FEMALE MAJORITY	66,514	269,994	264,455	600,963
Q.C. ENTERPRISES, INC.	FEMALE MAJORITY	346,282	101,099	148,400	595,780
PREMIER STAFFING SOURCE INC	AFRICAN-AMERICAN FEMALE	198,981	184,178	136,177	519,336
STUDIO V DESIGN	ASIAN AMERICAN FEMALE	179,340	132,850	205,951	518,141
TRC WORLDWIDE ENGINEERING, INC.	ASIAN AMERICAN MALE	204,481	287,771	24,893	517,145
SPEEDY GONZALEZ LANDSCAPING INC	HISPANIC AMERICAN MALE	90,340	271,530	144,612	506,482
ARDMORE ASSOCIATES, LLC	AFRICAN-AMERICAN FEMALE	217,907	191,952	79,418	489,276
THE CHICAGO LIGHTHOUSE	DISABLED/SHELTERED/REHABILITATION		276,845	206,882	483,727
OLD VETERAN CONSTRUCTION INC	HISPANIC AMERICAN MALE	68,751	112,629	240,082	421,462
B.E.T.O.N. CONSTRUCTION CO	FEMALE MAJORITY	147,600	159,750	95,900	403,250
BAILEY EDWARD DESIGN INC	FEMALE MAJORITY	30,157	178,365	157,795	366,317
UJAMAA CONSTRUCTION INC	AFRICAN-AMERICAN MALE	63,171	299,446		362,617
MILLENNIA PROFESSIONAL SERVICES OF ILLINOIS, LTD.	ASIAN AMERICAN MALE	7,815	3,357	342,139	353,311
REAL DESIGNS INC.	FEMALE MAJORITY	89,034	21,493	237,184	347,711
F J ROBINSON'S CONTRACTING	AFRICAN-AMERICAN MALE	30,830	273,113	32,647	336,590
KATCO DEVELOPMENT, INC.	FEMALE MAJORITY		34,271	284,045	318,316
THORNTON RAVE CONSTRUCTION, LLC	AFRICAN-AMERICAN MALE	275,372	31,500		306,872
SUPPLIED INDUSTRIAL SOLUTIONS, INC.	AFRICAN-AMERICAN MALE			298,747	298,747
RAY O'HERRON COMPANY INC	FEMALE MAJORITY	139,627	132,385	25,211	297,223
NATIONAL HVAC, DBA, NATIONAL INSULATION, INC.	AFRICAN-AMERICAN MALE	233,100	30,139	25,970	289,209
COTTER CONSULTING, INC.	FEMALE MAJORITY	134,304	130,890	19,495	284,688
CCS INTERNATIONAL, INC.	ASIAN AMERICAN MALE	136,432	93,868	50,460	280,760
SHAWN BROWN ENTERPRISES, INC.	AFRICAN-AMERICAN MALE	279,334			279,334
ANDERSON LOCK CO	FEMALE MAJORITY	71,497	72,719	131,401	275,618
PRECISION FLOOR AND TILE, INC.	FEMALE MAJORITY	68,779	144,251	59,662	272,692
CT MECHANICAL, LLC	FEMALE MAJORITY		208,329	58,972	267,301
MONDO TERRAZZO, INC.	FEMALE MAJORITY		218,917	16,478	235,395
J S R ENTERPRISES INC	AFRICAN-AMERICAN FEMALE	74,220	102,494	58,271	234,985
NEW BEGINNINGS CONTRACTORS, INC.	AFRICAN-AMERICAN MALE	37,822	57,334	134,946	230,102
QUANTUM CROSSINGS, LLC	HISPANIC AMERICAN MALE	225,880			225,880
ELETE CONSTRUCTION AND ENVIRONMENT	AFRICAN-AMERICAN MALE	22,432	46,666	156,773	225,871
DEN CONSTRUCTION MANAGEMENT, LLC DBA DENCO	HISPANIC AMERICAN MALE	152,144	53,132	19,288	224,565
PCS POWER & COMMUNICATIONS SOLUTIONS, INC	HISPANIC AMERICAN MALE	9,108		211,418	220,526
ANDERSON & SHAH ROOFING INC	ASIAN AMERICAN MALE	5,971	157,750	53,393	217,114
MARKET CONTRACTING SERVICES INC	HISPANIC AMERICAN MALE	110,301	50,069	49,865	210,235
TAC CONSTRUCTION COMPANY	FEMALE MAJORITY			195,900	195,900
NESTBUILDERS INC. DBA: DBHMS	HISPANIC AMERICAN MALE	127,612	44,096	13,512	185,220
W JAMES TAYLOR INC	FEMALE MAJORITY	170,392	1,195	13,239	184,826
FIELDSTONE BUILDING SERVICES, INC.	ASIAN AMERICAN FEMALE	77,346	102,056		179,402
GREAT LAKES METALS CORP.	FEMALE MAJORITY			173,790	173,790
RUBINOS & MESIA ENGINEERS, INC	ASIAN AMERICAN MALE	52,550	23,295	85,316	161,161
THE THRESHOLDS	DISABLED/SHELTERED/REHABILITATION	39,258	61,162	55,544	155,965
PEDIATRIC INTERACTIONS INC	FEMALE MAJORITY		103,533	47,014	150,548
ENVIRONMENTAL DESIGN INTERNATIONAL INC.	AFRICAN-AMERICAN FEMALE	21,081	9,093	113,728	143,901
RTM DESIGN, INC	ASIAN AMERICAN MALE	66,646	73,630	1,166	141,442
PRIMERA ENGINEERS LTD	HISPANIC AMERICAN MALE	39,690	30,401	61,315	131,405
RADA ARCHITECTS LTD	FEMALE MAJORITY	63,081	43,967	24,005	131,053
VEYA INC.	AFRICAN-AMERICAN MALE	92,117		31,860	123,977
A-PRO EXECS, LLC	AFRICAN-AMERICAN FEMALE	26,132	37,358	60,398	123,887
ALTUSWORKS INC	FEMALE MAJORITY	68,781	30,959	20,386	120,127
LIMERED STUDIO	FEMALE MAJORITY	32,125	51,900	36,000	120,025

FY15 MAFBE SPEND BY VENDOR  
July 1, 2014 through March 31, 2015

STR PARTNERS LLC	ASIAN AMERICAN MALE	58,858		59,717	118,575
BELLA BAGNO INC	FEMALE MAJORITY	40,299	25,689	49,305	115,293
DEVELOPMENTAL SERVICES CENTER	DISABLED/SHELTERED/REHABILITATION	22,306	57,252	32,943	112,501
EKLA CORPORATION	ASIAN AMERICAN FEMALE	30,516	46,282	33,725	110,522
DURANGO PAINTING INC	HISPANIC AMERICAN MALE	29,550	6,300	74,480	110,330
BOYE JANITORIAL SVC INC	AFRICAN-AMERICAN MALE	36,398	24,265	48,530	109,193
TEPPER ELECTRIC SUPPLY COMPANY	FEMALE MAJORITY	108,112			108,112
NATIONAL PAINTING INC	FEMALE MAJORITY			107,904	107,904
JOSAM ACQUISITIONS LLC	FEMALE MAJORITY	18,357	57,923	31,375	107,654
LIVEWIRE ELECTRICAL SYSTEMS IN	AFRICAN-AMERICAN MALE	34,953	40,685	30,700	106,338
POWER ONE SUPPLY, INC.	AFRICAN-AMERICAN MALE	101,399	4,668		106,067
ELECTRICAL CONTRACTORS INC	FEMALE MAJORITY	17,474	64,258	23,723	105,455
HYGIENEERING INC	FEMALE MAJORITY	87,285	3,149	13,855	104,289
SONOMA UNDERGROUND SERVICES INC	ASIAN AMERICAN MALE	103,760			103,760
RAE PRODUCTS AND CHEMICALS	FEMALE MAJORITY		42,210	60,633	102,843
HUNTER DRYWALL AND TAPING, INC.	HISPANIC AMERICAN MALE	44,103	58,596		102,699
LESTER & ROSALIE ANIXTER CTR	DISABLED/SHELTERED/REHABILITATION	52,884	41,016	7,627	101,527
PROFESSIONAL DYNAMIC NETWORK I	AFRICAN-AMERICAN MALE	30,236	19,098	48,563	97,897
HOPGOOD PAINTING	AFRICAN-AMERICAN MALE	66,374	11,849	18,609	96,832
DAVID MASON & ASSOCIATES OF ILLINOIS, LTD.	AFRICAN-AMERICAN MALE	30,083	37,613	26,920	94,616
BETHALTO GLASS, INC.	FEMALE MAJORITY			92,520	92,520
MATRIX ENGINEERING CORPORATION	AFRICAN-AMERICAN MALE	44,925	35,078	8,479	88,482
PUGH, JONES & JOHNSON, P.C.	AFRICAN-AMERICAN MALE	7,436	1,118	78,379	86,933
DSR GROUP, INC.	HISPANIC AMERICAN MALE			82,350	82,350
ABITUA SEWER WATER & PLUMBING	HISPANIC AMERICAN MALE	37,799	36,942	6,079	80,820
MCDONOUGH-WHITLOW, P.C.	FEMALE MAJORITY	41,380	23,917	13,580	78,877
ENVIRONMENTAL SYSTEMS DESIGN, INC.	ASIAN AMERICAN MALE	23,490	23,490	31,320	78,300
C R SCHMIDT INC	FEMALE MAJORITY		11,271	66,434	77,704
BRIDGEWAY INC	DISABLED/SHELTERED/REHABILITATION	25,164	25,876	25,876	76,916
PHOENIX BUSINESS SOLUTIONS LLC	FEMALE MAJORITY	61,591	4,806	10,429	76,826
ACACIA FINANCIAL GROUP INC	FEMALE MAJORITY		7,500	67,500	75,000
KOI COMPUTERS INC	ASIAN AMERICAN FEMALE			74,850	74,850
NOVAMED INC	ASIAN AMERICAN MALE	34,595	17,767	21,273	73,635
BRAILSFORD & DUNLAVEY	AFRICAN-AMERICAN MALE			73,411	73,411
ESCARPITA CONSTRUCTION COMPANY INC	HISPANIC AMERICAN MALE	71,881	1,335		73,216
BAUER LATOZA STUDIO	HISPANIC AMERICAN MALE	6,892	823	64,704	72,419
ENBEE PAINTING & DECORATING INC	FEMALE MAJORITY	9,680	9,627	52,239	71,546
AMAZING EDIBLES LTD	HISPANIC AMERICAN FEMALE	7,260	52,944	10,529	70,733
CJ DISTRIBUTION INC.	FEMALE MAJORITY	68,614	1,418		70,032
PACE SYSTEMS INC	ASIAN AMERICAN MALE		38,391	30,704	69,095
RESOURCE ONE OF ILLINOIS,	FEMALE MAJORITY	11,619	56,518	263	68,400
SHEN MILSOM & WILKE, LLC	ASIAN AMERICAN MALE	41,904	10,437	13,750	66,091
MOOSE SPORTS SURFACES, LTD.	FEMALE MAJORITY	43,947	12,208	9,771	65,926
CENTREX ELECTRICAL SUPPLY CORP.	AFRICAN-AMERICAN MALE	36,093	27,730		63,823
MARTINEZ FROGS INC	HISPANIC AMERICAN MALE		62,507		62,507
TILTON, KELLY & BELL LLC	FEMALE MAJORITY	13,507	19,524	28,924	61,955
BLUE COTTAGE CONSULTING	FEMALE MAJORITY			58,865	58,865
PASCAL ELEVATOR CO.	ASIAN AMERICAN MALE	46,332	11,583		57,915
PROFESSIONAL ELEVATOR SERVICES, INC.	AFRICAN-AMERICAN MALE	24,077	33,117		57,194
ENCORE UNLIMITED LLC	FEMALE MAJORITY	19,445	15,130	22,469	57,044
TAC CONSTRUCTION CO	FEMALE MAJORITY		53,450		53,450
M & G GRAPHICS INC	FEMALE MAJORITY		53,045		53,045
GLOBAL WATER TECHNOLOGY INC	HISPANIC AMERICAN FEMALE	17,965	28,067	6,952	52,984
TAYLOR STUDIOS INC	FEMALE MAJORITY	20,800	20,800	10,400	52,000
TOLTECH PLUMBING CONTRACTORS, LLC	HISPANIC AMERICAN FEMALE		17,010	34,242	51,252
HEALTH HYBRID INC	AFRICAN-AMERICAN MALE			51,108	51,108
ALRON ELECTRIC INC	FEMALE MAJORITY			50,225	50,225
UBM ELEVATOR SOLUTIONS LLC	HISPANIC AMERICAN MALE			50,158	50,158
PRODUCTION DISTRIBUTION CO	AFRICAN-AMERICAN MALE	23,721	19,425	3,162	46,308
THE BLACKSTONE GROUP INC	ASIAN AMERICAN MALE		36,200	9,900	46,100
GO PROMOTIONS INC	FEMALE MAJORITY	19,529	10,743	13,980	44,251
PROGRESSIVE INDUSTRIES INC	FEMALE MAJORITY	7,866	15,864	20,123	43,853
MOODY NOLAN LTD INC	AFRICAN-AMERICAN MALE	35,874	6,711		42,585
STOCKS BUSINESS FURNITURE INC	FEMALE MAJORITY		23,551	44,107	67,658
FACILITY & GROUNDS MAINTENANCE	AFRICAN-AMERICAN MALE	32,620	9,070		41,690
PRAIRIE RESTORATIONS, INC.	FEMALE MAJORITY	16,030	10,829	14,670	41,529
DUMEX CONSTRUCTION CO.	HISPANIC AMERICAN MALE	22,850	18,560		41,410
EVERGREEN SUPPLY CO INC	FEMALE MAJORITY	40,859		100	40,959
THE ALARIS GROUP	FEMALE MAJORITY	7,916	18,055	14,745	40,716
D.A.S. CONSULTING SERVICES, LLC	ASIAN AMERICAN FEMALE	7,438	20,567	12,558	40,564
THE NURSE AGENCY	FEMALE MAJORITY		20,400	19,792	40,192
CONSTRUCTION SPECIALTIES & SERVICES (CSSCO)	ASIAN AMERICAN MALE			39,261	39,261

FY15 MAFBE SPEND BY VENDOR  
July 1, 2014 through March 31, 2015

TERRA DEMOLITION	HISPANIC AMERICAN MALE	21,257	6,874	9,120	37,251
NAYYAR & NAYYAR INTERNATIONAL, INC.	ASIAN AMERICAN MALE		13,730	21,200	34,930
INTER-CITY SUPPLY CO INC	AFRICAN-AMERICAN FEMALE	12,711	11,411	10,601	34,724
MID-WEST MOVING & STORAGE INC	HISPANIC AMERICAN MALE	15,596		18,225	33,821
RJS CONSTRUCTORS, INC.	FEMALE MAJORITY	28,627	5,168		33,795
AFFORDABLE COMFORT CONSTRUCTION	AFRICAN-AMERICAN MALE	23,680		10,053	33,733
PREMIER PLUMBING SUPPLY CO INC	HISPANIC AMERICAN MALE	33,594			33,594
ADAMS PAINTING COMPANY	AFRICAN-AMERICAN MALE	3,551	9,587	19,232	32,370
TERRA ENGINEERING LTD.	FEMALE MAJORITY	5,705	8,698	17,852	32,255
MILLENNIUM ENGINEERING & SALES, INC.	HISPANIC AMERICAN MALE	16,076	16,076		32,152
A C GENTROL INC	ASIAN AMERICAN MALE		15,548	15,548	31,096
CHRISTY WEBBER AND COMPANY	FEMALE MAJORITY	5,933	24,849		30,782
TRACIE FOLTZ	FEMALE MAJORITY	12,825	1,242	16,380	30,447
QUERCUS CONSULTING INC.	FEMALE MAJORITY		22,432	7,777	30,209
UNIVERSAL INSULATION INC.	HISPANIC AMERICAN MALE	20,790		9,124	29,914
GREENE AND LETTS	AFRICAN-AMERICAN MALE		12,313	16,670	28,983
BPI TESTING, LLC	FEMALE MAJORITY	1,867	13,900	12,889	28,656
CHICAGO XTERIORS INC	HISPANIC AMERICAN FEMALE	28,432			28,432
TOVAR SNOW PROFESSIONALS INC	HISPANIC AMERICAN MALE			27,598	27,598
OCCUPATIONAL TRAINING & SUPPLY	FEMALE MAJORITY	10,863	7,622	8,577	27,062
JEM DEVELOPMENT INC	FEMALE MAJORITY	3,950	19,575	2,175	25,700
RELIABLE ENVIRONMENTAL SOLUTIONS, INC.	FEMALE MAJORITY	2,992	17,871	4,656	25,519
THINK & ASSOCIATES, INC	FEMALE MAJORITY		19,800	5,000	24,800
ROSS BARNEY ARCHITECTS INC	FEMALE MAJORITY			24,500	24,500
UNDERLAND ARCHITECTURAL SYSTEMS INC	FEMALE MAJORITY		7,650	16,719	24,369
CYLA DESIGN ASSOCIATES, INC.	FEMALE MAJORITY	10,337	12,996	883	24,216
HI-TEK ENVIRONMENTAL INC	ASIAN AMERICAN MALE	319	18,533	4,858	23,710
SUNRISE HITEK GROUP LLC	ASIAN AMERICAN MALE	7,290	9,712	6,464	23,466
HARDIN GEOTECHNOLOGIES INC.	FEMALE MAJORITY		23,085		23,085
CAD CONSTRUCTION INC	FEMALE MAJORITY			22,996	22,996
MEDINA LAWNCARE INC	HISPANIC AMERICAN MALE	22,970			22,970
RESTORATION SUPPLY INC.	HISPANIC AMERICAN MALE		22,720		22,720
CUSTOM UNDERGROUND INC	FEMALE MAJORITY	18,898		2,920	21,818
SENSORY TECHNOLOGIES, LLC	FEMALE MAJORITY	9,060	9,347	2,743	21,150
THE ARCHITECTS ENTERPRISE LTD	AFRICAN-AMERICAN MALE	5,857		15,288	21,145
HYDE PARK ENVIRONMENTAL SERVICES	AFRICAN-AMERICAN MALE	1,724	15,343	3,430	20,496
ECOLOGICAL SPECIALISTS INC	FEMALE MAJORITY	13,406		6,496	19,902
QUIMEX INC	HISPANIC AMERICAN MALE	3,467	9,383	7,023	19,873
SCALE CONSTRUCTION INC	HISPANIC AMERICAN FEMALE			19,800	19,800
BOILER INSPECTION SERVICES CO	ASIAN AMERICAN MALE	2,500	16,500		19,000
MORREALE PUBLIC AFFAIRS GROUP	FEMALE MAJORITY		18,977		18,977
WEBB ENGINEERING SERVICES, INC.	AFRICAN-AMERICAN MALE	10,099	7,525	1,262	18,887
CHICAGO COMMUNICATIONS LLC	FEMALE MAJORITY	3,668	8,170	6,568	18,406
KATHLEEN O'DONNELL, PC	FEMALE MAJORITY		18,064		18,064
GSG CONSULTANTS, INC.	HISPANIC AMERICAN MALE		12,084	5,925	18,008
NAK-MAN CORPORATION	ASIAN AMERICAN MALE		6,439	10,978	17,418
WE'RE CLEANING INC	AFRICAN-AMERICAN FEMALE	1,200	5,824	10,348	17,372
AVIAN, INC.	AFRICAN-AMERICAN FEMALE			16,289	16,289
E.E. BAILEY	AFRICAN-AMERICAN MALE	15,493			15,493
MEP INFRASTRUCTURE SOLUTIONS, INC	HISPANIC AMERICAN MALE		10,530	3,802	14,332
DESIGN AIR, INC.	AFRICAN-AMERICAN MALE			13,973	13,973
KBI CUSTOM CASE, INC.	FEMALE MAJORITY	13,888			13,888
HELM ELCTRICAL SERVICES, INC.	FEMALE MAJORITY	13,500			13,500
ALL TECH ENERGY, INC.	FEMALE MAJORITY	13,460			13,460
LEE-PERFECT TRANSCRIPTION CORP	FEMALE MAJORITY	4,263	4,499	4,608	13,370
MURER CONSULTANTS, INC	FEMALE MAJORITY		8,197	5,000	13,197
CODE ENGINEERING SERVICES	AFRICAN-AMERICAN MALE	3,200	9,800		13,000
WANG ENGINEERNG, INC	ASIAN AMERICAN MALE		12,283		12,283
GALAXY ENVIRONMENTAL, INC.	HISPANIC AMERICAN MALE			12,211	12,211
WEINSTEIN AUDREY	FEMALE MAJORITY	1,769	5,783	4,354	11,907
HJKESSLER ASSOCIATES, INC.	FEMALE MAJORITY	5,667	4,919	973	11,560
BAYSINGER DESIGN GROUP, INC.	FEMALE MAJORITY			11,092	11,092
LIBERTY LITHOGRAPHERS	FEMALE MAJORITY		10,992		10,992
WRF ENGINEERS, LLC	FEMALE MAJORITY			10,937	10,937
NORTHPOINTE RESOURCES INC	DISABLED/SHELTERED/REHABILITATION	10,738			10,738
YOUR PARTNER PROMOTIONS	FEMALE MAJORITY	281	126	9,933	10,340
CARDOSI KIPER DESIGN GROUP INC	FEMALE MAJORITY			10,244	10,244
SALUS INC	HISPANIC AMERICAN MALE	9,500	590		10,090
IMC CONNECT INC.	AFRICAN-AMERICAN MALE			10,080	10,080
SOURCE ONE OFFICE PRODUCTS INC	FEMALE MAJORITY	10,000			10,000
AUTUMN CONSTRUCTION SERVICES, INC.	FEMALE MAJORITY	9,944			9,944
SILK SCREEN EXPRESS INC	FEMALE MAJORITY	4,946	4,316	209	9,472

FY15 MAFBE SPEND BY VENDOR  
July 1, 2014 through March 31, 2015

DATA MEDIA PRODUCTS INC	FEMALE MAJORITY	1,595	1,128	6,710	9,432
ILLINI SUPPLY INC	FEMALE MAJORITY	8,879	136		9,015
CARNOW, CONIBEAR & ASSOC., LTD.	FEMALE MAJORITY	4,660	4,200	140	9,000
MASSIE MASSIE & ASSOCIATES, INC.	FEMALE MAJORITY	2,626	6,310		8,936
SUPERIOR FLOOR COVERING INC	FEMALE MAJORITY	4,070	4,660		8,730
W R GENERAL CONTRACTORS INC	AFRICAN-AMERICAN MALE	8,050	650		8,700
PHD SERVICES, LLC	FEMALE MAJORITY	3,050	1,880	3,760	8,690
CREA CONSTRUCTION INC	AFRICAN-AMERICAN FEMALE		8,548		8,548
EXPRESS ELECTRIC SUPPLY	AFRICAN-AMERICAN MALE	5,646	2,596		8,242
ROY KEITH ELECTRIC COMPANY	FEMALE MAJORITY	4,173		4,050	8,223
RACE & ASSOCIATES LTD	FEMALE MAJORITY	2,750		4,700	7,450
RICHARDS GRAPHIC COMMUNICATION	FEMALE MAJORITY	4,182	3,191		7,373
DIRECTIONS TRAINING CENTER	ASIAN AMERICAN FEMALE	2,875		4,493	7,368
ACCURATE BIOMETRICS INC	FEMALE MAJORITY	1,080	2,265	3,960	7,305
DTI OF ILLINOIS, INC.	HISPANIC AMERICAN MALE	7,296			7,296
FORD HOTEL SUPPLY CO	FEMALE MAJORITY	770	6,375		7,145
BCE, INC.	ASIAN AMERICAN MALE	6,525			6,525
PERFORMANCE MECHANICAL CONTRAC	FEMALE MAJORITY		4,211	1,988	6,198
PREMIER INSULATION LLC	FEMALE MAJORITY		1,980	3,960	5,940
ACTIVE ELECTRICAL SUPPLY CO	FEMALE MAJORITY	1,942	3,588		5,530
CONSTRUCTION CAD SOLUTIONS	AFRICAN-AMERICAN MALE			5,186	5,186
MJB DECORATING INC	FEMALE MAJORITY	5,146			5,146
HANSON INFORMATION SYSTEMS	FEMALE MAJORITY	339	4,225	421	4,985
STEARNS-JOGLEKAR, LTD.	ASIAN AMERICAN MALE		2,500	2,310	4,810
NEHER ELECTRIC SUPPLY	FEMALE MAJORITY		4,736		4,736
KOWALENKO CONSULTING GROUP INC	FEMALE MAJORITY	4,500			4,500
MIND YOUR MANNERS	AFRICAN-AMERICAN FEMALE		4,500		4,500
CAROL NAUGHTON & ASSOCIATES	FEMALE MAJORITY	3,490	362	639	4,490
HUGH LIGHTING DESIGN, LLC	ASIAN AMERICAN MALE	1,320	2,735	398	4,453
LINCOLN LAND ARCHITECTURAL GRPH	FEMALE MAJORITY	1,416		3,019	4,435
CALUMET DECORATING SERVICE INC	FEMALE MAJORITY		4,410		4,410
COOK FASSER ASSOC INC	FEMALE MAJORITY	419	1,252	2,331	4,003
W.B.F. CONSTRUCTION, INC.	AFRICAN-AMERICAN MALE			3,915	3,915
HIGH RISE SECURITY	HISPANIC AMERICAN MALE	1,800		2,000	3,800
HEALTH, EDUCATION + RESEARCH ASSOCIATES, INC.	FEMALE MAJORITY	3,754			3,754
PROBE CONSULTING SERVICES INC.	ASIAN AMERICAN MALE	1,225	2,058	322	3,605
MAESTROS VENTURES, LLC	HISPANIC AMERICAN MALE	1,800		1,800	3,600
LASER INNOVATIONS INC	DISABLED/SHELTERED/REHABILITATION	1,878	380	1,183	3,441
PRO-TYPE PRINTING, INC	FEMALE MAJORITY		350	2,925	3,275
JEET INC	FEMALE MAJORITY			3,175	3,175
PAGODA ELECTRIC INC	AFRICAN-AMERICAN MALE		3,067		3,067
BJB ENTERPRISES	AFRICAN-AMERICAN MALE	2,520			2,520
SJB PROMOTIONS, INC.	FEMALE MAJORITY		1,325	1,162	2,486
TERRY GUEN DESIGN ASSOCIATES, INC.	ASIAN AMERICAN MALE		2,424		2,424
EVERLIGHTS INC	FEMALE MAJORITY	2,326			2,326
MACON RESOURCES INC	DISABLED/SHELTERED/REHABILITATION	2,300			2,300
JORDAN AND MARKS ENTERPRISES	AFRICAN-AMERICAN MALE			2,296	2,296
SOLIS CONSTRUCTION INC	HISPANIC AMERICAN MALE	1,331	805		2,136
ARIES CHARTER TRANSPORTATION I	HISPANIC AMERICAN MALE	1,023	1,028		2,051
CAMPAIGN STRATEGIES & CONSULTI	AFRICAN-AMERICAN MALE			2,000	2,000
VIXEN CONSTRUCTION INC	FEMALE MAJORITY	1,975			1,975
EQUIPMENT INTERNATIONAL LTD	FEMALE MAJORITY	248	969	558	1,774
R D MCMILLEN ENTERPRISES INC	DISABLED/SHELTERED/REHABILITATION	1,771			1,771
ANAGNOS DOOR CO INC	FEMALE MAJORITY			1,770	1,770
SEICO INC	DISABLED/SHELTERED/REHABILITATION	1,630			1,630
TETRA MEDICAL SUPPLY CORP	FEMALE MAJORITY	385	941	207	1,533
SMITH & SMITH ASSOCIATES INC	AFRICAN-AMERICAN MALE			1,520	1,520
RINGOLD FINANCIAL MANAGEMENT S	AFRICAN-AMERICAN FEMALE		1,500		1,500
CHICAGO DROP CLOTH & TARPULIN	FEMALE MAJORITY			1,461	1,461
THE OFFICE WORKS	FEMALE MAJORITY		1,098	306	1,404
M CANNON ROOFING CO	AFRICAN-AMERICAN MALE	1,356			1,356
STILES OFFICE SOLUTIONS INC	FEMALE MAJORITY		1,268		1,268
BOZOIAN GROUP ARCHITECTS, LLC	FEMALE MAJORITY	1,197			1,197
LAND OF LINCOLN GOODWILL	DISABLED/SHELTERED/REHABILITATION	370	446	268	1,085
BRIDGEFORTH WOLF & ASSOCIATES	AFRICAN-AMERICAN FEMALE	412	640		1,052
DOCU-SHRED INC	FEMALE MAJORITY	350	450	150	950
SOUTHWEST SPRING INC	FEMALE MAJORITY	641	182		823
BJS TRANSPORTATION INC	AFRICAN-AMERICAN FEMALE		600	215	815
II IN ONE CONTRACTORS, INC.	AFRICAN-AMERICAN MALE	792			792
CTG INC OF ILLINOIS	ASIAN AMERICAN MALE	494	259		753
EL VALOR CORPORATION	DISABLED/SHELTERED/REHABILITATION			750	750
PERFORMANCE PARTNERS INC	FEMALE MAJORITY	701	33		734

FY15 MAFBE SPEND BY VENDOR  
July 1, 2014 through March 31, 2015

EVERY BLOOMIN INDUSTRIAL SUPPLY INC	FEMALE MAJORITY	650			650
BROOK ARCHITECTURE INC	AFRICAN-AMERICAN FEMALE			631	631
ANDERSON ENVIRONMENTAL &	FEMALE MAJORITY			600	600
MIDWEST MAILING & SHIPPING SYS	FEMALE MAJORITY			600	600
MIDWEST LITIGATION SERVICES-IL	FEMALE MAJORITY			561	561
POINTE INDUSTRIES LLC	FEMALE MAJORITY	390	165		555
GLOBE MEDICAL SURGICAL SUPPLY	ASIAN AMERICAN MALE		166	331	497
BISHOP JILL KUSHNER	FEMALE MAJORITY			455	455
BRAD'S TIRE INC	AFRICAN-AMERICAN MALE	114	327		441
SIMANTEL GROUP, LTD	FEMALE MAJORITY		406		406
AMERICA AMBULANCE SERVICE INC	FEMALE MAJORITY			383	383
LOGAN MASON REHABILITATION CTR	DISABLED/SHELTERED/REHABILITATION	270	90		360
BLAZING ENTERPRISES INC	FEMALE MAJORITY		350		350
B & K POWER EQUIPMENT INC	FEMALE MAJORITY			306	306
INNOVATIVE SOLUTIONS CONSULTIN	AFRICAN-AMERICAN FEMALE			300	300
SITE DESIGN GROUP, LTD.	ASIAN AMERICAN MALE	280			280
OLSON KRISTIN L	FEMALE MAJORITY	230			230
CONSOLIDATED PRINTING COMPANY	FEMALE MAJORITY			224	224
THE HOPE SCHOOL	DISABLED/SHELTERED/REHABILITATION	200			200
ADNAMA INC	FEMALE MAJORITY		196		196
WYANT HOLLY	FEMALE MAJORITY			104	104
EMS ENTERPRISES INC	DISABLED/SHELTERED/REHABILITATION		89		89
BECK'S BOOK STORE INC	FEMALE MAJORITY		88		88
U.S. MESSENGER LOGISTICS	HISPANIC AMERICAN MALE		5		5
	<b>TOTAL</b>	<b>16,571,701</b>	<b>16,352,616</b>	<b>14,812,299</b>	<b>47,736,616</b>