

Reported to the Board of Trustees  
November 10, 2016

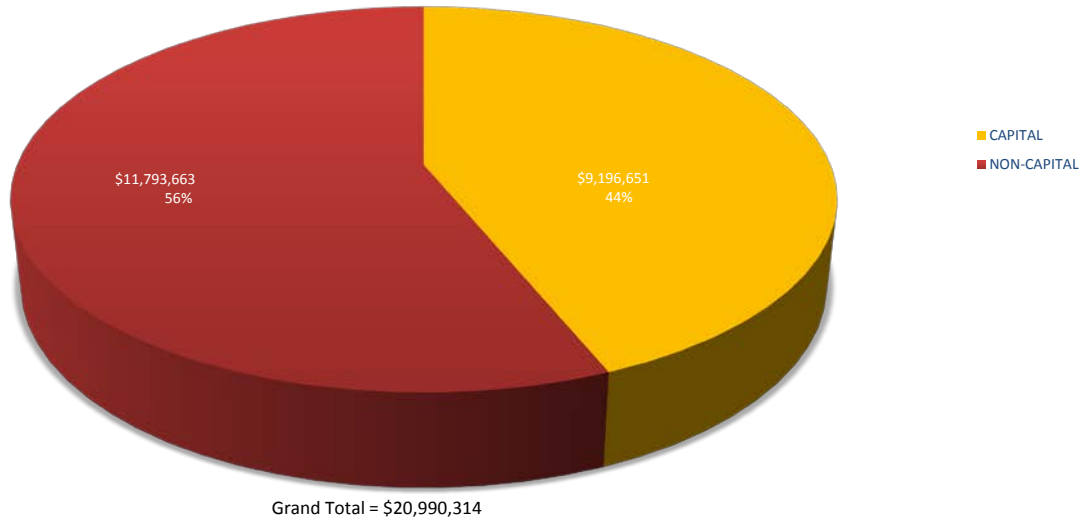
Board Meeting  
November 10, 2016

**MAFBE Report to the Board of Trustees**

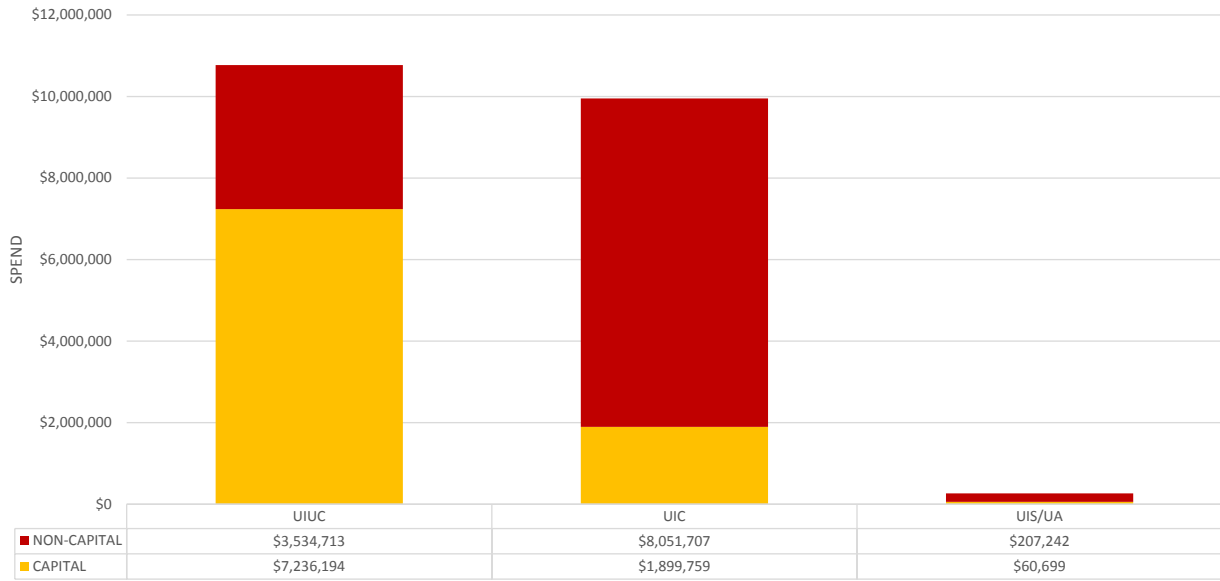
**University of Illinois**

Attached is a report that responds to the Board of Trustees' request for periodic information on MAFBE expenditures. The report lists expenditures by MAFBE vendor for the period of July 1, 2016 through September 30, 2016. The data are summarized in the first chart for capital and non-capital MAFBE expenditures in total, by campus and by category. The second chart lists total expenditures for the reporting period by MAFBE vendor.

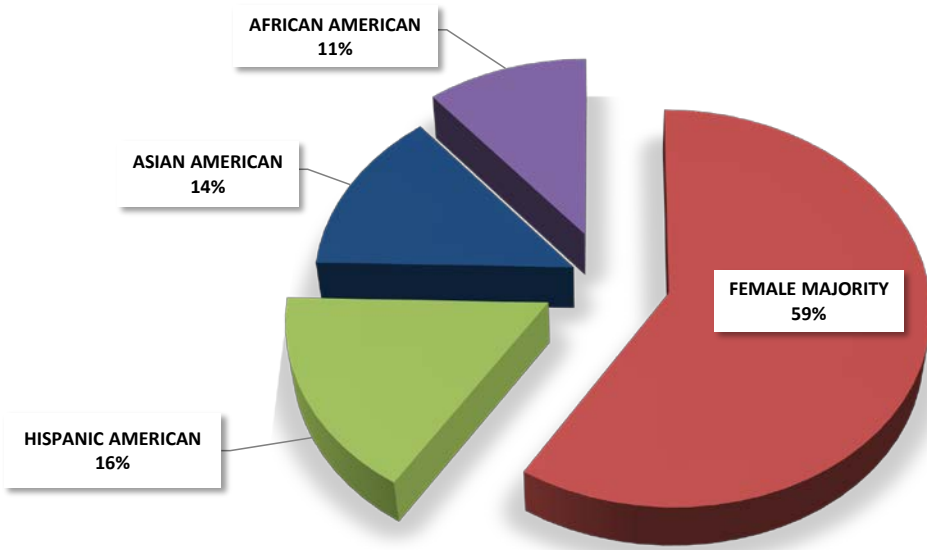
### FY17 Capital & Non-Capital MAFBE Expenditures (Through 9/30/2016)



### FY17 Capital & Non-Capital MAFBE Expenditures by Campus (Through 9/30/2016)



**FY17Q1 MAFBE Expenditures Category  
(Through 9/30/2016)**



FY17 Q1 MAFBE SPEND BY VENDOR  
July 1, 2016 through September 30, 2016

VENDOR NAME	Minority-Category	FY17 Q1 (Through 9/30/2015)	FY17 (Through 9/30/2016)
APEX HEALTHCARE INC	ASIAN AMERICAN MALE	1,305,126	1,305,126
RESOURCE ONE OF ILLINOIS LTD	FEMALE MAJORITY	1,256,567	1,256,567
PRECISION BUILDERS ASSOCIATES INC	FEMALE MAJORITY	1,205,886	1,205,886
CONECTA GROUP INCORPORATED	HISPANIC AMERICAN FEMALE	1,175,679	1,175,679
MATRIX INTEGRATION LLC	FEMALE MAJORITY	1,143,295	1,143,295
LEEDER FURNITURE LLC	FEMALE MAJORITY	986,700	986,700
TSI COMMERCIAL FLOOR COVERING INC	FEMALE MAJORITY	872,404	872,404
GORDON ELECTRIC SUPPLY	FEMALE MAJORITY	762,483	762,483
MECCOR INDUSTRIES LTD	ASIAN AMERICAN MALE	681,814	681,814
CPMH CONSTRUCTION INC	HISPANIC AMERICAN MALE	594,360	594,360
SUPERIOR FLOOR COVERING INCORPORATED	FEMALE MAJORITY	482,932	482,932
BAILEY EDWARD DESIGN INC	FEMALE MAJORITY	443,900	443,900
MIDWAY CONTRACTING GROUP LLC	HISPANIC AMERICAN MALE	419,472	419,472
COOK FASSER ASSOCIATES INCORPORATED	FEMALE MAJORITY	361,646	361,646
LCM ARCHITECTS LLC	DISABLED/SHELTERED/REHABILITATION	358,691	358,691
J-MAC ASSOCIATES LIMITED	FEMALE MAJORITY	351,670	351,670
LOTHAN VAN HOOK DESTEFANO ARCHITECTURE LLC	FEMALE MAJORITY	306,092	306,092
RES CONSTRUCTION INC	HISPANIC AMERICAN FEMALE	279,331	279,331
UJAMAA CONSTRUCTION INCORPORATED	AFRICAN AMERICAN MALE	221,579	221,579
JAMESON SHEET METAL INC	FEMALE MAJORITY	221,504	221,504
STUDIO V DESIGN INCORPORATED	ASIAN AMERICAN FEMALE	216,114	216,114
JP EXCAVATING AND TRUCKING	AFRICAN AMERICAN FEMALE	208,294	208,294
KAVE INC	FEMALE MAJORITY	205,303	205,303
COMMERCIAL FLOOR COVERING INC/TSI COMMERCIAL FLOOR COVERING	FEMALE MAJORITY	204,831	204,831
QC ENTERPRISES INC	FEMALE MAJORITY	201,206	201,206
PRAIRIE RESTORATIONS INCORPORATED	FEMALE MAJORITY	194,459	194,459
NEW BEGINNINGS CONTRACTORS INC	AFRICAN AMERICAN MALE	185,000	185,000
MARKET CONTRACTING SERVICES INC	HISPANIC AMERICAN MALE	170,929	170,929
INTEGRATING GREEN TECHNOLOGIES INC	AFRICAN AMERICAN MALE	169,757	169,757
MCGUIRE IGLESKI AND ASSOCIATES INCORPORATED	FEMALE MAJORITY	168,589	168,589
CORPORATE TRAVEL PLANNERS INCORPORATED	FEMALE MAJORITY	151,188	151,188
ON THE JOB CONSULTING INC/PIXO	FEMALE MAJORITY	133,652	133,652
MILLENNIA PROFESSIONAL SERVICES OF ILLINOIS LTD	ASIAN AMERICAN MALE	129,191	129,191
GREEN HOME EXPERTS LLC	FEMALE MAJORITY	123,500	123,500
CENTRAL STATES DBA ARGO SUMMIT	FEMALE MAJORITY	120,790	120,790
MLN ENTERPRISE	FEMALE MAJORITY	118,510	118,510
F J ROBINSONS CONTRACTING	AFRICAN AMERICAN MALE	116,489	116,489
VISION PAINTING AND DECORATING SERVICES INCORPORATED	AFRICAN AMERICAN MALE	113,800	113,800
JMAC ASSOCIATES LTD	FEMALE MAJORITY	112,687	112,687
MSM SOLUTIONS INC	AFRICAN AMERICAN MALE	111,751	111,751
FICEK ELECTRIC AND COMMUNICATION SYSTEMS INCORPORATED	FEMALE MAJORITY	111,294	111,294
JSR ENTERPRISES INC	AFRICAN AMERICAN FEMALE	110,038	110,038
KATCO DEVELOPMENT INC	FEMALE MAJORITY	106,884	106,884
SPC CONSULTING LLC/SPC EDUCATIONAL SOLUTIONS	HISPANIC AMERICAN FEMALE	102,065	102,065
DOYLE AND ASSOCIATES	FEMALE MAJORITY	98,126	98,126
DASHCOINC	FEMALE MAJORITY	97,421	97,421
ENVIRONMENTAL DESIGN INTERNATIONAL INC	AFRICAN AMERICAN FEMALE	96,886	96,886
ROBERT L MILLER AND ASSOCIATES INCORPORATED	AFRICAN AMERICAN MALE	96,488	96,488
FOSTER JACOB INC	FEMALE MAJORITY	89,019	89,019
VALOR TECHNOLOGIES INCORPORATED	HISPANIC AMERICAN MALE	83,718	83,718
DESIGN AIR INC	AFRICAN AMERICAN MALE	82,440	82,440
PEDIATRIC INTERACTIONS INCORPORATED	FEMALE MAJORITY	81,340	81,340
RUBINOS AND MESIA ENGINEERS INC	ASIAN AMERICAN MALE	78,822	78,822
PRIMERA ENGINEERS LTD	FEMALE MAJORITY	77,422	77,422
ELETE CONSTRUCTION AND ENVIRONMENTAL INC	AFRICAN AMERICAN MALE	75,207	75,207

FY17 Q1 MAFBE SPEND BY VENDOR  
July 1, 2016 through September 30, 2016

VENDOR NAME	Minority-Category	FY17 Q1 (Through 9/30/2015)	FY17 (Through 9/30/2016)
BPI TESTING LLC	FEMALE MAJORITY	72,101	72,101
SHEN MILSOM WILKE LLC	ASIAN AMERICAN MALE	72,011	72,011
NES INC	HISPANIC AMERICAN MALE	70,127	70,127
NESTBUILDERS INC DBA DBHMS	HISPANIC AMERICAN MALE	67,753	67,753
MONTERREY SECURITY CONSULTANTS INC	HISPANIC AMERICAN MALE	66,441	66,441
NATIONAL PAINTING INCORPORATED	FEMALE MAJORITY	62,446	62,446
ENVIRONMENTAL SYSTEMS DESIGN INC	ASIAN AMERICAN MALE	62,217	62,217
BAUER LATOZA STUDIO LIMITED	HISPANIC AMERICAN MALE	61,661	61,661
ALTUSWORKS INCORPORATED	FEMALE MAJORITY	60,388	60,388
SUPPLIED INDUSTRIAL SOLUTIONS INC	AFRICAN AMERICAN MALE	57,753	57,753
PACE SYSTEMS INC	ASIAN AMERICAN MALE	54,099	54,099
MORRISSEY CONTRACTING	FEMALE MAJORITY	53,757	53,757
ROMERO STEEL COMPANY INC	HISPANIC AMERICAN MALE	53,622	53,622
DYNAMIX ENGINEERING LTD	AFRICAN AMERICAN MALE	53,300	53,300
ROSS BARNEY ARCHITECTS INC	FEMALE MAJORITY	49,467	49,467
ANDERSON LOCK COMPANY LTD	FEMALE MAJORITY	46,847	46,847
INTER-CITY SUPPLY COMPANY INC	AFRICAN AMERICAN FEMALE	46,244	46,244
REAL DESIGNS INC	FEMALE MAJORITY	44,167	44,167
NATIONAL HVACDBA NATIONAL INSULATION INC	AFRICAN AMERICAN MALE	43,670	43,670
LIVEWIRE ELECTRICAL SYSTEMS INCORPORATED	AFRICAN AMERICAN MALE	42,178	42,178
HEALTH EDUCATION RESEARCH ASSOCIATES INC	FEMALE MAJORITY	41,973	41,973
RADA ARCHITECTS LTD	FEMALE MAJORITY	40,992	40,992
PREMIER STAFFING SOURCE INC	AFRICAN AMERICAN FEMALE	40,400	40,400
GLOBAL WATER TECHNOLOGY INC	HISPANIC AMERICAN FEMALE	39,266	39,266
RTM ASSOCIATES INC	ASIAN AMERICAN MALE	38,567	38,567
FRANKLYNN INC/CHEMICAL MAINTENANCE INC CMI	FEMALE MAJORITY	38,115	38,115
EVERY BLOOMIN INDUSTRIAL SUPPLYINC	FEMALE MAJORITY	37,161	37,161
CHRISTY WEBBER AND CO/CHRISTY WEBBER LANDSCAPES	FEMALE MAJORITY	36,715	36,715
G COOPER OIL COMPANY INC	FEMALE MAJORITY	34,489	34,489
OLD VETERAN CONSTRUCTION INC	HISPANIC AMERICAN MALE	33,442	33,442
DAVID MASON ASSOCIATES OF ILLINOIS LTD	AFRICAN AMERICAN MALE	32,532	32,532
VON ALST OPERATING LLC	FEMALE MAJORITY	31,609	31,609
ARCHITECTS ENTERPRISE LTD	AFRICAN AMERICAN MALE	30,837	30,837
CUSTOM ENGINEERING INC	AFRICAN AMERICAN MALE	29,970	29,970
ARDMORE ASSOCIATES LLC	AFRICAN AMERICAN FEMALE	28,970	28,970
OTTSIE LLC	FEMALE MAJORITY	28,314	28,314
THORNTON RAVE CONSTRUCTION LLC	AFRICAN AMERICAN MALE	27,901	27,901
RELIABLE ENVIRONMENTAL SOLUTIONS INCORPORATED	FEMALE MAJORITY	27,705	27,705
PROFESSIONAL DYNAMIC NETWORK INC	AFRICAN AMERICAN MALE	27,656	27,656
BELLA BAGNO INC	FEMALE MAJORITY	27,363	27,363
LSL INDUSTRIES INCORPORATED	ASIAN AMERICAN MALE	26,423	26,423
HELSELJEPPERSON ELECTRICAL INC	FEMALE MAJORITY	26,189	26,189
PHD SERVICES LLC	FEMALE MAJORITY	26,051	26,051
TRC WORLDWIDE ENGINEERING INCORPORATED	ASIAN AMERICAN MALE	25,749	25,749
ENBEE PAINTING AND DECORATING INCORPORATED	FEMALE MAJORITY	25,303	25,303
CALUMET DECORATING SERVICE INC	FEMALE MAJORITY	24,440	24,440
BRUSH ARCHITECTS LLC	FEMALE MAJORITY	22,967	22,967
MATRIX ENGINEERING CORPORATION	AFRICAN AMERICAN MALE	20,998	20,998
CCS INTERNATIONAL INC	ASIAN AMERICAN MALE	20,300	20,300
HYGIENEERING INC	FEMALE MAJORITY	20,000	20,000
URBAN WORKS LTD	HISPANIC AMERICAN FEMALE	19,782	19,782
NURSE AGENCY	FEMALE MAJORITY	19,375	19,375
MILHOUSE ENGINEERING AND CONSTRUCTION INC	AFRICAN AMERICAN MALE	19,364	19,364
RJS CONSTRUCTORS INC	FEMALE MAJORITY	19,008	19,008
QUANTUM CROSSINGS LLC	HISPANIC AMERICAN MALE	19,000	19,000

FY17 Q1 MAFBE SPEND BY VENDOR  
July 1, 2016 through September 30, 2016

VENDOR NAME	Minority-Category	FY17 Q1 (Through 9/30/2015)	FY17 (Through 9/30/2016)
ANDERSON AND SHAH ROOFING INC	ASIAN AMERICAN MALE	17,369	17,369
AUTUMN CONSTRUCTION SERVICES INC	FEMALE MAJORITY	16,625	16,625
MULTI-PRODUCTS DISTRIBUTION INC	HISPANIC AMERICAN FEMALE	16,189	16,189
JRH ENTERPRISES INC	FEMALE MAJORITY	15,907	15,907
TOLTECH PLUMBING CONTRACTORS LLC	HISPANIC AMERICAN FEMALE	15,806	15,806
WRF ENGINEERS LLC	FEMALE MAJORITY	15,216	15,216
EKLA CORPORATION	ASIAN AMERICAN FEMALE	15,132	15,132
ACACIA FINANCIAL GROUP INC	FEMALE MAJORITY	15,000	15,000
CABLE COMMUNICATIONS	FEMALE MAJORITY	14,918	14,918
ILLINI SUPPLY INCORPORATED	FEMALE MAJORITY	14,716	14,716
GO PROMOTIONS INC	FEMALE MAJORITY	14,200	14,200
MEP INFRASTRUCTURE SOLUTIONS INCORPORATED	HISPANIC AMERICAN MALE	14,157	14,157
GREENE AND LETTS	AFRICAN AMERICAN FEMALE	13,941	13,941
YOUR PARTNER PROMOTIONS INC	FEMALE MAJORITY	13,453	13,453
JOSAM ACQUISITIONS LLC/GOOD TO GO FOOD	FEMALE MAJORITY	13,318	13,318
PYRO INDUSTRIAL SERVICES INCORPORATED	FEMALE MAJORITY	13,203	13,203
JEET INCORPORATED	FEMALE MAJORITY	12,825	12,825
BURKE BURNS AND PINELLI LTD	FEMALE MAJORITY	12,436	12,436
A-PRO EXECS LLC	AFRICAN AMERICAN FEMALE	12,370	12,370
BEST TECHNOLOGY SYSTEMS INC	ASIAN AMERICAN MALE	12,335	12,335
RW COLLINS CO	FEMALE MAJORITY	12,328	12,328
BRAILSFORD AND DUNLAVEY INCORPORATED	AFRICAN AMERICAN MALE	12,250	12,250
HARDEN GROUP INC/CARIBBEAN GRILL/CG SIGNATURE EVENTS CTRNG	AFRICAN AMERICAN MALE	12,193	12,193
BETON CONSTRUCTION CO	FEMALE MAJORITY	11,991	11,991
VEYA INC	AFRICAN AMERICAN MALE	11,957	11,957
MYLEER CORPORATION	AFRICAN AMERICAN FEMALE	11,632	11,632
ALARIS GROUP INCORPORATED	FEMALE MAJORITY	11,352	11,352
EMM ELECTRIC INC/MORAN ELECTRICAL CONTRACTING	FEMALE MAJORITY	10,990	10,990
CARNOW CONIBEAR ASSOC LTD	FEMALE MAJORITY	10,900	10,900
COMMERCIAL CLEANING CONSULTANTS INC	FEMALE MAJORITY	10,475	10,475
DAS CONSULTING SERVICES LLC	ASIAN AMERICAN FEMALE	10,253	10,253
OCCUPATIONAL TRAINING AND SUPPLY INC	FEMALE MAJORITY	9,947	9,947
STEARNJOGLEKAR LTD	ASIAN AMERICAN MALE	9,806	9,806
MOODY NOLAN INCORPORATED	AFRICAN AMERICAN MALE	9,784	9,784
AMAZING EDIBLES LTD	HISPANIC AMERICAN FEMALE	9,583	9,583
WE'RE CLEANING INC	AFRICAN AMERICAN FEMALE	9,478	9,478
MICHEL CONCRETE CONSTRUCTION INC	FEMALE MAJORITY	9,293	9,293
DLV PRINTING SERVICE INCORPORATED	AFRICAN AMERICAN FEMALE	9,234	9,234
WEBB ENGINEERING SERVICES INC	AFRICAN AMERICAN MALE	9,106	9,106
THINK AND ASSOCIATES INCORPORATED/THINKINC	FEMALE MAJORITY	9,000	9,000
STOCKS BUSINESS FURNITURE INC/STOCKS OFFICE FURNITURE	FEMALE MAJORITY	8,828	8,828
PHIL STEFANI SIGNATURE EVENTS	FEMALE MAJORITY	8,644	8,644
MILLER BUILDING GROUP	AFRICAN AMERICAN MALE	8,640	8,640
RHL INSULATION FIRESTOPPING INC	FEMALE MAJORITY	8,588	8,588
PUGH JONES AND JOHNSON PC	AFRICAN AMERICAN MALE	8,531	8,531
WANG ENGINEERING INC	ASIAN AMERICAN MALE	8,395	8,395
GERALEX INC	HISPANIC AMERICAN FEMALE	8,365	8,365
DEKAYO CORPORATION	HISPANIC AMERICAN MALE	8,302	8,302
YAGLA ENGINEERING SERVICES INC	FEMALE MAJORITY	8,121	8,121
ORDAZ CONSTRUCTION AND SUPPLY INC	HISPANIC AMERICAN FEMALE	8,051	8,051
M AND G GRAPHICS INC	FEMALE MAJORITY	8,044	8,044
MCDONOUGHWHITLOW PC	FEMALE MAJORITY	8,003	8,003
POOL ADMINISTRATORS INCORPORATED	FEMALE MAJORITY	7,834	7,834
KOI COMPUTERS INCORPORATED	ASIAN AMERICAN FEMALE	7,755	7,755
PROGRESSIVE INDUSTRIES INC	FEMALE MAJORITY	7,745	7,745

FY17 Q1 MAFBE SPEND BY VENDOR  
July 1, 2016 through September 30, 2016

VENDOR NAME	Minority-Category	FY17 Q1 (Through 9/30/2015)	FY17 (Through 9/30/2016)
EVERLIGHTS INCORPORATED	FEMALE MAJORITY	7,727	7,727
DEN CONSTRUCTION MANAGEMENT LLC DBA DENCO	HISPANIC AMERICAN MALE	7,674	7,674
ONYX COMMUNITY SOLUTIONS LLC	AFRICAN AMERICAN MALE	7,500	7,500
A LUCAS SONS STEEL	FEMALE MAJORITY	7,049	7,049
CENTRAL ILLINOIS HSSINC	FEMALE MAJORITY	6,775	6,775
SANCHEZ PAVING COMPANY INC	HISPANIC AMERICAN MALE	6,680	6,680
TAC CONSTRUCTION COMPANY	FEMALE MAJORITY	6,619	6,619
ASHLAUR CONSTRUCTION INC	AFRICAN AMERICAN MALE	6,320	6,320
ROGARDS OFFICE PRODU	FEMALE MAJORITY	6,155	6,155
WINDY CITY MAINTENANCE INC	HISPANIC AMERICAN MALE	5,882	5,882
QUERCUS CONSULTING INC	FEMALE MAJORITY	5,833	5,833
TABITHA VENTURES INC	AFRICAN AMERICAN MALE	5,601	5,601
POWER ONE SUPPLY INC	AFRICAN AMERICAN MALE	4,965	4,965
ENCORE UNLIMITED LLC	FEMALE MAJORITY	4,918	4,918
INTERNATIONAL TEST BALANCE INC	FEMALE MAJORITY	4,800	4,800
NAK-MAN CORP	ASIAN AMERICAN MALE	4,699	4,699
ROYAL CRANE SERVICE INCORPORATED	HISPANIC AMERICAN MALE	4,625	4,625
EXTENDED HOME LIVING SERVICES INCORPORATED	FEMALE MAJORITY	4,550	4,550
FUHRMANN ENGINEERING INC	FEMALE MAJORITY	4,404	4,404
JOHNSON LASKY KINDELIN ARCHITECTS	FEMALE MAJORITY	4,335	4,335
FULL CANVAS HEATING AND AIR CONDITIONING	AFRICAN AMERICAN MALE	4,279	4,279
BCE INC	ASIAN AMERICAN MALE	4,247	4,247
SANCHEZ AND DANIELS AND HOFFMAN LLP	HISPANIC AMERICAN MALE	4,243	4,243
CONSTRUCTION CAD SOLUTIONS	AFRICAN AMERICAN MALE	4,164	4,164
HILLCO DISTRIBUTING	FEMALE MAJORITY	4,041	4,041
ADAMS PAINTING COMPANY	AFRICAN AMERICAN MALE	3,981	3,981
COTTER CONSULTING INC	FEMALE MAJORITY	3,961	3,961
NAVARETTE INDUSTRIES	HISPANIC AMERICAN MALE	3,882	3,882
MIDWEST MOVING AND STORAGE INC	HISPANIC AMERICAN MALE	3,718	3,718
SEICO INC	DISABLED/SHELTERED/REHABILITATION	3,702	3,702
PHOENIX BUSINESS SOLUTIONS LLC	FEMALE MAJORITY	3,484	3,484
CHEMCO INDUSTRIES INC	ASIAN AMERICAN MALE	3,447	3,447
JORDAN MEDICAL CONSULTANTS/JORDAN SEARCH CONSULTANTS LLC	FEMALE MAJORITY	3,000	3,000
MIND YOUR MANNERS/WILLIAM EVERETT GROUP	AFRICAN AMERICAN FEMALE	3,000	3,000
CAROL NAUGHTON AND ASSOCIATES INCORPORATED	FEMALE MAJORITY	2,966	2,966
LINJEN PROMOTIONS INC	FEMALE MAJORITY	2,894	2,894
D L V PRINTING SERVICE	AFRICAN AMERICAN FEMALE	2,774	2,774
AUDREY J WEINSTEIN DBA A WEINSTEIN AND ASSOCIATES	FEMALE MAJORITY	2,737	2,737
TERRA ENGINEERING LTD	FEMALE MAJORITY	2,715	2,715
STILES OFFICE SOLUTIONS INC	FEMALE MAJORITY	2,600	2,600
LIMERED STUDIO INCORPORATED	FEMALE MAJORITY	2,428	2,428
SALUS INC	HISPANIC AMERICAN MALE	2,420	2,420
ANZY SUPPLY INC	FEMALE MAJORITY	2,331	2,331
PERFORMANCE MECHANICAL CONTRACTORS INC	FEMALE MAJORITY	2,324	2,324
CUSHING COMPANY	FEMALE MAJORITY	2,291	2,291
AUTOMATIC DOORS INC	FEMALE MAJORITY	1,913	1,913
AMMONS TRANSPORATATION SERVICES INC	AFRICAN AMERICAN MALE	1,865	1,865
CYLA DESIGN ASSOCIATES INC	FEMALE MAJORITY	1,860	1,860
ACTION BAG COMPANY	FEMALE MAJORITY	1,850	1,850
SINGH AND ASSOCIATES INC	ASIAN AMERICAN MALE	1,800	1,800
CHICAGO COMMUNICATIONS LLC	FEMALE MAJORITY	1,761	1,761
HJKESSLER ASSOCIATES INC	FEMALE MAJORITY	1,738	1,738
RD MCMILLEN ENTERPRISES INCORPORATED	FEMALE MAJORITY	1,658	1,658
MASSIE MASSIE ASSOCIATES INC	FEMALE MAJORITY	1,616	1,616
D A S CONSULTING SERVICES LLC	ASIAN AMERICAN FEMALE	1,600	1,600

FY17 Q1 MAFBE SPEND BY VENDOR  
July 1, 2016 through September 30, 2016

VENDOR NAME	Minority-Category	FY17 Q1 (Through 9/30/2015)	FY17 (Through 9/30/2016)
HUGH LIGHTING DESIGN LLC	ASIAN AMERICAN MALE	1,555	1,555
ACCURATE BIOMETRICS INCORPORATED	FEMALE MAJORITY	1,555	1,555
HI-TEK ENVIRONMENTAL INC/STAT ANALYSIS CORP	HISPANIC AMERICAN MALE	1,525	1,525
RINGOLD FINANCIAL MANAGEMENT SERVICES INC	AFRICAN AMERICAN FEMALE	1,500	1,500
DATA MEDIA PRODUCTS INC	FEMALE MAJORITY	1,488	1,488
LATINO EXPRESS INC	HISPANIC AMERICAN MALE	1,300	1,300
STUDIO GANG ARCHITECTS	FEMALE MAJORITY	1,185	1,185
CRYSTAL CHEM INCORPORATED	ASIAN AMERICAN FEMALE	1,165	1,165
MEDICAL EXPRESS AMBULANCE SERVICE INCORPORATED	FEMALE MAJORITY	1,149	1,149
GSG MATERIAL TESTING INC	HISPANIC AMERICAN MALE	1,020	1,020
SITE DESIGN GROUP LTD	ASIAN AMERICAN MALE	1,000	1,000
BOEMAN DESIGN LLC	FEMALE MAJORITY	900	900
NASAW DOUGLASS AND ASSOC LTD/MCFARLANE DOUGLASS AND COMPAN	HISPANIC AMERICAN MALE	894	894
BLUE CAB CO	FEMALE MAJORITY	871	871
IMPRESS PRINTING AND DESIGN	HISPANIC AMERICAN MALE	790	790
SNTIAL TECHNOLOGIES INCORPORATED	ASIAN AMERICAN MALE	700	700
LAKE SHORE BUSINESS FORMS CO	FEMALE MAJORITY	677	677
PRODUCTION DISTRIBUTION COMPANIES	AFRICAN AMERICAN MALE	631	631
LASER INNOVATIONS INC	DISABLED/SHELTERED/REHABILITATION	628	628
GREENWOOD INC/SUNSET FUNERAL HOME	FEMALE MAJORITY	541	541
ELECTRICAL CONTRACTORS INC	FEMALE MAJORITY	519	519
EQUIPMENT INTERNATIONAL LTD	FEMALE MAJORITY	498	498
ARROW MESSENGER SERVICE INC	FEMALE MAJORITY	473	473
MID-WEST INSTITUTIONAL FOOD DISTRIBUTORS INC/MIDWEST FOODS	FEMALE MAJORITY	441	441
TORRES CONSTRUCTION INC	HISPANIC AMERICAN MALE	412	412
GRANT LAW LLC	AFRICAN AMERICAN MALE	391	391
JANSCO INC	FEMALE MAJORITY	333	333
TETRA MEDICAL SUPPLY CORP	FEMALE MAJORITY	330	330
TULSA POWER SERVICE INCORPORATED	FEMALE MAJORITY	245	245
NOVANIS IT SOLUTIONS	ASIAN AMERICAN MALE	225	225
PROTYPE PRINTING INCORPORATED	FEMALE MAJORITY	220	220
GRACE ENTERPRISES INC/GRACE PRINTING AND MAILING	ASIAN AMERICAN MALE	215	215
HANSON INFORMATION SYSTEMS INCORPORATED	FEMALE MAJORITY	210	210
CITY WIDE FIRE PROTECTION SERVICES COMPANY	FEMALE MAJORITY	166	166
HARRIS ICE CO	AFRICAN AMERICAN MALE	63	63
ALL AMERICAN PAPER COMPANY	FEMALE MAJORITY	48	48
RENARD LIMITED LLC/SHRED AUTHORITY	AFRICAN AMERICAN MALE	25	25
<b>TOTAL</b>		<b>20,990,314</b>	<b>20,990,314</b>