

Reported to the Board of Trustees
November 12, 2015

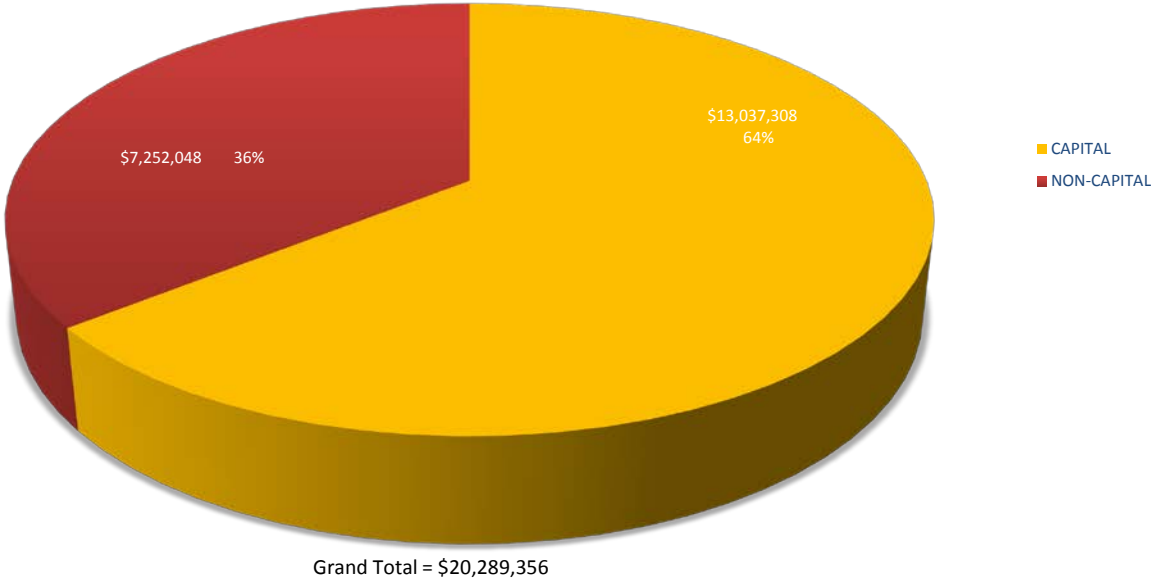
Board Meeting
November 12, 2016

MAFBE Report to the Board of Trustees

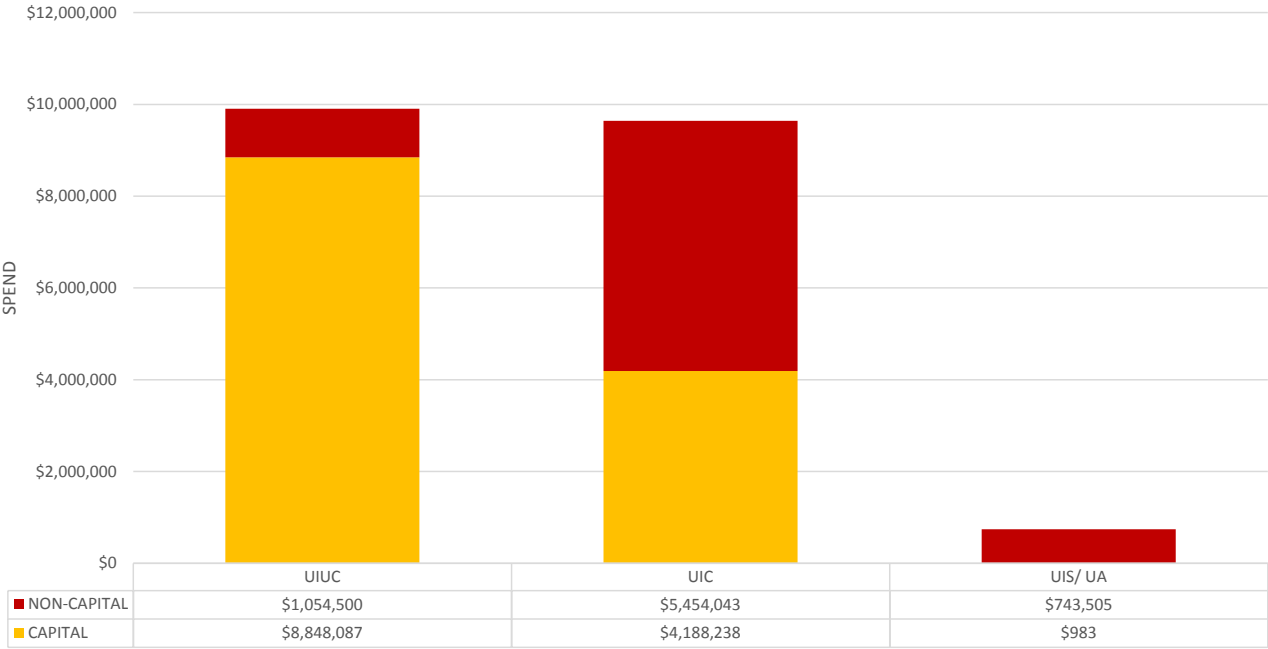
University of Illinois

Attached is a report that responds to the Board of Trustees' request for periodic information on MAFBE expenditures. The report lists expenditures by MAFBE vendor for the period of July 1, 2015 through September 30, 2015. The data are summarized in the first chart for capital and non-capital MAFBE expenditures in total, by campus and by category. The second chart lists total expenditures for the reporting period by MAFBE vendor.

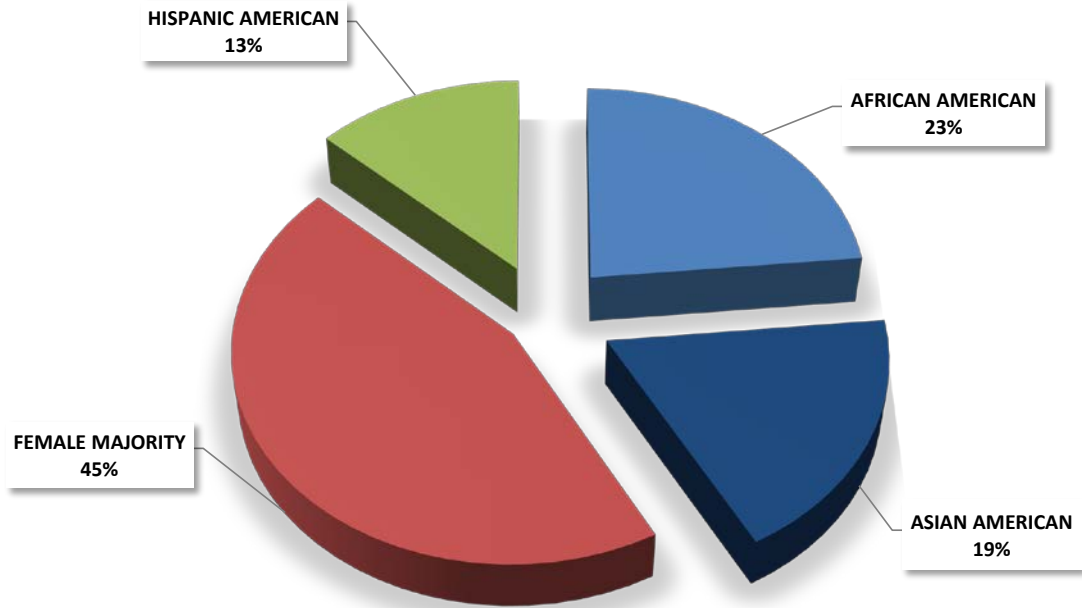
FY16 Capital & Non-Capital MAFBE Expenditures (Through 9/30/2015)



FY16 Capital & Non-Capital MAFBE Expenditures by Campus (Through 9/30/2015)



FY16Q1 MAFBE Expenditures Category (Through 9/30/2015)



FY16 MAFBE SPEND BY VENDOR
July 1, 2015 through September 30, 2015

VENDOR NAME	Minority-Category	FY16 Q1 (Through 9/30/2015)	FY16 (Through 9/30/2015)
APEX HEALTHCARE INC	ASIAN AMERICAN MALE	1,137,979	1,137,979
MECCOR INDUSTRIES LTD	ASIAN AMERICAN MALE	1,109,395	1,109,395
J-MAC ASSOCIATES LTD	FEMALE MAJORITY	980,386	980,386
PRECISION BUILDERS & ASSOCIATES INC	FEMALE MAJORITY	928,785	928,785
SUPPLIED INDUSTRIAL SOLUTIONS INC	AFRICAN AMERICAN MALE	865,626	865,626
INTEGRATING GREEN TECHNOLOGIES INC	AFRICAN AMERICAN MALE	856,920	856,920
THE CHICAGO LIGHTHOUSE	DISABLED/SHELTERED/REHABILITATION	681,192	681,192
PUGH JONES & JOHNSON PC	AFRICAN AMERICAN MALE	677,935	677,935
MATRIX INTEGRATION LLC	FEMALE MAJORITY	555,342	555,342
OLD VETERAN CONSTRUCTION INC	HISPANIC AMERICAN MALE	523,175	523,175
MLN ENTERPRISE	FEMALE MAJORITY	464,111	464,111
GORDON ELECTRIC SUPPLY	FEMALE MAJORITY	451,323	451,323
ORDAZ CONSTRUCTION AND SUPPLY INC	HISPANIC AMERICAN FEMALE	399,882	399,882
ANDERSON & SHAH ROOFING INC	ASIAN AMERICAN MALE	393,961	393,961
LCM ARCHITECTS LLC	DISABLED/SHELTERED/REHABILITATION	388,362	388,362
BETHALTO GLASS INC	FEMALE MAJORITY	377,820	377,820
BAILEY EDWARD DESIGN INC	FEMALE MAJORITY	350,595	350,595
ROSS BARNEY ARCHITECTS INC	FEMALE MAJORITY	344,203	344,203
NES INC	HISPANIC AMERICAN MALE	296,010	296,010
SPEEDY GONZALEZ LANDSCAPING INC (SGL)	HISPANIC AMERICAN MALE	294,558	294,558
SMART ELEVATORS CO	FEMALE MAJORITY	280,075	280,075
COMMERCIAL FLOOR COVERING INC	FEMALE MAJORITY	228,033	228,033
JP EXCAVATING AND TRUCKING	AFRICAN AMERICAN FEMALE	224,915	224,915
REAL DESIGNS INC	FEMALE MAJORITY	217,220	217,220
GLASS DEPOT INC	AFRICAN AMERICAN FEMALE	199,359	199,359
CENTRAL ILLINOIS HSSINC	FEMALE MAJORITY	195,877	195,877
SHAWN BROWN ENTERPRISES INC	AFRICAN AMERICAN MALE	190,584	190,584
SUPERIOR FLOOR COVERING INC	FEMALE MAJORITY	179,480	179,480
KRUTS ELECTRIC INC	FEMALE MAJORITY	173,759	173,759
PREMIER STAFFING SOURCE INC	AFRICAN AMERICAN FEMALE	162,751	162,751
COOK FASSER ASSOC INC	FEMALE MAJORITY	158,152	158,152
ARDMORE ASSOCIATES LLC	AFRICAN AMERICAN FEMALE	153,626	153,626
ROBERT L MILLER & ASSOCIATES INC	AFRICAN AMERICAN MALE	151,175	151,175
NATIONAL PAINTING INC	FEMALE MAJORITY	149,931	149,931
MCGUIRE IGLESKI & ASSOC INC	FEMALE MAJORITY	148,785	148,785
CONSTRUCTION SPECIALTIES & SERVICES (CSSCO)	ASIAN AMERICAN MALE	140,947	140,947
CORPORATE TRAVEL PLANNERS INC	FEMALE MAJORITY	123,822	123,822
VIXEN CONSTRUCTION INC	FEMALE MAJORITY	119,831	119,831
RUBINOS & MESIA ENGINEERS INC	ASIAN AMERICAN MALE	114,353	114,353
CSI 3000	HISPANIC AMERICAN MALE	110,450	110,450
STUDIO V DESIGN	ASIAN AMERICAN FEMALE	110,086	110,086
NEW BEGINNINGS CONTRACTORS INC	AFRICAN AMERICAN MALE	109,389	109,389
RADA ARCHITECTS LTD	FEMALE MAJORITY	108,646	108,646
PREMIER INSULATION LLC	FEMALE MAJORITY	105,766	105,766
VALOR TECHNOLOGIES INCORPORATED	HISPANIC AMERICAN MALE	104,361	104,361
FICEK ELECTRIC & COMMUNICATION SYSTEMS INC	FEMALE MAJORITY	102,219	102,219
ON THE JOB CONSULTING INC	FEMALE MAJORITY	99,156	99,156
BAUER LATOZA STUDIO	HISPANIC AMERICAN MALE	98,553	98,553
A LUCAS & SONS STEEL	FEMALE MAJORITY	95,556	95,556
THE ARCHITECTS ENTERPRISE LTD	AFRICAN AMERICAN MALE	95,526	95,526
Q C ENTERPRISES INC	FEMALE MAJORITY	92,738	92,738
ROYAL CRANE SERVICE INC	HISPANIC AMERICAN MALE	91,204	91,204
PACE SYSTEMS INC	ASIAN AMERICAN MALE	87,263	87,263
MARTINEZ FROGS INC	HISPANIC AMERICAN MALE	83,700	83,700

FY16 MAFBE SPEND BY VENDOR
July 1, 2015 through September 30, 2015

VENDOR NAME	Minority-Category	FY16 Q1 (Through 9/30/2015)	FY16 (Through 9/30/2015)
BETON CONSTRUCTION CO	FEMALE MAJORITY	82,350	82,350
CJ DISTRIBUTION INC	FEMALE MAJORITY	78,027	78,027
PRAIRIE RESTORATIONS INC	FEMALE MAJORITY	74,145	74,145
ABSOLUTE MASONRY INC	AFRICAN AMERICAN MALE	71,982	71,982
TOLTECH PLUMBING CONTRACTORS LLC	HISPANIC AMERICAN FEMALE	70,152	70,152
MARKET CONTRACTING SERVICES INC	HISPANIC AMERICAN MALE	69,710	69,710
CT MECHANICAL	FEMALE MAJORITY	61,851	61,851
NESTBUILDERS INC DBA: DBHMS	HISPANIC AMERICAN MALE	60,479	60,479
AUTUMN CONSTRUCTION SERVICES INC	FEMALE MAJORITY	58,853	58,853
LIVEWIRE ELECTRICAL SYSTEMS IN	AFRICAN AMERICAN MALE	58,845	58,845
ENVIRONMENTAL SYSTEMS DESIGN INC	ASIAN AMERICAN MALE	54,960	54,960
MIDWAY CONTRACTING GROUP LLC	HISPANIC AMERICAN MALE	53,695	53,695
ALRON ELECTRIC INC	FEMALE MAJORITY	53,478	53,478
PHD SERVICES LLC	FEMALE MAJORITY	52,513	52,513
GARTH BUILDING PRODUCTS & SERVICES	AFRICAN AMERICAN FEMALE	52,387	52,387
ANDERSON LOCK CO	FEMALE MAJORITY	50,059	50,059
F J ROBINSON'S CONTRACTING	AFRICAN AMERICAN MALE	49,515	49,515
CAD CONSTRUCTION INC	FEMALE MAJORITY	48,451	48,451
CCS INTERNATIONAL INC	ASIAN AMERICAN MALE	47,765	47,765
PRECISION FLOOR AND TILE INC	FEMALE MAJORITY	45,420	45,420
H & P CONTRACTOR INC	HISPANIC AMERICAN MALE	44,379	44,379
SNTIAL TECHNOLOGIES INC	ASIAN AMERICAN MALE	41,685	41,685
ENVIRONMENTAL DESIGN INTERNATIONAL INC	AFRICAN AMERICAN FEMALE	41,416	41,416
GREAT LAKES METALS CORP	FEMALE MAJORITY	40,922	40,922
MILHOUSE ENGINEERING & CONSTRU	AFRICAN AMERICAN MALE	40,747	40,747
CHRISTY WEBBER AND COMPANY	FEMALE MAJORITY	40,677	40,677
SHEN MILSOM & WILKE LLC	ASIAN AMERICAN MALE	40,303	40,303
HOPGOOD PAINTING	AFRICAN AMERICAN MALE	39,269	39,269
ALTUSWORKS INC	FEMALE MAJORITY	39,081	39,081
TAC CONSTRUCTION COMPANY	FEMALE MAJORITY	38,700	38,700
THE THRESHOLDS	DISABLED/SHELTERED/REHABILITATION	37,795	37,795
EL VALOR CORPORATION	DISABLED/SHELTERED/REHABILITATION	36,750	36,750
MILLER BUILDING GROUP	AFRICAN AMERICAN MALE	35,518	35,518
WBF CONSTRUCTION INC	AFRICAN AMERICAN MALE	34,790	34,790
TRC WORLDWIDE ENGINEERING INC	ASIAN AMERICAN MALE	34,764	34,764
SANCHEZ PAVING COMPANY INC	HISPANIC AMERICAN MALE	33,300	33,300
LIMERED STUDIO	FEMALE MAJORITY	32,894	32,894
BELLA BAGNO INC	FEMALE MAJORITY	32,224	32,224
CONSTRUCTION CAD SOLUTIONS	AFRICAN AMERICAN MALE	31,860	31,860
SUNRISE HITEK GROUP LLC	ASIAN AMERICAN MALE	30,154	30,154
JRH ENTERPRISES INC	FEMALE MAJORITY	29,865	29,865
DYNASTY GROUP INC	ASIAN AMERICAN MALE	29,385	29,385
PASCAL ELEVATOR CO	ASIAN AMERICAN MALE	28,958	28,958
DEVELOPMENTAL SERVICES CENTER	DISABLED/SHELTERED/REHABILITATION	28,916	28,916
LOESCHER HEATING & AIR CONDITIONING	FEMALE MAJORITY	27,523	27,523
BRUSH ARCHITECTS LLC	FEMALE MAJORITY	27,521	27,521
MBB ENTERPRISES OF CHICAGO INC	FEMALE MAJORITY	26,757	26,757
ECOLOGICAL SPECIALISTS INC	FEMALE MAJORITY	25,400	25,400
KAITLIN A MEIXNER	FEMALE MAJORITY	25,000	25,000
STEARNS-JOGLEKAR LTD	ASIAN AMERICAN MALE	24,881	24,881
POOL ADMINISTRATORS INC	FEMALE MAJORITY	24,522	24,522
ELETE CONSTRUCTION AND ENVIRON	AFRICAN AMERICAN MALE	24,041	24,041
KATCO DEVELOPMENT INC	FEMALE MAJORITY	23,684	23,684
A-PRO EXECS LLC	AFRICAN AMERICAN FEMALE	23,556	23,556

FY16 MAFBE SPEND BY VENDOR
July 1, 2015 through September 30, 2015

VENDOR NAME	Minority-Category	FY16 Q1 (Through 9/30/2015)	FY16 (Through 9/30/2015)
JOSAM ACQUISITIONS LLC	FEMALE MAJORITY	23,434	23,434
JEET INC	FEMALE MAJORITY	23,293	23,293
STOCKS BUSINESS FURNITURE INC	FEMALE MAJORITY	23,244	23,244
TERRA DEMOLITION	HISPANIC AMERICAN MALE	23,233	23,233
UNDERLAND ARCHITECTURAL SYSTEMS INC	FEMALE MAJORITY	22,603	22,603
RELIABLE ENVIRONMENTAL SOLUTIONS INC	FEMALE MAJORITY	22,539	22,539
ENBEE PAINTING & DECORATING INC	FEMALE MAJORITY	21,394	21,394
THE NURSE AGENCY	FEMALE MAJORITY	21,320	21,320
PROFESSIONAL DYNAMIC NETWORK I	AFRICAN AMERICAN MALE	21,043	21,043
HUNTER DRYWALL AND TAPING INC	HISPANIC AMERICAN MALE	20,930	20,930
J S R ENTERPRISES INC	AFRICAN AMERICAN FEMALE	20,696	20,696
DEN CONSTRUCTION MANAGEMENT LLC DBA DENCO	HISPANIC AMERICAN MALE	20,637	20,637
THE ALARIS GROUP	FEMALE MAJORITY	20,421	20,421
EKLA CORPORATION	ASIAN AMERICAN FEMALE	20,114	20,114
UJAMAA CONSTRUCTION INC	AFRICAN AMERICAN MALE	19,675	19,675
STR PARTNERS LLC	ASIAN AMERICAN MALE	19,600	19,600
ROY KEITH ELECTRIC COMPANY	FEMALE MAJORITY	19,337	19,337
TAYLOR MADE DESIGN INC	AFRICAN AMERICAN MALE	19,319	19,319
JSR ENTERPRISES INC	AFRICAN AMERICAN FEMALE	19,220	19,220
BLUE COTTAGE CONSULTING	FEMALE MAJORITY	19,089	19,089
TABITHA VENTURES INC	AFRICAN AMERICAN MALE	19,070	19,070
DESIGN AIR INC	AFRICAN AMERICAN MALE	18,719	18,719
COTTER CONSULTING INC	FEMALE MAJORITY	18,634	18,634
RACE & ASSOCIATES LTD	FEMALE MAJORITY	18,525	18,525
BPI TESTING LLC	FEMALE MAJORITY	18,516	18,516
WRF ENGINEERS LLC	FEMALE MAJORITY	17,726	17,726
BRIDGEWAY INC	DISABLED/SHELTERED/REHABILITATION	16,771	16,771
IMC CONNECT INC	AFRICAN AMERICAN MALE	16,763	16,763
AMAZING EDIBLES LTD	HISPANIC AMERICAN FEMALE	15,953	15,953
NOVAMED INC	ASIAN AMERICAN MALE	15,502	15,502
MORCOM N V INC	AFRICAN AMERICAN MALE	15,423	15,423
HARDIN GEOTECHNOLOGIES INC	FEMALE MAJORITY	14,790	14,790
CYLA DESIGN ASSOCIATES INC	FEMALE MAJORITY	14,591	14,591
ENCORE UNLIMITED LLC	FEMALE MAJORITY	14,185	14,185
NATIONAL HVACDBA NATIONAL INSULATION INC	AFRICAN AMERICAN MALE	13,766	13,766
TERRA ENGINEERING LTD	FEMALE MAJORITY	13,525	13,525
DYNAMIX ENGINEERING LTD	AFRICAN AMERICAN MALE	13,463	13,463
INTER-CITY SUPPLY CO INC	AFRICAN AMERICAN FEMALE	13,442	13,442
PCS POWER & COMMUNICATIONS SOLUTIONS INC	HISPANIC AMERICAN MALE	13,383	13,383
MID-WEST MOVING & STORAGE INC	HISPANIC AMERICAN MALE	12,870	12,870
NORTHPOINTE RESOURCES INC	DISABLED/SHELTERED/REHABILITATION	12,084	12,084
ALL MASONRY CONSTRUCTION INC	HISPANIC AMERICAN MALE	11,745	11,745
BCE INC	ASIAN AMERICAN MALE	11,700	11,700
MATRIX ENGINEERING CORPORATION	AFRICAN AMERICAN MALE	11,079	11,079
GREENE AND LETTS	AFRICAN AMERICAN MALE	10,930	10,930
GO PROMOTIONS INC	FEMALE MAJORITY	10,833	10,833
NAYYAR & NAYYAR INTERNATIONAL INC	ASIAN AMERICAN MALE	10,767	10,767
LESTER & ROSALIE ANIXTER CTR	DISABLED/SHELTERED/REHABILITATION	10,321	10,321
MOOSE SPORTS SURFACES LTD	FEMALE MAJORITY	10,280	10,280
AMERICAN SURVEYING & ENGINEERI	HISPANIC AMERICAN MALE	10,130	10,130
GSG CONSULTANTS INC	HISPANIC AMERICAN MALE	9,576	9,576
GLOBAL WATER TECHNOLOGY INC	HISPANIC AMERICAN FEMALE	9,431	9,431
DAVID MASON & ASSOCIATES OF ILLINOIS LTD	AFRICAN AMERICAN MALE	9,042	9,042
THINK & ASSOCIATES INC	FEMALE MAJORITY	9,000	9,000

FY16 MAFBE SPEND BY VENDOR
July 1, 2015 through September 30, 2015

VENDOR NAME	Minority-Category	FY16 Q1 (Through 9/30/2015)	FY16 (Through 9/30/2015)
URBAN WORKS LTD	HISPANIC AMERICAN FEMALE	8,368	8,368
EXPRESS ELECTRIC SUPPLY	AFRICAN AMERICAN MALE	7,933	7,933
A C GENTROL INC	ASIAN AMERICAN MALE	7,774	7,774
KOI COMPUTERS INC	ASIAN AMERICAN FEMALE	7,755	7,755
DAS CONSULTING SERVICES LLC	ASIAN AMERICAN FEMALE	7,400	7,400
PANIAGUA GROUP INC	HISPANIC AMERICAN MALE	7,200	7,200
BEAMAN PUBLIC RELATIONS INC	AFRICAN AMERICAN FEMALE	6,950	6,950
MILLENNIA PROFESSIONAL SERVICES OF ILLINOIS LTD	ASIAN AMERICAN MALE	6,393	6,393
PRIMERA ENGINEERS LTD	HISPANIC AMERICAN MALE	6,271	6,271
M & G GRAPHICS INC	FEMALE MAJORITY	6,267	6,267
CARNOW CONIBEAR & ASSOC LTD	FEMALE MAJORITY	6,050	6,050
ACTION BAG CO	FEMALE MAJORITY	5,843	5,843
QUERCUS CONSULTING INC	FEMALE MAJORITY	5,833	5,833
ELECTRICAL CONTRACTORS INC	FEMALE MAJORITY	5,317	5,317
MYLEER CORPORATION	AFRICAN AMERICAN FEMALE	5,299	5,299
ADAMS PAINTING COMPANY	AFRICAN AMERICAN MALE	5,074	5,074
NAK-MAN CORPORATION	ASIAN AMERICAN MALE	4,972	4,972
UPLAND DESIGN LTD	FEMALE MAJORITY	4,924	4,924
PROGRESSIVE INDUSTRIES INC	FEMALE MAJORITY	4,849	4,849
WEBB ENGINEERING SERVICES INC	AFRICAN AMERICAN MALE	4,136	4,136
LEE-PERFECT TRANSCRIPTION CORP	FEMALE MAJORITY	4,102	4,102
PRODUCTION DISTRIBUTION CO	AFRICAN AMERICAN MALE	4,019	4,019
HI-TEK ENVIRONMENTAL INC	ASIAN AMERICAN MALE	3,958	3,958
HABILITATIVE SYSTEMS INC	DISABLED/SHELTERED/REHABILITATION	3,700	3,700
BRAILSFORD & DUNLAVEY	AFRICAN AMERICAN MALE	3,583	3,583
PROGRESSIVE ELECTRIC INC	FEMALE MAJORITY	3,549	3,549
CHICAGO COMMUNICATIONS LLC	FEMALE MAJORITY	3,448	3,448
SOUTHWEST SPRING INC	FEMALE MAJORITY	3,411	3,411
HJKESSLER ASSOCIATES INC	FEMALE MAJORITY	3,369	3,369
WEINSTEIN AUDREY	FEMALE MAJORITY	3,130	3,130
QUIMEX INC	HISPANIC AMERICAN MALE	2,901	2,901
ACCURATE BIOMETRICS INC	FEMALE MAJORITY	2,865	2,865
LINCOLNLAND ARCHITECTURAL GRAPHICS INC	FEMALE MAJORITY	2,834	2,834
DATA MEDIA PRODUCTS INC	FEMALE MAJORITY	2,588	2,588
RTM DESIGN INC	ASIAN AMERICAN MALE	2,550	2,550
MEP INFRASTRUCTURE SOLUTIONS	HISPANIC AMERICAN MALE	2,500	2,500
MIDWEST MAILING & SHIPPING SYS	FEMALE MAJORITY	2,490	2,490
HUGH LIGHTING DESIGN LLC	ASIAN AMERICAN MALE	2,298	2,298
OCCUPATIONAL TRAINING & SUPPLY	FEMALE MAJORITY	2,194	2,194
ACTIVE ELECTRICAL SUPPLY CO	FEMALE MAJORITY	2,160	2,160
EVERLIGHTS INC	FEMALE MAJORITY	2,099	2,099
KATHLEEN O'DONNELL PC	FEMALE MAJORITY	2,027	2,027
MAESTROS VENTURES LLC	HISPANIC AMERICAN MALE	2,008	2,008
OMAR MEDICAL SUPPLIES INC	AFRICAN AMERICAN MALE	1,938	1,938
TAYLOR STUDIOS INC	FEMALE MAJORITY	1,710	1,710
MCDONOUGH-WHITLOW PC	FEMALE MAJORITY	1,577	1,577
STILES OFFICE SOLUTIONS INC	FEMALE MAJORITY	1,465	1,465
W JAMES TAYLOR INC	FEMALE MAJORITY	1,364	1,364
SEICO INC	DISABLED/SHELTERED/REHABILITATION	1,320	1,320
RICHARDS GRAPHIC COMMUNICATION	FEMALE MAJORITY	1,108	1,108
ARIES CHARTER TRANSPORTATION I	HISPANIC AMERICAN MALE	896	896
TETRA MEDICAL SUPPLY CORP	FEMALE MAJORITY	826	826
GLOBE MEDICAL SURGICAL SUPPLY	ASIAN AMERICAN MALE	822	822
DOYLE MARGARET M	FEMALE MAJORITY	800	800

FY16 MAFBE SPEND BY VENDOR
July 1, 2015 through September 30, 2015

VENDOR NAME	Minority-Category	FY16 Q1 (Through 9/30/2015)	FY16 (Through 9/30/2015)
HILTON PUBLISHING INC	AFRICAN AMERICAN MALE	701	701
EQUIPMENT INTERNATIONAL LTD	FEMALE MAJORITY	619	619
HANSON INFORMATION SYSTEMS	FEMALE MAJORITY	384	384
PRO BIZ PRODUCTS LLC	AFRICAN AMERICAN MALE	367	367
PERFORMANCE MECHANICAL CONTRAC	FEMALE MAJORITY	320	320
ILLINI SUPPLY INC	FEMALE MAJORITY	136	136
R D MCMILLEN ENTERPRISES INC	FEMALE MAJORITY	92	92
RESOURCE ONE OF ILLINOIS	FEMALE MAJORITY	76	76
LASER INNOVATIONS INC	DISABLED/SHELTERED/REHABILITATION	55	55
TOTAL		20,289,356	20,289,356