

Reported to the Board of Trustees
November 13, 2014

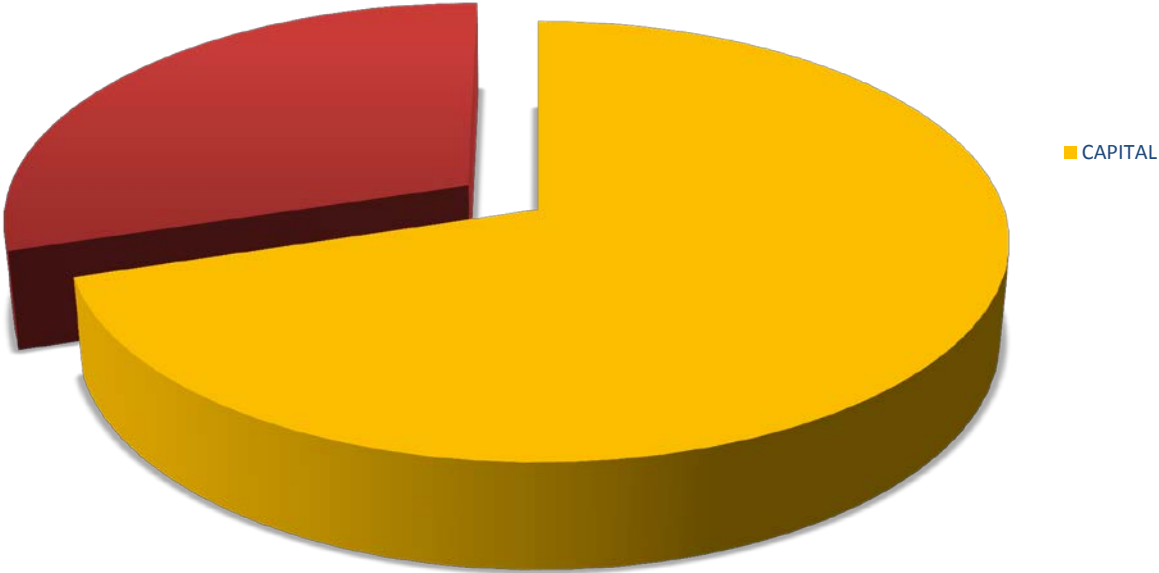
Board Meeting
November 13, 2014

MAFBE Report to the Board of Trustees

University of Illinois

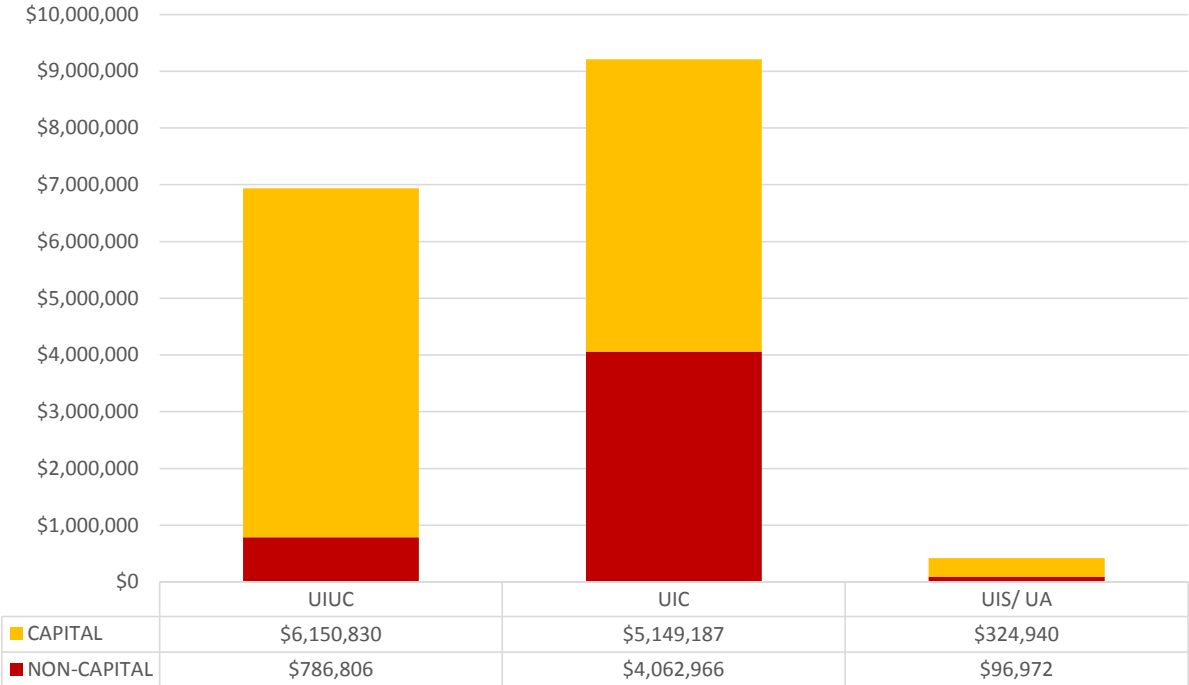
Attached is a report that responds to the Board of Trustees' request for periodic information on MAFBE expenditures. The report lists expenditures by MAFBE vendor for the period of July 1, 2014 through September 30, 2014. The data are summarized in the first chart for capital and non-capital MAFBE expenditures in total, by campus and by category. The second chart lists total expenditures for the reporting period by MAFBE vendor.

FY15 Capital & Non-Capital MAFBE Expenditures (Through 9/30/2014)



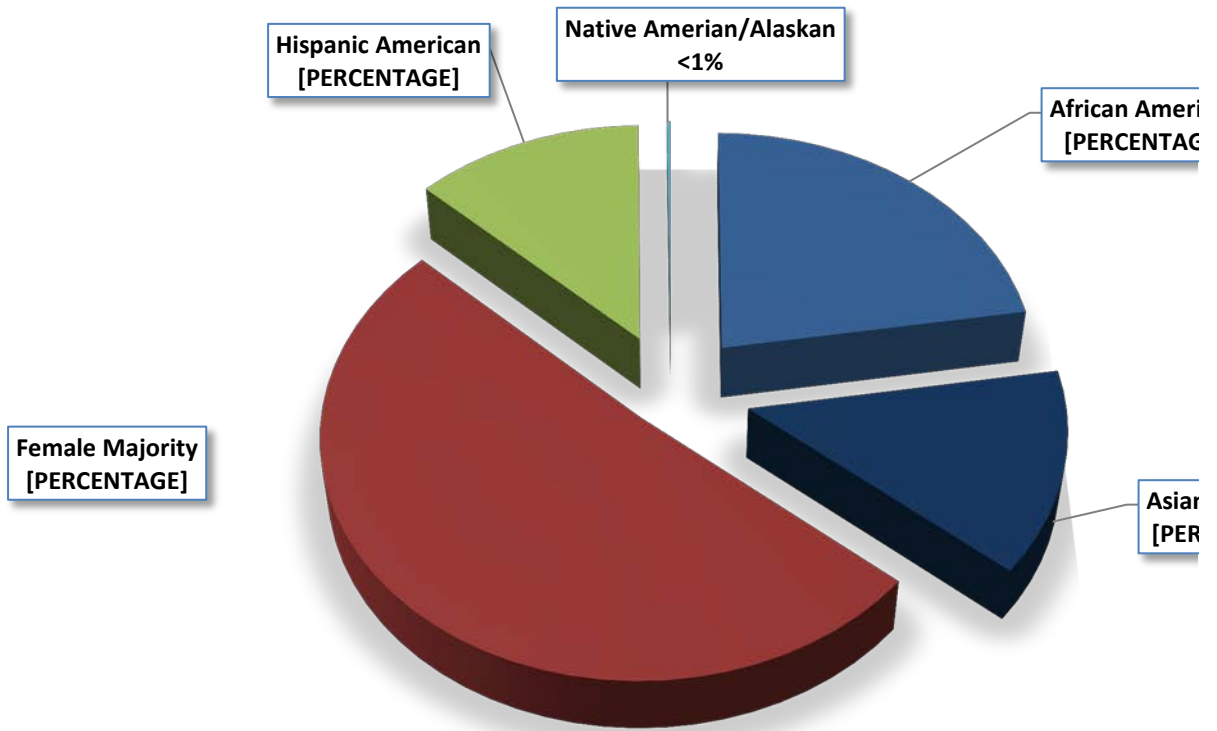
Grand Total = \$16,571,700

FY15Q1 Capital & Non-Capital MAFBE Expenditures by Campus (Through 9/30/2014)



Sum of TOT_AMT

FY15Q1 MAFBE Expenditures Category (Through 9/30/2015)



ican
GE]

n American
CENTAGE]

FY15 MAFBE SPEND BY VENDOR
July 1, 2014 through September 30, 2014

VENDOR NAME	Minority Category	FY15 Q1 (Through 9/30/2014)	FY15YTD (Through 9/30/2014)
J-MAC ASSOCIATES LTD	FEMALE MAJORITY	1,643,619	1,643,619
APEX HEALTHCARE INC	ASIAN AMERICAN MALE	918,112	918,112
PRECISION BUILDERS & ASSOCIATES INC.	FEMALE MAJORITY	823,073	823,073
ROBERT L. MILLER & ASSOCIATES INC.	AFRICAN-AMERICAN MALE	737,222	737,222
JP EXCAVATING AND TRUCKING	AFRICAN-AMERICAN FEMALE	655,792	655,792
FICEK ELECTRIC & COMMUNICATION SYSTEMS, INC	FEMALE MAJORITY	583,968	583,968
MLN ENTERPRISE	FEMALE MAJORITY	581,084	581,084
M.B.B. ENTERPRISES OF CHICAGO, INC.	FEMALE MAJORITY	557,552	557,552
MIDWAY CONTRACTING GROUP, LLC	HISPANIC AMERICAN MALE	556,097	556,097
LCM ARCHITECTS LLC	DISABLED/SHELTERED/REHABILITATION	536,072	536,072
MATRIX INTEGRATION LLC	FEMALE MAJORITY	466,165	466,165
SMART ELEVATORS CO	FEMALE MAJORITY	414,298	414,298
CENTRAL ILLINOIS HSS.INC.	FEMALE MAJORITY	296,355	296,355
SHAWN BROWN ENTERPRISES, INC.	AFRICAN-AMERICAN MALE	279,334	279,334
THORNTON RAVE CONSTRUCTION, LLC	AFRICAN-AMERICAN MALE	275,372	275,372
ON THE JOB CONSULTING INC	FEMALE MAJORITY	259,300	259,300
NATIONAL HVAC,DBA, NATIONAL INSULATION, INC.	AFRICAN-AMERICAN MALE	233,100	233,100
QUANTUM CROSSINGS, LLC	HISPANIC AMERICAN MALE	225,880	225,880
ARDMORE ASSOCIATES, LLC	AFRICAN-AMERICAN FEMALE	217,907	217,907
TRC WORLDWIDE ENGINEERING, INC.	ASIAN AMERICAN MALE	204,481	204,481
PREMIER STAFFING SOURCE INC	AFRICAN-AMERICAN FEMALE	198,981	198,981
QC ENTERPRISES INC	FEMALE MAJORITY	195,948	195,948
MECCOR INDUSTRIES LTD	ASIAN AMERICAN MALE	189,678	189,678
STUDIO V DESIGN	ASIAN AMERICAN FEMALE	179,340	179,340
AMERICAN SURVEYING & ENGINEERI	HISPANIC AMERICAN MALE	171,636	171,636
W JAMES TAYLOR INC	FEMALE MAJORITY	170,392	170,392
DEN CONSTRUCTION MANAGEMENT, LLC DBA DENCO	HISPANIC AMERICAN MALE	152,144	152,144
B.E.T.O.N. CONSTRUCTION CO	FEMALE MAJORITY	147,600	147,600
GORDON ELECTRIC SUPPLY	FEMALE MAJORITY	145,690	145,690
RAY O'HERRON COMPANY INC	FEMALE MAJORITY	139,627	139,627
Q C ENTERPRISES INC	FEMALE MAJORITY	139,084	139,084
CCS INTERNATIONAL, INC.	ASIAN AMERICAN MALE	136,432	136,432
COTTER CONSULTING, INC.	FEMALE MAJORITY	134,304	134,304
NESTBUILDERS INC. DBA: DBHMS	HISPANIC AMERICAN MALE	127,612	127,612
MARKET CONTRACTING SERVICES INC	HISPANIC AMERICAN MALE	110,301	110,301
TEPPER ELECTRIC SUPPLY COMPANY	FEMALE MAJORITY	108,112	108,112
SONOMA UNDERGROUND SERVICES INC	ASIAN AMERICAN MALE	103,760	103,760
POWER ONE SUPPLY, INC.	AFRICAN-AMERICAN MALE	101,399	101,399
VEYA INC.	AFRICAN-AMERICAN MALE	92,117	92,117
SPEEDY GONZALEZ LANDSCAPING INC	HISPANIC AMERICAN MALE	90,340	90,340
REAL DESIGNS INC.	FEMALE MAJORITY	89,034	89,034
HYGIENEERING INC	FEMALE MAJORITY	87,285	87,285
FIELDSTONE BUILDING SERVICES, INC.	ASIAN AMERICAN FEMALE	77,346	77,346
ESCARPITA CONSTRUCTION COMPANY INC	HISPANIC AMERICAN MALE	71,881	71,881
ANDERSON LOCK CO	FEMALE MAJORITY	71,497	71,497
ALTUSWORKS INC	FEMALE MAJORITY	68,781	68,781
PRECISION FLOOR AND TILE, INC.	FEMALE MAJORITY	68,779	68,779
OLD VETERAN CONSTRUCTION INC	HISPANIC AMERICAN MALE	68,751	68,751
CJ DISTRIBUTION INC.	FEMALE MAJORITY	68,614	68,614
RTM DESIGN, INC	ASIAN AMERICAN MALE	66,646	66,646
JRH ENTERPRISES INC.	FEMALE MAJORITY	66,514	66,514
HOPGOOD PAINTING	AFRICAN-AMERICAN MALE	66,374	66,374
UJAMAA CONSTRUCTION INC	AFRICAN-AMERICAN MALE	63,171	63,171
RADA ARCHITECTS LTD	FEMALE MAJORITY	63,081	63,081
PHOENIX BUSINESS SOLUTIONS LLC	FEMALE MAJORITY	61,591	61,591
STR PARTNERS LLC	ASIAN AMERICAN MALE	58,858	58,858
RUBINOS & MESIA ENGINEERS,INC	HISPANIC AMERICAN FEMALE	52,550	52,550
PASCAL ELEVATOR CO.	ASIAN AMERICAN MALE	46,332	46,332
MATRIX ENGINEERING CORPORATION	AFRICAN-AMERICAN MALE	44,925	44,925
HUNTER DRYWALL AND TAPING, INC.	HISPANIC AMERICAN MALE	44,103	44,103
MOOSE SPORTS SURFACES, LTD.	FEMALE MAJORITY	43,947	43,947
SHEN MILSOM & WILKE, LLC	ASIAN AMERICAN MALE	41,904	41,904
MCDONOUGH-WHITLOW, P.C.	FEMALE MAJORITY	41,380	41,380
EVERGREEN SUPPLY CO INC	NATIVE AMERICAN/ALASKAN FEMALE	40,859	40,859
BELLA BAGNO INC	FEMALE MAJORITY	40,299	40,299
J S R ENTERPRISES INC	AFRICAN-AMERICAN FEMALE	39,887	39,887
PRIMERA ENGINEERS LTD	HISPANIC AMERICAN MALE	39,690	39,690
THE THRESHOLDS	SHELTERED WORKSHOP CERTIFIED IN STATE USE PROGRAM	39,258	39,258
NEW BEGINNINGS CONTRACTORS, INC.	AFRICAN-AMERICAN MALE	37,822	37,822
ABITUA SEWER WATER & PLUMBING	HISPANIC AMERICAN MALE	37,799	37,799
BOYE JANITORIAL SVC INC	AFRICAN-AMERICAN MALE	36,398	36,398
CENTREX ELECTRICAL SUPPLY CORP.	AFRICAN-AMERICAN MALE	36,093	36,093
MOODY NOLAN LTD INC	AFRICAN-AMERICAN MALE	35,874	35,874
LIVEWIRE ELECTRICAL SYSTEMS IN	AFRICAN-AMERICAN MALE	34,953	34,953
NOVAMED INC	ASIAN AMERICAN MALE	34,595	34,595
JSR ENTERPRISES INC	AFRICAN-AMERICAN FEMALE	34,333	34,333
PREMIER PLUMBING SUPPLY CO INC	HISPANIC AMERICAN MALE	33,594	33,594
FACILITY & GROUNDS MAINTENANCE	AFRICAN-AMERICAN MALE	32,620	32,620

FY15 MAFBE SPEND BY VENDOR
July 1, 2014 through September 30, 2014

LIMERED STUDIO	FEMALE MAJORITY	32,125	32,125
F J ROBINSON'S CONTRACTING	AFRICAN-AMERICAN MALE	30,830	30,830
EKLA CORPORATION	ASIAN AMERICAN FEMALE	30,516	30,516
PROFESSIONAL DYNAMIC NETWORK I	AFRICAN-AMERICAN MALE	30,236	30,236
BAILEY EDWARD DESIGN INC	FEMALE MAJORITY	30,157	30,157
DAVID MASON & ASSOCIATES OF ILLINOIS, LTD.	AFRICAN-AMERICAN MALE	30,083	30,083
DURANGO PAINTING INC	HISPANIC AMERICAN MALE	29,550	29,550
RJS CONSTRUCTORS, INC.	FEMALE MAJORITY	28,627	28,627
LESTER AND ROSALIE ANIXTER CTR	SHELTERED WORKSHOP CERTIFIED IN STATE USE PROGRAM	28,548	28,548
CHICAGO XTERIORS INC	HISPANIC AMERICAN FEMALE	28,432	28,432
A-PRO EXECS, LLC	AFRICAN-AMERICAN FEMALE	26,132	26,132
BRIDGEWAY INC	SHELTERED WORKSHOP CERTIFIED IN STATE USE PROGRAM	25,164	25,164
LESTER & ROSALIE ANIXTER CTR	SHELTERED WORKSHOP CERTIFIED IN STATE USE PROGRAM	24,336	24,336
PROFESSIONAL ELEVATOR SERVICES, INC.	AFRICAN-AMERICAN MALE	24,077	24,077
PRODUCTION DISTRIBUTION CO	AFRICAN-AMERICAN MALE	23,721	23,721
AFFORDABLE COMFORT CONSTRUCTION	AFRICAN-AMERICAN MALE	23,680	23,680
ENVIRONMENTAL SYSTEMS DESIGN, INC.	ASIAN AMERICAN MALE	23,490	23,490
MEDINA LAWCARE INC	HISPANIC AMERICAN MALE	22,970	22,970
DUMEX CONSTRUCTION CO.	HISPANIC AMERICAN MALE	22,850	22,850
ELETE CONSTRUCTION AND ENVIRON	AFRICAN-AMERICAN MALE	22,432	22,432
DEVELOPMENTAL SERVICES CENTER	SHELTERED WORKSHOP CERTIFIED IN STATE USE PROGRAM	22,306	22,306
TERRA DEMOLITION	HISPANIC AMERICAN MALE	21,257	21,257
ENVIRONMENTAL DESIGN INTERNATIONAL INC.	AFRICAN-AMERICAN FEMALE	21,081	21,081
TAYLOR STUDIOS INC	FEMALE MAJORITY	20,800	20,800
UNIVERSAL INSULATION INC.	HISPANIC AMERICAN MALE	20,790	20,790
GO PROMOTIONS INC	FEMALE MAJORITY	19,529	19,529
ENCORE UNLIMITED LLC	FEMALE MAJORITY	19,445	19,445
CUSTOM UNDERGROUND INC	FEMALE MAJORITY	18,898	18,898
JOSAM ACQUISITIONS LLC	FEMALE MAJORITY	18,357	18,357
GLOBAL WATER TECHNOLOGY INC	HISPANIC AMERICAN FEMALE	17,965	17,965
ELECTRICAL CONTRACTORS INC	FEMALE MAJORITY	17,474	17,474
MILLENNIUM ENGINEERING & SALES, INC.	HISPANIC AMERICAN MALE	16,076	16,076
PRAIRIE RESTORATIONS, INC.	FEMALE MAJORITY	16,030	16,030
MID-WEST MOVING & STORAGE INC	HISPANIC AMERICAN MALE	15,596	15,596
E.E. BAILEY	AFRICAN-AMERICAN MALE	15,493	15,493
KBI CUSTOM CASE, INC.	FEMALE MAJORITY	13,888	13,888
TILTON, KELLY & BELL LLC	FEMALE MAJORITY	13,507	13,507
HELM ELCTRICAL SERVICES, INC.	FEMALE MAJORITY	13,500	13,500
ALL TECH ENERGY, INC.	FEMALE MAJORITY	13,460	13,460
ECOLOGICAL SPECIALISTS INC	FEMALE MAJORITY	13,406	13,406
TRACIE FOLTZ	FEMALE MAJORITY	12,825	12,825
INTER-CITY SUPPLY CO INC	AFRICAN-AMERICAN FEMALE	12,711	12,711
RESOURCE ONE OF ILLINOIS,	FEMALE MAJORITY	11,619	11,619
Q.C. ENTERPRISES, INC.	FEMALE MAJORITY	11,250	11,250
OCCUPATIONAL TRAINING & SUPPLY	FEMALE MAJORITY	10,863	10,863
NORTHPOINTE RESOURCES INC	SHELTERED WORKSHOP CERTIFIED IN STATE USE PROGRAM	10,738	10,738
CYLA DESIGN ASSOCIATES, INC.	FEMALE MAJORITY	10,337	10,337
WEBB ENGINEERING SERVICES, INC.	AFRICAN-AMERICAN MALE	10,099	10,099
SOURCE ONE OFFICE PRODUCTS INC	FEMALE MAJORITY	10,000	10,000
AUTUMN CONSTRUCTION SERVICES, INC.	FEMALE MAJORITY	9,944	9,944
ENBEE PAINTING & DECORATING INC	FEMALE MAJORITY	9,680	9,680
SALUS INC	HISPANIC AMERICAN MALE	9,500	9,500
PCS POWER & COMMUNICATIONS SOLUTIONS, INC	HISPANIC AMERICAN MALE	9,108	9,108
SENSORY TECHNOLOGIES, LLC	FEMALE MAJORITY	9,060	9,060
ILLINI SUPPLY INC	FEMALE MAJORITY	8,879	8,879
W R GENERAL CONTRACTORS INC	AFRICAN-AMERICAN MALE	8,050	8,050
THE ALARIS GROUP	FEMALE MAJORITY	7,916	7,916
PROGRESSIVE INDUSTRIES INC	FEMALE MAJORITY	7,866	7,866
MILLENNIA PROFESSIONAL SERVICES OF ILLINOIS, LTD.	ASIAN AMERICAN MALE	7,815	7,815
D.A.S. CONSULTING SERVICES, LLC	ASIAN AMERICAN FEMALE	7,438	7,438
PUGH, JONES & JOHNSON, P.C.	AFRICAN-AMERICAN MALE	7,436	7,436
DTI OF ILLINOIS, INC.	HISPANIC AMERICAN MALE	7,296	7,296
SUNRISE HITEK GROUP LLC	ASIAN AMERICAN MALE	7,290	7,290
AMAZING EDIBLES LTD	HISPANIC AMERICAN FEMALE	7,260	7,260
BAUER LATOZA STUDIO	HISPANIC AMERICAN MALE	6,892	6,892
BCE, INC.	ASIAN AMERICAN MALE	6,525	6,525
ANDERSON & SHAH ROOFING INC	ASIAN AMERICAN MALE	5,971	5,971
CHRISTY WEBBER AND COMPANY	FEMALE MAJORITY	5,933	5,933
THE ARCHITECTS ENTERPRISE LTD	AFRICAN-AMERICAN MALE	5,857	5,857
TERRA ENGINEERING LTD.	FEMALE MAJORITY	5,705	5,705
HJKESSLER ASSOCIATES, INC.	FEMALE MAJORITY	5,667	5,667
EXPRESS ELECTRIC SUPPLY	AFRICAN-AMERICAN MALE	5,646	5,646
MJB DECORATING INC	FEMALE MAJORITY	5,146	5,146
SILK SCREEN EXPRESS INC	FEMALE MAJORITY	4,946	4,946
CARNOW, CONIBEAR & ASSOC., LTD.	FEMALE MAJORITY	4,660	4,660
KOWALENKO CONSULTING GROUP INC	FEMALE MAJORITY	4,500	4,500
LEE-PERFECT TRANSCRIPTION CORP	FEMALE MAJORITY	4,263	4,263
RICHARDS GRAPHIC COMMUNICATION	FEMALE MAJORITY	4,182	4,182
ROY KEITH ELECTRIC COMPANY	FEMALE MAJORITY	4,173	4,173
SUPERIOR FLOOR COVERING INC	FEMALE MAJORITY	4,070	4,070
JEM DEVELOPMENT INC	FEMALE MAJORITY	3,950	3,950
HEALTH, EDUCATION + RESEARCH ASSOCIATES, INC.	FEMALE MAJORITY	3,754	3,754

FY15 MAFBE SPEND BY VENDOR
July 1, 2014 through September 30, 2014

CHICAGO COMMUNICATIONS LLC	FEMALE MAJORITY	3,668	3,668
ADAMS PAINTING COMPANY	AFRICAN-AMERICAN MALE	3,551	3,551
CAROL NAUGHTON & ASSOCIATES	FEMALE MAJORITY	3,490	3,490
QUIMEX INC	HISPANIC AMERICAN MALE	3,467	3,467
CODE ENGINEERING SERVICES	AFRICAN-AMERICAN MALE	3,200	3,200
PHD SERVICES, LLC	FEMALE MAJORITY	3,050	3,050
RELIABLE ENVIRONMENTAL SOLUTIONS, INC.	FEMALE MAJORITY	2,992	2,992
DIRECTIONS TRAINING CENTER	ASIAN AMERICAN FEMALE	2,875	2,875
RACE & ASSOCIATES LTD	FEMALE MAJORITY	2,750	2,750
MASSIE MASSIE & ASSOCIATES, INC.	FEMALE MAJORITY	2,626	2,626
BJB ENTERPRISES	AFRICAN-AMERICAN MALE	2,520	2,520
BOILER INSPECTION SERVICES CO	ASIAN AMERICAN MALE	2,500	2,500
EVERLIGHTS INC	FEMALE MAJORITY	2,326	2,326
MACON RESOURCES INC	SHELTERED WORKSHOP CERTIFIED IN STATE USE PROGRAM	2,300	2,300
VIXEN CONSTRUCTION INC	FEMALE MAJORITY	1,975	1,975
ACTIVE ELECTRICAL SUPPLY CO	FEMALE MAJORITY	1,942	1,942
LASER INNOVATIONS INC	DISABLED/SHELTERED/REHABILITATION	1,878	1,878
BPI TESTING, LLC	FEMALE MAJORITY	1,867	1,867
HIGH RISE SECURITY	HISPANIC AMERICAN MALE	1,800	1,800
MAESTROS VENTURES, LLC	HISPANIC AMERICAN MALE	1,800	1,800
R D MCMILLEN ENTERPRISES INC	DISABLED/SHELTERED/REHABILITATION	1,771	1,771
WEINSTEIN AUDREY	FEMALE MAJORITY	1,769	1,769
HYDE PARK ENVIRONMENTAL SERVICES	AFRICAN-AMERICAN MALE	1,724	1,724
SEICO INC	DISABLED/SHELTERED/REHABILITATION	1,630	1,630
DATA MEDIA PRODUCTS INC	FEMALE MAJORITY	1,595	1,595
LINCOLNLAND ARCHITECTURAL GRPH	FEMALE MAJORITY	1,416	1,416
M CANNON ROOFING CO	AFRICAN-AMERICAN MALE	1,356	1,356
SOLIS CONSTRUCTION INC	HISPANIC AMERICAN MALE	1,331	1,331
HUGH LIGHTING DESIGN, LLC	ASIAN AMERICAN MALE	1,320	1,320
PROBE CONSULTING SERVICES INC.	ASIAN AMERICAN MALE	1,225	1,225
WE'RE CLEANING INC	AFRICAN-AMERICAN FEMALE	1,200	1,200
BOZOIAN GROUP ARCHITECTS, LLC	FEMALE MAJORITY	1,197	1,197
ACCURATE BIOMETRICS INC	FEMALE MAJORITY	1,080	1,080
ARIES CHARTER TRANSPORTATION I	HISPANIC AMERICAN MALE	1,023	1,023
II IN ONE CONTRACTORS, INC.	AFRICAN-AMERICAN MALE	792	792
FORD HOTEL SUPPLY CO	FEMALE MAJORITY	770	770
PERFORMANCE PARTNERS INC	FEMALE MAJORITY	701	701
EVERY BLOOMIN INDUSTRIAL SUPPLY INC	FEMALE MAJORITY	650	650
SOUTHWEST SPRING INC	FEMALE MAJORITY	641	641
MBB ENTERPRISES OF CHICAGO INC	FEMALE MAJORITY	500	500
CTG INC OF ILLINOIS	ASIAN AMERICAN MALE	494	494
COOK FASSER ASSOC INC	FEMALE MAJORITY	419	419
BRIDGEFORTH WOLF & ASSOCIATES	AFRICAN-AMERICAN FEMALE	412	412
POINTE INDUSTRIES LLC	FEMALE MAJORITY	390	390
TETRA MEDICAL SUPPLY CORP	FEMALE MAJORITY	385	385
LAND OF LINCOLN GOODWILL	SHELTERED WORKSHOP CERTIFIED IN STATE USE PROGRAM	370	370
DOCU-SHRED INC	FEMALE MAJORITY	350	350
HANSON INFORMATION SYSTEMS	FEMALE MAJORITY	339	339
HI-TEK ENVIRONMENTAL INC	ASIAN AMERICAN MALE	319	319
YOUR PARTNER PROMOTIONS	FEMALE MAJORITY	281	281
SITE DESIGN GROUP, LTD.	ASIAN AMERICAN MALE	280	280
LOGAN MASON REHABILITATION CTR	SHELTERED WORKSHOP CERTIFIED IN STATE USE PROGRAM	270	270
EQUIPMENT INTERNATIONAL LTD	FEMALE MAJORITY	248	248
OLSON KRISTIN L	FEMALE MAJORITY	230	230
THE HOPE SCHOOL	SHELTERED WORKSHOP CERTIFIED IN STATE USE PROGRAM	200	200
BRAD'S TIRE INC	AFRICAN-AMERICAN MALE	114	114
	TOTAL	16,571,700	16,571,700