

Reported to the Board of Trustees  
November 14, 2013

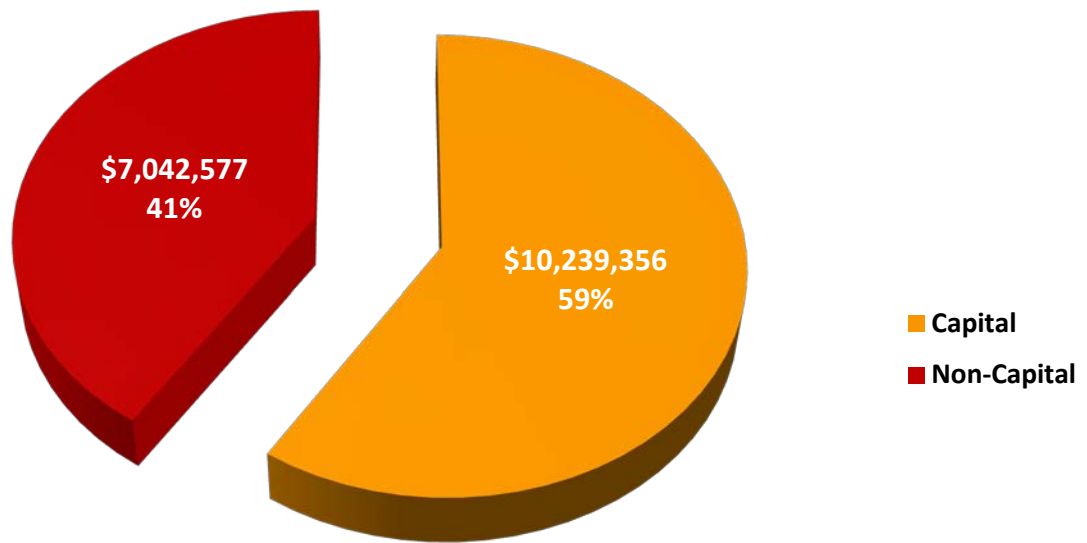
Board Meeting  
November 14, 2013

## **MAFBE Report to the Board of Trustees**

### **University of Illinois**

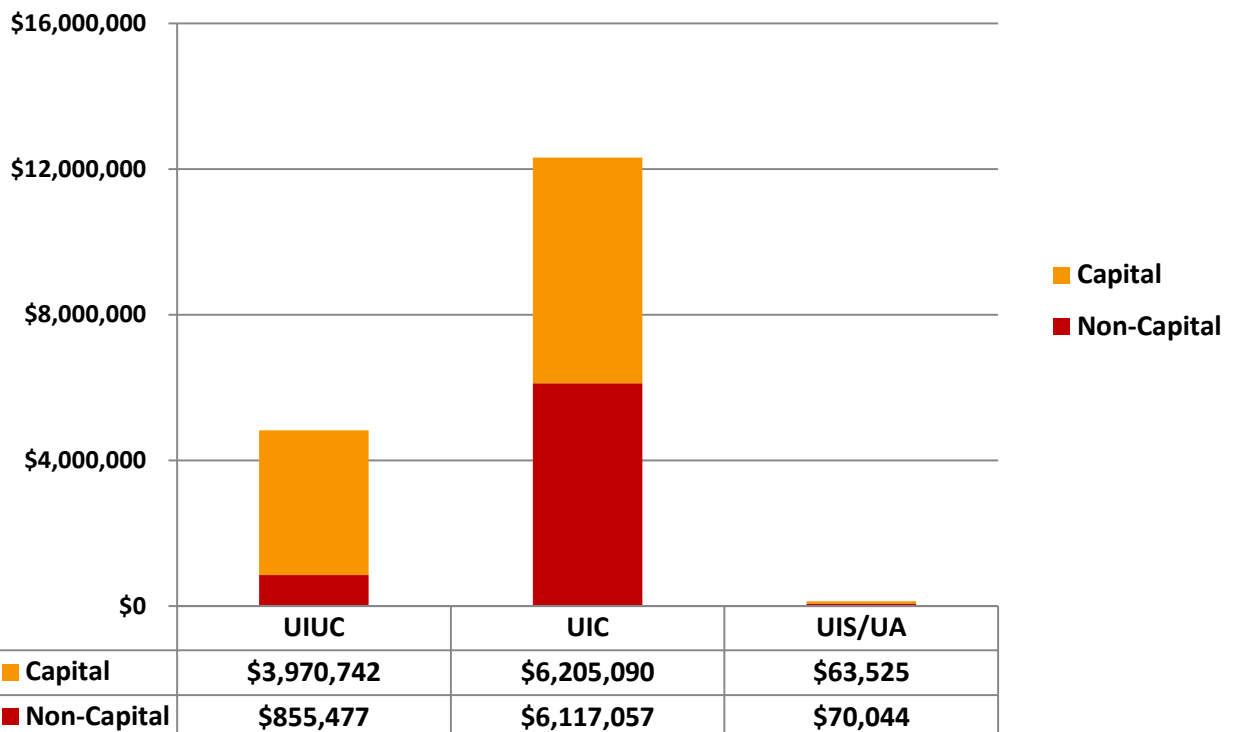
Attached is a report that responds to the Board of Trustees' request for periodic information on MAFBE expenditures. The report lists expenditures by MAFBE vendor for the period of July 1, 2013 through September 30, 2013. The data are summarized in the first chart for capital and non-capital MAFBE expenditures in total, by campus and by category. The second chart lists total expenditures for the reporting period by MAFBE vendor.

## FY14 Capital & Non-Capital MAFBE Expenditures (through 9/30/13)

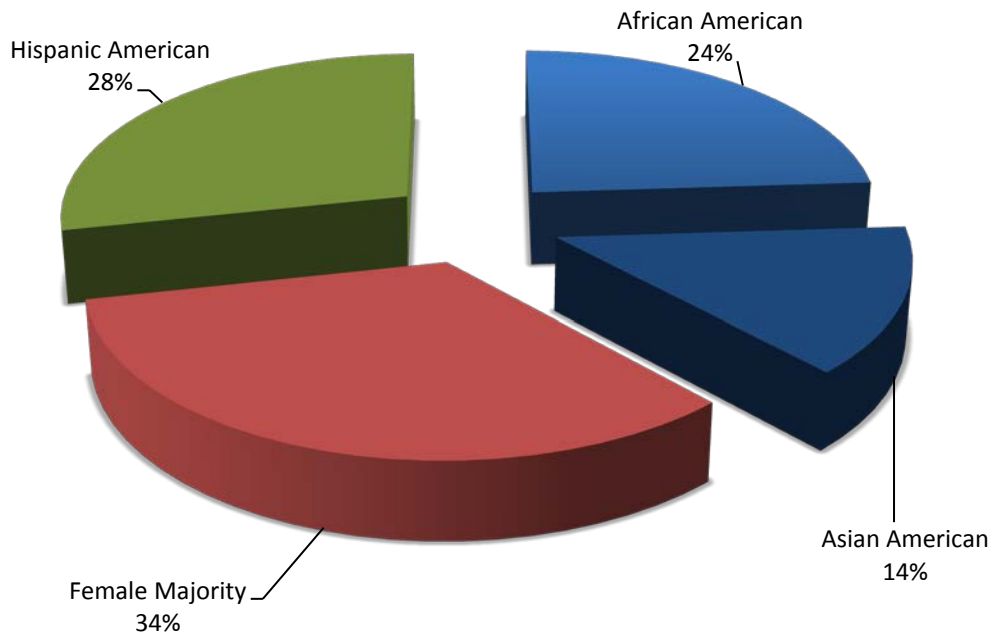


Grand Total = \$17,281,934

## FY14 Capital & Non-Capital MAFBE Expenditures by Campus (through 9/30/13)



### FY14 MAFBE Expenditures Category (through 9/30/2013)



FY13 MAFBE SPEND BY VENDOR  
July 1, 2013 through June 30, 2014

VENDOR NAME	Minority Category	FY14 Total through 9/30/13
LCM ARCHITECTS LLC	Disabled/Sheltered/Rehabilitation	1,213,054
REFLECTION WINDOW COMPANY LLC	Hispanic American Male	1,001,070
J-MAC ASSOCIATES LTD	Female Majority	838,312
MECCOR INDUSTRIES LTD	Asian American Male	824,865
OLD VETERAN CONSTRUCTION INC	Hispanic American Male	776,900
PRECISION BUILDERS & ASSOCIATE	Female Majority	738,875
J S R ENTERPRISES INC	African-American Female	643,982
UJAMAA CONSTRUCTION	African-American Male	531,178
DEKAYO CORPORATION	Hispanic American Male	527,040
OTIS CONSTRUCTION COMPANY	African-American Male	524,521
NATIONAL HVAC INC DBA	African-American Male	509,530
APEX HEALTHCARE INC	Asian American Male	509,438
SMART ELEVATORS CO	Female Majority	475,364
AMERICAN DEMOLITION CORP	Hispanic American Male	430,222
SACHI CONSTRUCTION INC	Asian American Male	402,272
MARKET CONTRACTING SERVICES IN	Hispanic American Male	355,650
ROBERT L MILLER & ASSOCIATES I	African-American Male	316,378
Q C ENTERPRISE INC	Female Majority	303,922
HUNTER DRYWALL & TAPING INC	Hispanic American Male	302,499
CENTRAL ILLINOIS HSS INC	Female Majority	270,758
AIR HANDLING PRODUCTS INC	Female Majority	263,180
AMERICAN SURVEYING & ENGINEERI	Hispanic American Male	253,461
EVERGREEN SUPPLY CO INC	Female Majority	248,936
MZI BUILDING & SVCS INC	Hispanic American Male	224,903
GORDON ELECTRIC SUPPLY INC	Female Majority	222,839
RAE PRODUCTS & CHEMICALS CORP	Female Majority	187,106
UNIVERSAL INSULATION INC	Hispanic American Male	142,890
PREMIER STAFFING SOURCE INC	African-American Female	140,328
MATRIX INTEGRATION LLC	Female Majority	139,472
TILTON,KELLY & BELL LLC	Female Majority	139,189
PRECISION FLOOR & TILE INC	Female Majority	130,977
CREA CONSTRUCTION INC	African-American Female	130,797
MOODY NOLAN LTD INC	African-American Male	121,043
MIDWAY CONTRACTING GROUP LLC	Hispanic American Male	118,295
HYDE PARK ENV SERVICE INC	African-American Male	117,597
JP EXCAVATING & TRUCKING INC	African-American Female	111,537
CENTRAL STATES MFG & SALES COR	Female Majority	107,664
MAYWOOD INDUSTRIES INC	Female Majority	89,850
ENVIRONMENTAL SYSTEMS DESIGN I	Asian American Male	88,751
PRO ELECTRONICS CMMCTNS INC	Female Majority	86,083
CONSTRUCTION CONTRACTING SERV.	African-American Male	85,414
EKLA CORPORATION	Asian American Female	85,329
NESTBUILDERS INC	Hispanic American Male	83,030
DAVID MASON & ASSOCIATES OF IL	African-American Male	81,960
PROGRESSIVE INDUSTRIES INC	Female Majority	79,426
MONTERREY SECURITY CONSULTANTS	Hispanic American Male	77,851
DUMEX CONSTRUCTION CO.	Hispanic American Male	75,116
SUPERIOR FLOOR COVERING INC	Female Majority	73,847
A VET COMMUNICATIONS INC	Hispanic American Male	73,060
THORNTON RAVE CONSTRUCTION LLC	African-American Male	71,205
CONSTRUCTION COST SYSTEMS INC	Asian American Male	68,143
BAILEY EDWARD DESIGN INC	Female Majority	67,359
COOK FASSER ASSOC INC	Female Majority	62,218

FY13 MAFBE SPEND BY VENDOR  
July 1, 2013 through June 30, 2014

VENDOR NAME	Minority Category	FY14 Total through 9/30/13
LOTHAN VAN HOOK DESTEFANO	Female Majority	58,865
TRI-STAR SUPPLY INC	African-American Male	55,197
TRC WORLDWIDE ENGINEERING INC	Asian American Male	49,743
RADA ARCHITECTS LTD	Female Majority	49,500
STR PARTNERS LLC	Asian American Male	48,542
ALTUSWORKS INC	Female Majority	46,315
GARRIGAN CONSTRUCTION INC	Female Majority	44,100
ANDERSON LOCK CO	Female Majority	43,577
AFFORDABLE COMFORT CONSTRUCTIO	African-American Male	42,755
DYNAMIX ENGINEERING LTD	African-American Male	42,525
TAC CONSTRUCTION CO	Female Majority	41,526
CYLA DESIGN ASSOCIATES INC	Female Majority	41,096
ELETE CONSTRUCTION AND ENVIRON	African-American Male	39,130
PEDIATRIC INTERACTIONS INC	Female Majority	38,114
BELLA BAGNO INC	Female Majority	35,772
AMAZING EDIBLES LTD	Hispanic American Female	34,048
MJB DEOCRATING INC	Female Majority	33,220
VIXEN CONSTRUCTION INC	Female Majority	32,048
DEVELOPMENTAL SERVICES CENTER	Disabled/Sheltered/Rehabilitation	31,524
PROFESSIONAL DYNAMIC NETWORK I	African-American Male	30,919
ADAMS LARRY	African-American Male	30,689
NOVAMED INC	Asian American Male	27,516
RJS CONSTRUCTORS INC	Female Majority	27,140
PUGH, JONES & JOHNSON, P.C.	African-American Male	26,434
BROOK ARCHITECTURE INC	African-American Female	26,033
THE ARCHITECTS ENTERPRISE LTD	African-American Male	24,375
SHEN MILSOM & WILKE LLC	Asian American Male	22,200
ANDERSON & SHAH ROOFING INC	Asian American Male	21,312
BCE, INC.	Asian American Male	21,285
OCCUPATIONAL TRAINING & SUPPLY	Female Majority	19,924
PRODUCTION DISTRIBUTION CO	African-American Male	19,357
HYGIENEERING INC	Female Majority	18,555
STUDIO BLUE INC	Female Majority	18,010
PROBE CONSULTING SERVICES INC	Asian American Male	17,790
LESTER AND ROSALIE ANIXTER CTR	Disabled/Sheltered/Rehabilitation	17,091
WATTS COPY SYSTEMS	Female Majority	17,002
RESOURCE ONE OF ILLINOIS,	Female Majority	15,622
JORDAN MEDICAL CONSULTANTS LLC	Female Majority	15,550
TERRA ENGINEERING LTD	Female Majority	14,634
PAGODA ELECTRIC	African-American Male	14,454
GLOBAL WATER TECHNOLOGY INC	Hispanic American Female	14,288
THINK & ASSOCIATES, INC	Female Majority	13,900
COURTESY FORD LINCOLN MERCURY	African-American Male	13,800
LIVEWIRE ELECTRICAL SYSTEMS IN	African-American Male	13,588
LIMERED STUDIO	Female Majority	13,565
DELTA ENGINEERING GROUP LLC	Asian American Male	13,200
PENN SERVICES LLC	African-American Male	12,992
BATES MANAGEMENT GROUP INC	African-American Female	12,686
TERRY GUEN DESIGN ASSOCIATES I	Asian American Male	12,572
ANAGNOS DOOR CO INC	Female Majority	12,087
GREENE AND LETTS	African-American Male	11,946
BAUER LATOZA STUDIO	Female Majority	11,943
PACE SYSTEMS INC	Asian American Male	11,925

FY13 MAFBE SPEND BY VENDOR  
July 1, 2013 through June 30, 2014

VENDOR NAME	Minority Category	FY14 Total through 9/30/13
M & G GRAPHICS INC	Female Majority	11,518
THE ALARIS GROUP	Female Majority	10,810
CATT LYON DESIGN INC	Female Majority	10,450
FICEK ELICTRIC & COMMUNICATION	Female Majority	10,246
CHRISTY WEBBER AND COMPANY	Female Majority	10,209
RESTORATION SUPPLY INC	Hispanic American Male	10,045
ROYAL CRANE SERVICE INC	Hispanic American Male	9,890
RHL INSULATION & FIRESTOPPING	Female Majority	9,486
TRI INDUSTRIES NFP	Disabled/Sheltered/Rehabilitation	9,460
HUGH LIGHTING DESIGN LLC	Asian American Male	9,401
CAROL NAUGHTON & ASSOCIATES	Female Majority	9,054
MCKISSACK & MCKISSACK MIDWEST	African-American Female	8,877
MCDONOUGH-WHITLOW P C	Female Majority	8,792
NOVAREST INC	Female Majority	8,734
ELECTRICAL CONTRACTORS INC	Female Majority	8,526
NORRIS MARSHA L	Female Majority	8,026
CHICAGO XTERIORS, INC.	Hispanic American Female	7,500
ENVIRONMENTAL DESIGN INTNL INC	African-American Female	7,155
GO PROMOTIONS INC	Female Majority	7,050
YAGLA ENGINEERING SERVICES INC	Female Majority	6,765
CARNOW CONIBEAR & ASSOCIATES	Female Majority	6,500
KOI COMPUTERS INC	Asian American Female	6,279
INTER-CITY SUPPLY CO INC	African-American Female	5,737
MILHOUSE ENGINEERING & CONSTRU	African-American Male	5,376
SILK SCREEN EXPRESS INC	Female Majority	4,925
EXTRA CLEAN INC	Hispanic American Female	4,860
DUSABLE INC	Asian American Male	4,600
MASSIE MASSIE & ASSOCIATES INC	Female Majority	4,000
POINTE INDUSTRIES LLC	Female Majority	3,978
GSG CONSULTANTS INC	Hispanic American Male	3,730
BJ'S TRANSPORTATION INC	African-American Female	3,690
RTM & ASSOCIATES INC	Asian American Male	3,600
BOZOIAN GROUP ARCHITECTS LLC	Female Majority	3,591
LOOP CAPITAL MARKETS LLC	African-American Male	3,539
DUCT-KLEEN INC	Hispanic American Male	3,420
RICHARDS GRAPHIC COMMUNICATION	Female Majority	3,368
RACE & ASSOCIATES LTD	Female Majority	3,350
ADVANTAGE MARKETING GROUP	Female Majority	3,282
COTTER CONSULTING INC	Female Majority	3,274
LEE-PERFECT TRANSCRIPTION CORP	Female Majority	2,967
FELLOWSHIP FLEET LLC	African-American Male	2,886
PHD SERVICES, LLC	Female Majority	2,820
TERRA DEMOLITION	Hispanic American Male	2,700
DATA MEDIA PRODUCTS INC	Female Majority	2,556
DURANGO PAINTING INC	Hispanic American Male	2,510
YOUR PARTNER PROMOTIONS	Female Majority	2,242
R D MCMILLEN ENTERPRISES INC	Disabled/Sheltered/Rehabilitation	2,067
JRH ENTERPRISES INC	Female Majority	2,048
MACON RESOURCES INC	Disabled/Sheltered/Rehabilitation	2,000
DAS CONSULTING SERVICES LLC	Asian American Female	1,942
HIGH RISE SECURITY SYSTEMS LLC	Hispanic American Male	1,934
PRAIRIE ANALYTICAL SYSTEMS INC	Female Majority	1,666
ACCURATE BIOMETRICS INC	Female Majority	1,612

FY13 MAFBE SPEND BY VENDOR  
July 1, 2013 through June 30, 2014

VENDOR NAME	Minority Category	FY14 Total through 9/30/13
LASER INNOVATIONS INC	Disabled/Sheltered/Rehabilitation	1,564
HI-TEK ENVIRONMENTAL INC	Asian American Male	1,459
HJKESSLER ASSOCIATES INC	Female Majority	1,422
RELIABLE ENVIRONMENTAL SOLUTIO	Female Majority	1,180
DIRECTIONS UNLIMITED INC	Female Majority	1,158
NORTHPONITE RESOURCES INC	Disabled/Sheltered/Rehabilitation	1,140
SOUTHWEST SPRING INC	Female Majority	1,087
HELM ELECTRICAL SERVICES INC	Female Majority	911
CULTURE MEDIA & SUPPLIES INC	Female Majority	905
SEVILLE STAFFING LLC	Female Majority	896
OLSON KRISTIN L	Female Majority	880
SUNRISE TECHNOLOGY INC	Hispanic American Male	864
MBB ENTERPRISES OF CHICAGO INC	Female Majority	855
COOMBE BLOXDORF P C	Female Majority	761
ILLINI SUPPLY INC	Female Majority	753
B & A ENGINEERS LTD	Asian American Male	600
TETRA MEDICAL SUPPLY CORP	Female Majority	530
ALTIMA TECHNOLOGIES INC	Asian American Female	480
EQUIPMENT INTERNATIONAL LTD	Female Majority	462
HEALTHCARE CONSORTIUM OF ILLIN	Disabled/Sheltered/Rehabilitation	390
C J DISTRIBUTION INC	Female Majority	350
SUNRISE HITEK GROUP LLC	Asian American Male	346
LILS LOW CARB INC	Female Majority	330
MULTILINGUAL CONNECTIONS LLC	Female Majority	286
AMERICAN PRGTG. HS FOR BLIND	Disabled/Sheltered/Rehabilitation	205
HANSON INFORMATION SYSTEMS	Female Majority	180
RAJCAN CATHERINE A	Female Majority	160
DOCU-SHRED INC	Female Majority	75
		<b>17,281,934</b>