



University of Illinois at Springfield

LEADERSHIP **lived**

The College of Public Affairs & Administration
(CPA&A)



Excellence in Public Affairs

- Interdisciplinary
- Teaching-focused
- Supportive community
- Serving communities





Leadership Learned

- Curricular, co-curricular & extra-curricular
- Civic engagement
- Social responsibility
- Democratic values



Mark Cheviron
ADM Vice President



Dana Perino
*White House Press
Secretary*



Gordon Heddell
*DOD Inspector
General*



Robert Moore
US Marshal



Tom Livingston
Reg. VP, CSX



Departments & Programs

- Academic departments & programs:
 - Criminal Justice (BA, minor)
 - Environmental Studies (minor, BA, MA, MS, Certificates)
 - Global Studies (minor, BA)
 - Legal Studies (BA, MA)
 - Political Science (minor, BA, MA, Certificate)
 - Public Administration (MPA, DPA, Certificates)
 - Public Affairs Reporting (MA)
 - Public Health (minor, MPH, MPH-EH, Certificates)



Kathleen **Best**
Pulitzer Prize
Seattle Times



Wenguang **Huang**
Author



Leadership Lives On – Current CPA&A Students



Joe McNamara
Environmental Studies




Bamba Njie
Public Health



Rebecca Luke
Legal Studies



Grace Hou
Public Administration



John Tienken
Political Science



Section One: CPA&A Majors



Kimberly Lightford
IL Senate



Mike Jacobs
IL Senate



Ann Schneider
Secretary, IDOT



Marc Miller
Director, IDNR



Karen Hasara
Trustee

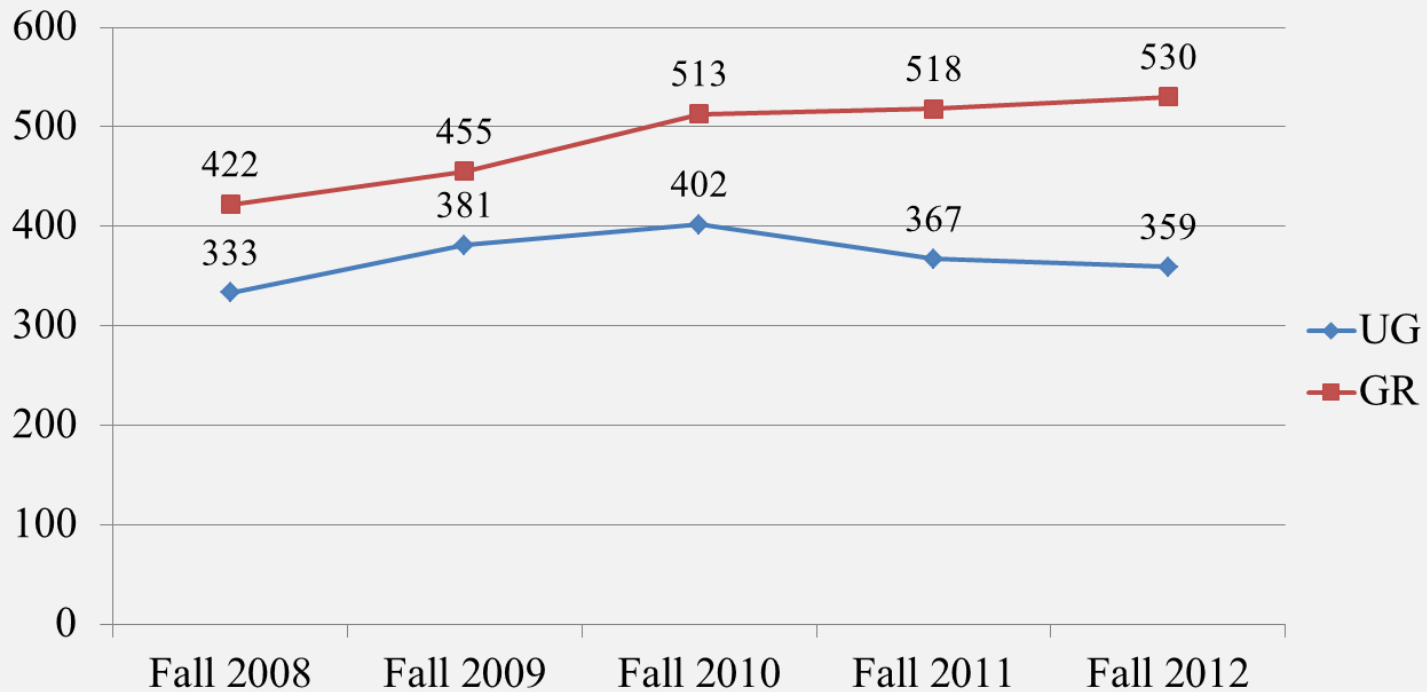


Total Student Headcount Fall 2012

	<u>Head Count</u>	<u>Percent of Total Campus</u>
All Majors	889	17.6%
CPA&A Undergraduate Majors	359	11.8%
CPA&A Graduate Majors	530	26.6%



Total CPA&A Student Headcount Fall 2008 – Fall 2012





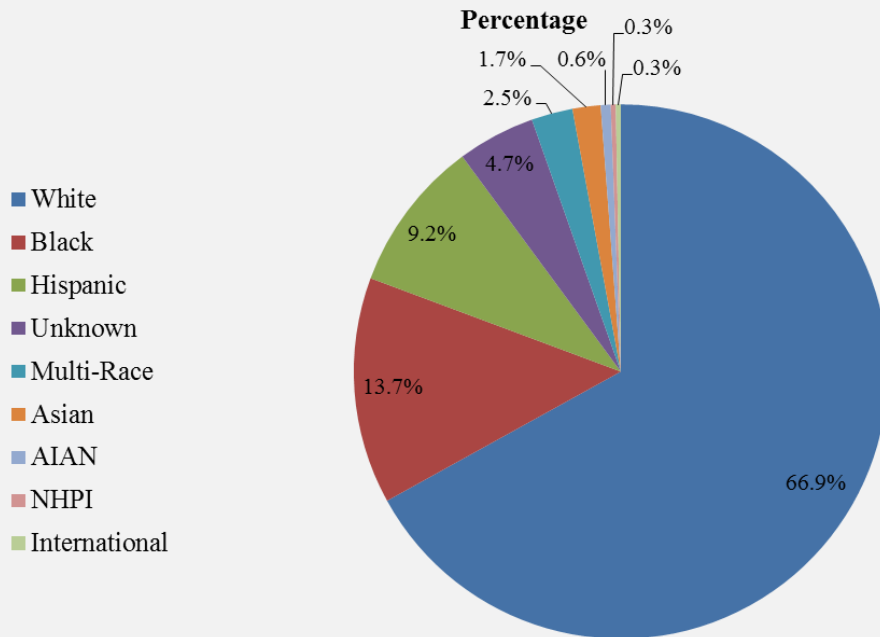
Median Age & Gender Fall 2012

	<u>CPA&A Median Age</u>	<u>Campus Median Age</u>
All Majors	27	27
CPA&A Undergraduate Majors	22	24
CPA&A Graduate Majors	31	31

	<u>Male</u>	<u>Female</u>
All Majors	445 (50%)	444 (50%)
CPA&A Undergraduate Majors	197 (55%)	162 (45%)
CPA&A Graduate Majors	248 (47%)	282 (53%)



Race/Ethnicity of Undergraduates Fall 2012

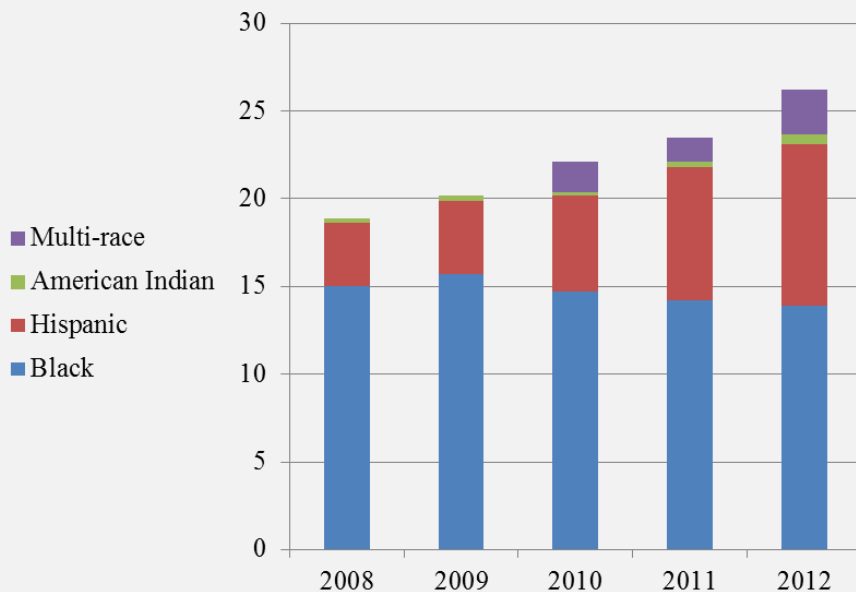


- Compared to the campus as a whole, the college's undergraduate majors are more diverse.
- The college reports fewer international students than the campus.



Percent of Undergraduate Majors from Underrepresented Groups

Fall 2008 – Fall 2012



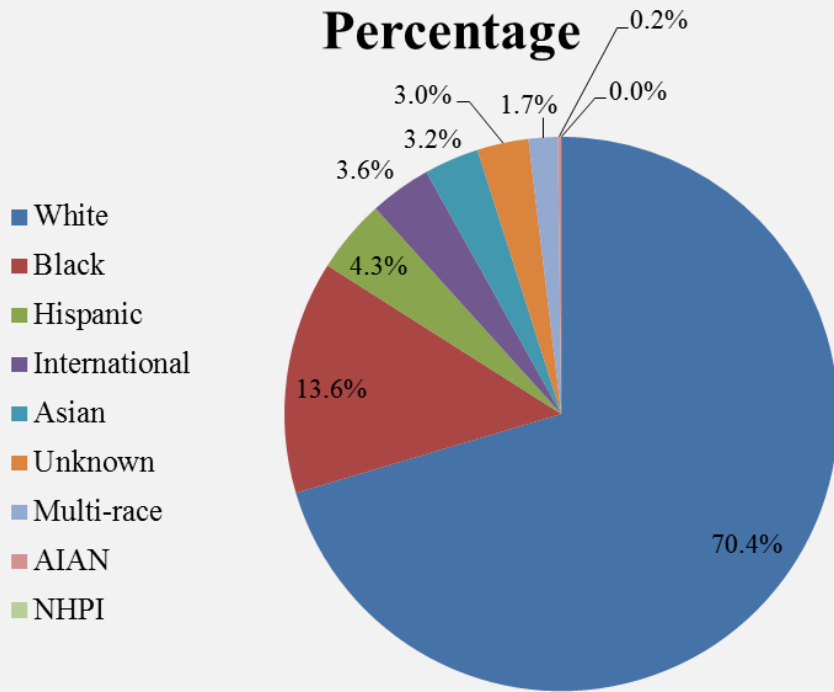
- More than 25% of the current college undergraduate majors are from an underrepresented* group.
- The percentage steadily increased from the fall 2008 to the fall of 2012.

** Includes Black, American-Indian/Alaskan Native, Hispanic, and Multi-race students.*

Note: The categories of Native Hawaiian and Multi-race were new in fall 2010.



Race Ethnicity of Graduate Students Fall 2012

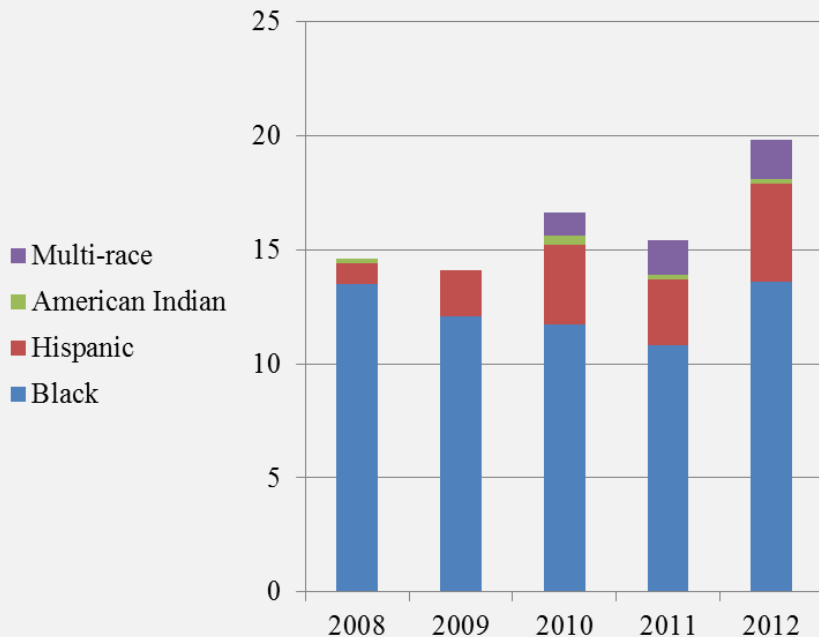


- Compared to the campus as a whole, the college's graduate majors are more diverse.

The college reports fewer international students the campus.



Percent of Graduate Majors from Underrepresented Groups Fall 2008 – Fall 2012



- The percentage of college graduate students from underrepresented groups* grew from fall, 2008 to fall, 2012.
- Campus percentages increased but remained below CPA&A.

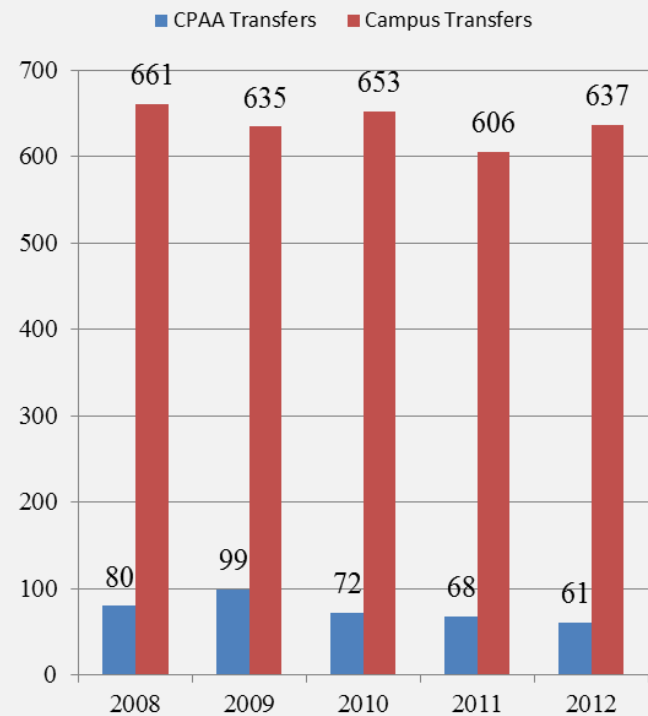
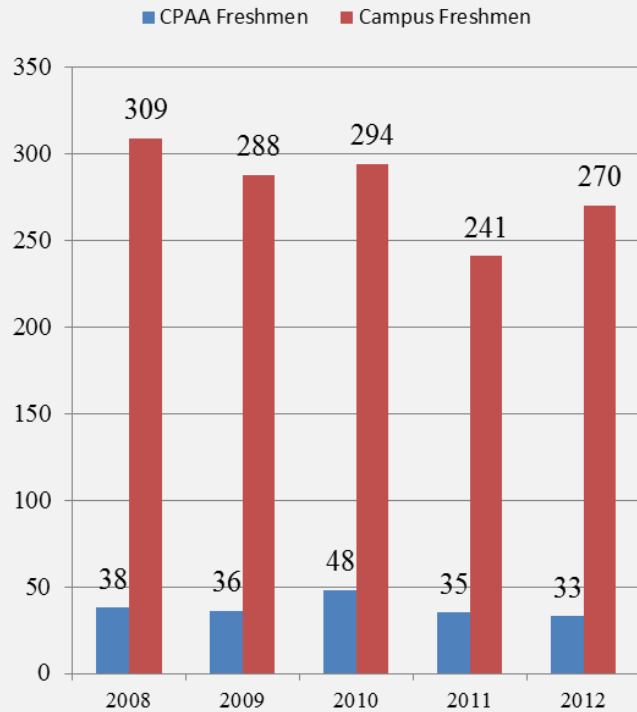
** Includes Black, American-Indian/Alaskan Native, Hispanic, and Multi-race students.*

Note: The categories of Native Hawaiian and Multi-race were new in fall 2010.



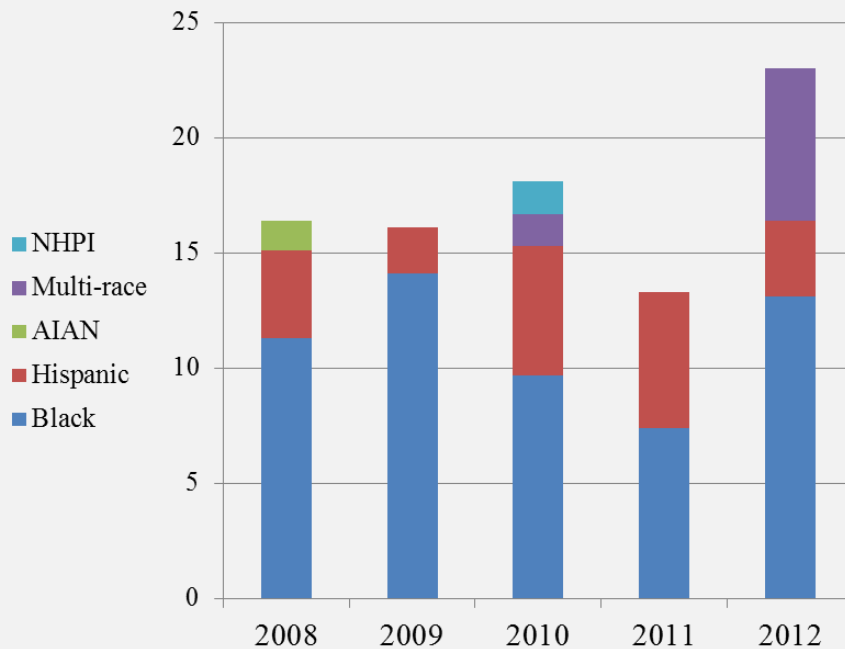
Number of New Freshmen & First-time Transfers

Fall 2008 – Fall 2012





Percent of 1st Time Transfers from Underrepresented Groups Fall 2008 – Fall 2012



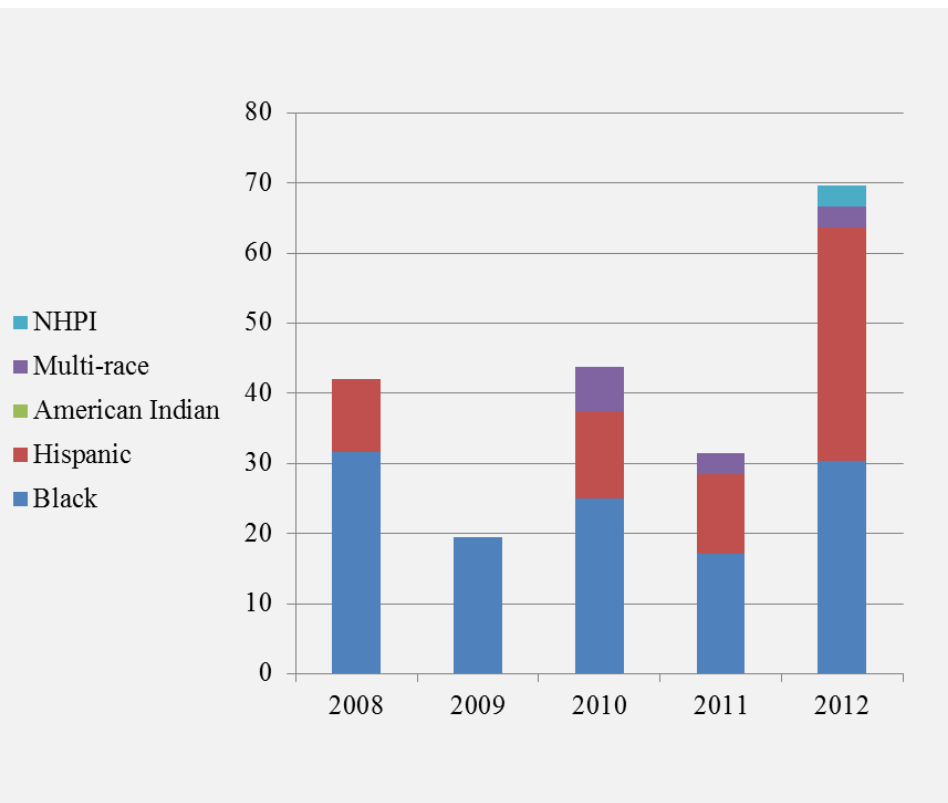
- More than 20% of the 1st time transfers in CPA&A are from under-represented groups*.
- Across the campus, 17.6% of the new 1st time transfers are from underrepresented groups.

** Includes Black, American-Indian/Alaskan Native, Hispanic, and Multi-race students.*

Note: The categories of Native Hawaiian and Multi-race were new in fall 2010.



Percent of 1st Time Freshmen from Underrepresented Groups Fall 2008 – Fall 2012



- In fall 2012, almost 70% of new first-time freshmen in CPA&A were from underrepresented* groups (compared to a campus average of 44%).

** Includes Black, American-Indian/Alaskan Native, Hispanic, and Multi-race students.*

Note: The categories of Native Hawaiian and Multi-race were new in fall 2010.



Undergraduate Students Receiving Financial Aid

- Approximately 68% of CPA&A undergraduates received financial aid in FY12.

- Presidential Award Program Scholarship Recipients
 - 10 CPA&A students received the PAP between the 2003/2004 and 2011/2012 academic years.
 - In 2012/2013, 3 CPA&A students received the PAP.



Section Two: College Full-Time Faculty



Dr. Gwen **Jordan**
Legal Studies



Dr. Dorine **Brand**
Public Health



Dr. Tosha **Cantrell-Bruce**
Public Administration



Dr. Dennis **Ruez**
Environmental Studies

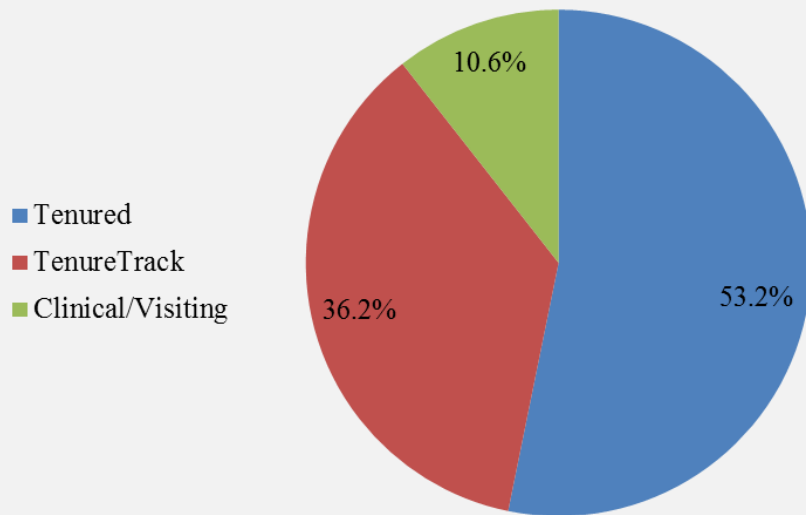


Dr. Beverly **Rivera**
Criminal Justice



Tenure Status of Full-time Faculty Fall 2012

Tenure Stream (HC: 47)



- Of the 47 CPA&A full-time faculty, 42 (89.4%) are tenure stream.
- 40.5% of those faculty members are not yet tenured.



Doctorate of Public Administration



Jackie Newman
Exec. Dir., SHA



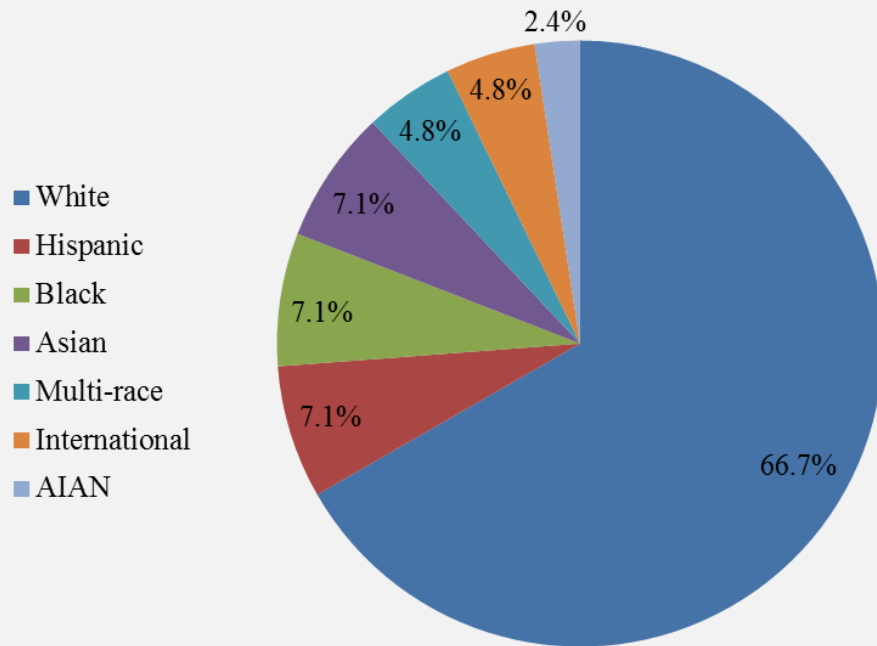
Scott Swinford
Lt. Col., ILNG



Sarah Mackey
Exec. Dir., SCHH



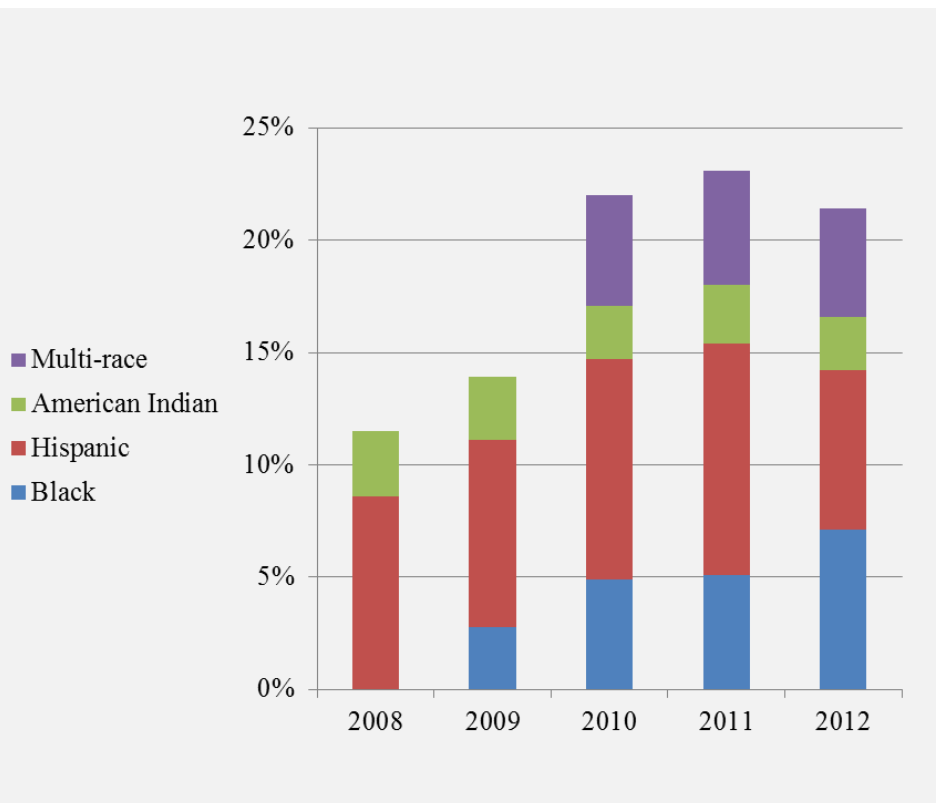
Race-Ethnicity of Tenure Stream Faculty Fall 2012



- Over 20% of the 42 CPA&A tenure stream faculty, are from under-represented groups.



Percent of Tenure Stream Faculty from Underrepresented Groups Fall 2008 – Fall 2012



- Since fall 2008, the percentage of tenure stream faculty from underrepresented groups* has increased.

* Includes Black, American-Indian/Alaskan Native, Hispanic, and Multi-race students.
Note: The categories of Native Hawaiian and Multi-race were new in fall 2010.



Median Age of Full-Time Faculty Members Fall 2012

All Faculty	44 Years old
- Tenured:	52 years old
- Tenure-track:	41 years old
- Clinical/Visiting	56 years old



Charles **Wheeler**
Professor



Dr. Sharron **LaFollette**
Assoc. Professor



Dr. Michael **Miller**
Asst. Professor



Teacher/Scholars as Active Scholars

- Deborah Anthony (Legal Studies), “Tradition, Conflict and Progress: A Closer Look at Childbirth & Parental Leave Policy on University Campuses.” *Georgetown Journal of Gender & the Law*
- Leanne Brecklin (Criminal Justice), “The Benefits of Self-Defense Training for Sexual Assault Survivors.” In *Surviving Sexual Violence*
- Beverly Bunch (Public Administration), et al, Debt & Deception: How States Avoid Making Hard Fiscal Decisions.” *Public Administration Review*
- Kathy DeBarr (Public Health) with M. Pettit, “Perceived Stress, Energy Drink Consumption and Academic Performance among College Students.” *The Journal of American College Health*
- Richard Gilman-Opalsky (Political Science) book *Spectacular Capitalism* honored by Marcuse Society
- Andrew Predmore (Environmental Studies), et al, “Perceptions of Legally Mandated Public Involvement Processes in the US Forest Service.” *Society & Natural Resources*



University Scholar Awards & Distinguished Professorships

- Of the 19 UIS University Scholars, three are from CPA&A.
- The college has two endowed professorships.



Dr. Christopher **Mooney**
Distinguished Prof.



Dr. Matthew **Holden, Jr.**
Distinguished Prof.



Dr. Doh **Shinn**
Former Professor



Dr. Barbara **Hayler**
Professor Emerita



In Summary

- CPA&A track record of producing leaders for Illinois, the region, and beyond
- Increasing diversity among students & faculty
- Faculty with distinguished practitioner & academic careers
- Faculty are teacher/scholars with strong record of public service & scholarship
- Strong growth in graduate programs



Our Future

- Increase enrollments through the addition of high demand undergraduate majors that build on our successes in our graduate programs
- Continue to diversify our student and faculty
- Continue our efforts to internationalize the college curriculum including increasing the number of our students who study abroad
- Increase support for student/faculty research collaboration



Thank You

