

Reported to the Board of Trustees
September 10, 2015

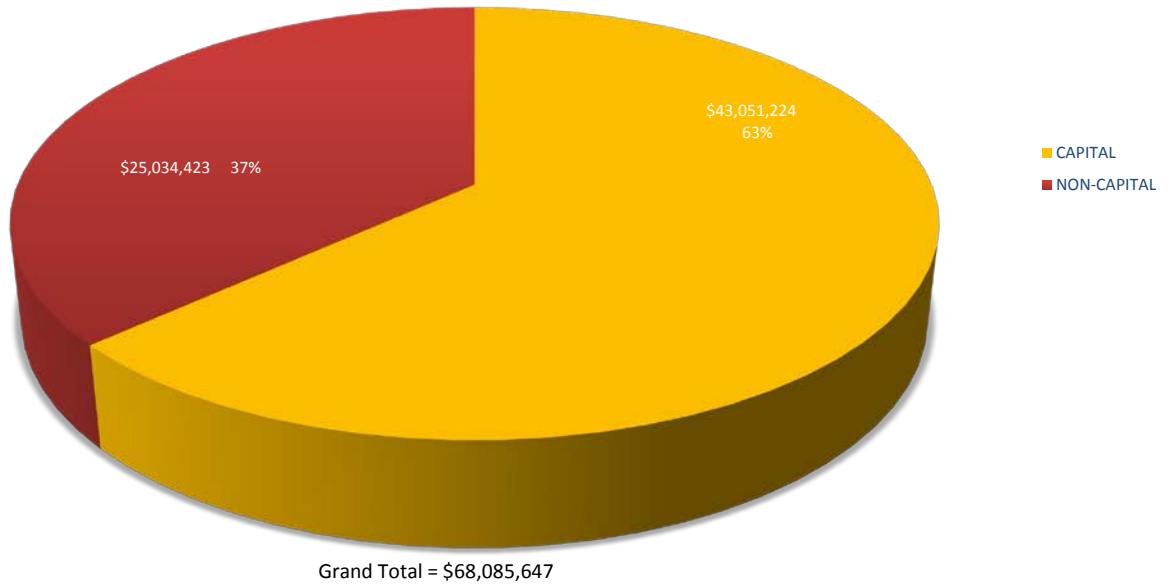
Board Meeting
September 10, 2015

MAFBE Report to the Board of Trustees

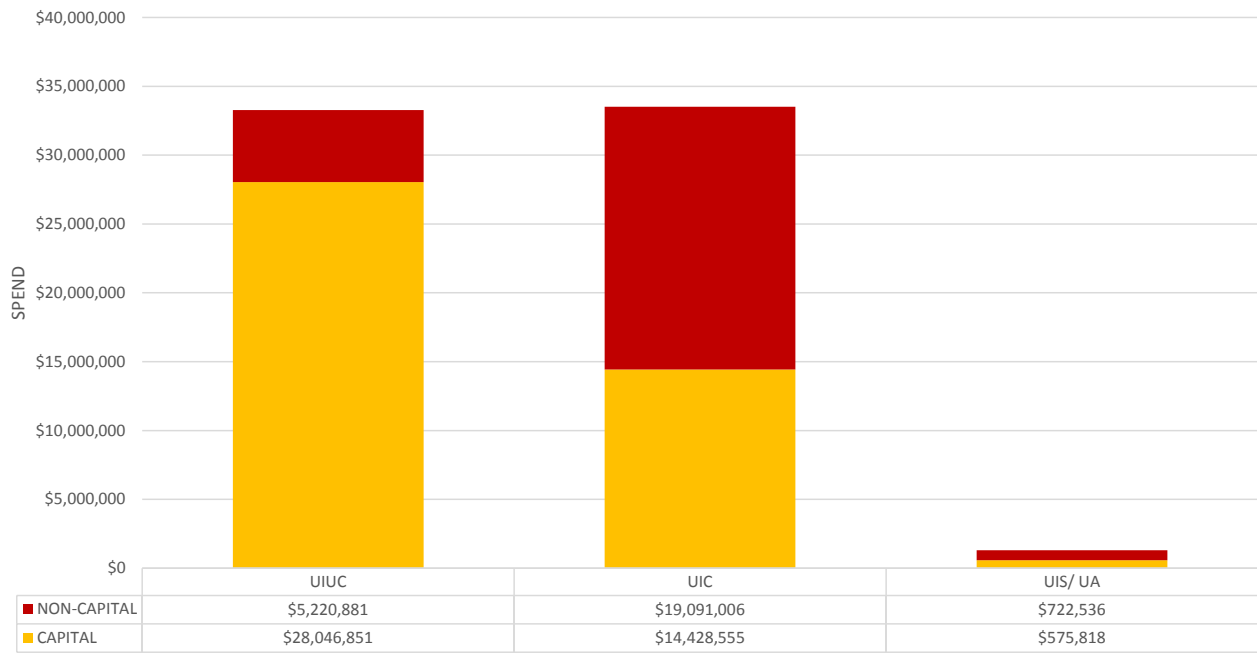
University of Illinois

Attached is a report that responds to the Board of Trustees' request for periodic information on MAFBE expenditures. The report lists expenditures by MAFBE vendor for the period of July 1, 2014 through June 30, 2015. The data are summarized in the first chart for capital and non-capital MAFBE expenditures in total, by campus and by category. The second chart lists total expenditures for the reporting period by MAFBE vendor.

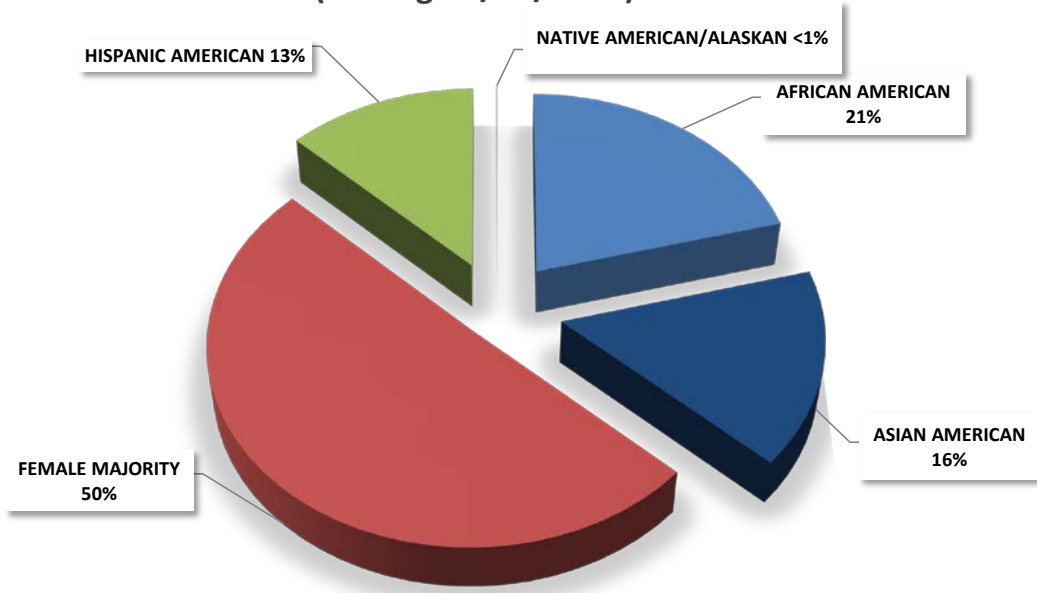
FY15 Capital & Non-Capital MAFBE Expenditures (Through 6/30/2015)



FY15Q4 Capital & Non-Capital MAFBE Expenditures by Campus (Through 6/30/2015)



FY15Q4 MAFBE Expenditures Category (Through 6/30/2015)



FY15 MAFBE SPEND BY VENDOR
July 1, 2014 through June 30, 2015

VENDOR NAME	Minority-Category	FY15 Q1 (Through 9/30/2014)	FY15 Q2 (Through 12/31/2014)	FY15 Q13 (Through 3/31/2015)	FY15 Q4 (Through 6/30/2015)	FY15 (Through 6/30/2015)
APEX HEALTHCARE INC	ASIAN AMERICAN MALE	918,112	956,225	870,470	1,392,961	4,137,767
MATRIX INTEGRATION LLC	FEMALE MAJORITY	466,165	230,655	387,645	2,707,270	3,791,736
J-MAC ASSOCIATES LTD	FEMALE MAJORITY	1,643,619	385,673	324,407	1,159,164	3,512,863
PRECISION BUILDERS & ASSOCIATES INC.	FEMALE MAJORITY	823,073	725,851	342,184	1,087,969	2,979,077
MLN ENTERPRISE	FEMALE MAJORITY	581,084	62,157	1,600,546	337,724	2,581,511
ROBERT L. MILLER & ASSOCIATES INC.	AFRICAN-AMERICAN MALE	737,222	1,342,230	318,451	161,103	2,559,006
JP EXCAVATING AND TRUCKING	AFRICAN-AMERICAN FEMALE	655,792	650,985	434,932	550,470	2,292,178
VALOR TECHNOLOGIES, INCORPORATED	HISPANIC AMERICAN MALE		1,075,510	337,312	683,211	2,096,033
GORDON ELECTRIC SUPPLY	FEMALE MAJORITY	145,690	955,910	446,147	262,808	1,810,555
FICEK ELECTRIC & COMMUNICATION SYSTEMS, INC	FEMALE MAJORITY	583,968	272,382	303,236	477,923	1,637,509
MECCOR INDUSTRIES LTD	ASIAN AMERICAN MALE	189,678	374,145	108,071	743,928	1,415,822
SMART ELEVATORS CO	FEMALE MAJORITY	414,298	135,198	396,592	338,313	1,284,400
THE CHICAGO LIGHTHOUSE	DISABLED/SHELTERED/REHABILITATION		276,845	206,882	765,857	1,249,584
LCM ARCHITECTS LLC	DISABLED/SHELTERED/REHABILITATION	536,072	339,023		323,481	1,198,577
AMERICAN SURVEYING & ENGINEERI	HISPANIC AMERICAN MALE	171,636		787,992	201,870	1,161,498
M.B.B. ENTERPRISES OF CHICAGO, INC.	FEMALE MAJORITY	558,052	444,826	9,645	60,553	1,073,076
ON THE JOB CONSULTING INC	FEMALE MAJORITY	259,300	279,471	195,095	249,452	983,318
MIDWAY CONTRACTING GROUP, LLC	HISPANIC AMERICAN MALE	556,097	69,579	293,671	44,640	963,987
JRH ENTERPRISES INC.	FEMALE MAJORITY	66,514	269,994	264,455	347,662	948,625
STUDIO V DESIGN	ASIAN AMERICAN FEMALE	179,340	132,850	205,951	401,101	919,242
INTEGRATING GREEN TECHNOLOGIES, INC	AFRICAN-AMERICAN MALE		677,803	63,423	70,888	812,115
CENTRAL ILLINOIS HSS.INC.	FEMALE MAJORITY	296,355	349,775	83,465	33,165	762,760
UJAMAA CONSTRUCTION INC	AFRICAN-AMERICAN MALE	63,171	299,446		370,671	733,288
Q.C. ENTERPRISES, INC.	FEMALE MAJORITY	346,282	101,099	148,400	116,397	712,177
PREMIER STAFFING SOURCE INC	AFRICAN-AMERICAN FEMALE	198,981	184,178	136,177	183,441	702,777
SUPPLIED INDUSTRIAL SOLUTIONS, INC.	AFRICAN-AMERICAN MALE		298,747	298,747	369,005	667,751
ARDMORE ASSOCIATES, LLC	AFRICAN-AMERICAN FEMALE	217,907	191,952	79,418	112,311	601,588
MILLENNIA PROFESSIONAL SERVICES OF ILLINOIS, LTD.	ASIAN AMERICAN MALE	7,815	3,357	342,139	212,121	565,432
TRC WORLDWIDE ENGINEERING, INC.	ASIAN AMERICAN MALE	204,481	287,771	24,893	26,865	544,010
SPEEDY GONZALEZ LANDSCAPING INC	HISPANIC AMERICAN MALE	90,340	271,530	144,612		506,482
BAILEY EDWARD DESIGN INC	FEMALE MAJORITY	30,157	178,365	157,795	135,071	501,388
PRECISION FLOOR AND TILE, INC.	FEMALE MAJORITY	68,779	144,251	59,662	207,712	480,404
SHAWN BROWN ENTERPRISES, INC.	AFRICAN-AMERICAN MALE	279,334			152,950	432,284
OLD VETERAN CONSTRUCTION INC	HISPANIC AMERICAN MALE	68,751	112,629	240,082	10,374	431,836
B.E.T.O.N. CONSTRUCTION CO	FEMALE MAJORITY	147,600	159,750	95,900		403,250
DESIGN AIR, INC.	AFRICAN-AMERICAN MALE			13,973	372,708	386,681
ANDERSON LOCK CO	FEMALE MAJORITY	71,497	72,719	131,401	80,503	356,120
REAL DESIGNS INC.	FEMALE MAJORITY	89,034	21,493	237,184		347,711
JSR ENTERPRISES INC	AFRICAN-AMERICAN FEMALE	74,220	102,494	58,271	110,276	345,261
F J ROBINSON'S CONTRACTING	AFRICAN-AMERICAN MALE	30,830	273,113	32,647		336,590
RAY O'HERRON COMPANY INC	FEMALE MAJORITY	139,627	132,385	25,211	35,914	333,137
ANDERSON & SHAH ROOFING INC	ASIAN AMERICAN MALE	5,971	157,750	53,393	105,583	322,697
NEW BEGINNINGS CONTRACTORS, INC.	AFRICAN-AMERICAN MALE	37,822	57,334	134,946	88,440	318,542
KATCO DEVELOPMENT, INC.	FEMALE MAJORITY		34,271	284,045		318,316
THORNTON RAVE CONSTRUCTION, LLC	AFRICAN-AMERICAN MALE	275,372	31,500			306,872
COTTER CONSULTING, INC.	FEMALE MAJORITY	134,304	130,890	19,495	16,396	301,085
NATIONAL HVAC, DBA, NATIONAL INSULATION, INC.	AFRICAN-AMERICAN MALE	233,100	30,139	25,970	5,464	294,673
CCS INTERNATIONAL, INC.	ASIAN AMERICAN MALE	136,432	93,868	50,460	7,966	288,726
ELETE CONSTRUCTION AND ENVIRONMENT	AFRICAN-AMERICAN MALE	22,432	46,666	156,773	44,998	270,869
CT MECHANICAL, LLC	FEMALE MAJORITY		208,329	58,972		267,301
COOK FASSER ASSOC INC	FEMALE MAJORITY	419	1,252	2,331	253,201	257,204
QUANTUM CROSSINGS, LLC	HISPANIC AMERICAN MALE	225,880			27,486	253,366
CAD CONSTRUCTION INC	FEMALE MAJORITY			22,996	229,533	252,529
NESTBUILDERS INC. DBA: DBHMS	HISPANIC AMERICAN MALE	127,612	44,096	13,512	65,359	250,580
TAC CONSTRUCTION COMPANY	FEMALE MAJORITY		53,450	195,900		249,350
DEN CONSTRUCTION MANAGEMENT, LLC DBA DENCO	HISPANIC AMERICAN MALE	152,144	53,132	19,288	20,502	245,066
MONDO TERRAZZO, INC.	FEMALE MAJORITY		218,917	16,478		235,395
AUTUMN CONSTRUCTION SERVICES, INC.	FEMALE MAJORITY	9,944			220,436	230,380
CONSTRUCTION SPECIALTIES & SERVICES (CSSCO)	ASIAN AMERICAN MALE			39,261	188,631	227,891
VEYA INC.	AFRICAN-AMERICAN MALE	92,117		31,860	102,521	226,498
KRUTS ELECTRIC INC	FEMALE MAJORITY				223,903	223,903
PCS POWER & COMMUNICATIONS SOLUTIONS, INC	HISPANIC AMERICAN MALE	9,108		211,418		220,526
PEDIATRIC INTERACTIONS INC	FEMALE MAJORITY		103,533	47,014	69,452	220,000
THE THRESHOLDS	DISABLED/SHELTERED/REHABILITATION	39,258	61,162	55,544	62,891	218,856
MARKET CONTRACTING SERVICES INC	HISPANIC AMERICAN MALE	110,301	50,069	49,865	1,818	212,053
RADA ARCHITECTS LTD	FEMALE MAJORITY	63,081	43,967	24,005	76,244	207,297
ENVIRONMENTAL DESIGN INTERNATIONAL INC.	AFRICAN-AMERICAN FEMALE	21,081	9,093	113,728	59,644	203,545
FIELDSTONE BUILDING SERVICES, INC.	ASIAN AMERICAN FEMALE	77,346	102,056		16,470	195,872
ROSS BARNEY ARCHITECTS INC	FEMALE MAJORITY			24,500	165,148	189,648
RUBINOS & MESIA ENGINEERS, INC	ASIAN AMERICAN MALE	52,550	23,295	85,316	27,274	188,435
W JAMES TAYLOR INC	FEMALE MAJORITY	170,392	1,195	13,239		184,826
GREAT LAKES METALS CORP.	FEMALE MAJORITY			173,790	9,381	183,171

FY15 MAFBE SPEND BY VENDOR
July 1, 2014 through June 30, 2015

VENDOR NAME	Minority-Category	FY15 Q1 (Through 9/30/2014)	FY15 Q2 (Through 12/31/2014)	FY15 Q13 (Through 3/31/2015)	FY15 Q4 (Through 6/30/2015)	FY15 (Through 6/30/2015)
PACE SYSTEMS INC	ASIAN AMERICAN MALE		38,391	30,704	103,565	172,660
A-PRO EXECS, LLC	AFRICAN-AMERICAN FEMALE	26,132	37,358	60,398	44,766	168,653
PROGRESSIVE INDUSTRIES INC	FEMALE MAJORITY	7,866	15,864	20,123	111,911	155,764
PUGH, JONES & JOHNSON, P.C.	AFRICAN-AMERICAN MALE	7,436	1,118	78,379	66,622	153,555
JOSAM ACQUISITIONS LLC	FEMALE MAJORITY	18,357	57,923	31,375	43,678	151,333
RTM DESIGN, INC	ASIAN AMERICAN MALE	66,646	73,630	1,166	8,430	149,872
EKLA CORPORATION	ASIAN AMERICAN FEMALE	30,516	46,282	33,725	37,820	148,343
DEVELOPMENTAL SERVICES CENTER	DISABLED/SHELTERED/REHABILITATION	22,306	57,252	32,943	35,240	147,741
NATIONAL PAINTING INC	FEMALE MAJORITY			107,904	39,592	147,496
PRIMERA ENGINEERS LTD	HISPANIC AMERICAN MALE	39,690	30,401	61,315	10,971	142,376
LIMERED STUDIO	FEMALE MAJORITY	32,125	51,900	36,000	20,225	140,250
BELLA BAGNO INC	FEMALE MAJORITY	40,299	25,689	49,305	21,814	137,107
LESTER & ROSALIE ANIXTER CTR	DISABLED/SHELTERED/REHABILITATION	52,884	41,016	7,627	34,972	136,500
ALTUSWORKS INC	FEMALE MAJORITY	68,781	30,959	20,386	15,628	135,755
A. LUCAS & SONS STEEL	FEMALE MAJORITY				129,600	129,600
BOYE JANITORIAL SVC INC	AFRICAN-AMERICAN MALE	36,398	24,265	48,530	19,302	128,495
ELECTRICAL CONTRACTORS INC	FEMALE MAJORITY	17,474	64,258	23,723	20,715	126,170
BRAILSFORD & DUNLAVEY	AFRICAN-AMERICAN MALE			73,411	48,796	122,206
BAUER LATOZA STUDIO	HISPANIC AMERICAN MALE	6,892	823	64,704	49,313	121,732
ENVIRONMENTAL SYSTEMS DESIGN, INC.	ASIAN AMERICAN MALE	23,490	23,490	31,320	42,430	120,730
ENBEE PAINTING & DECORATING INC	FEMALE MAJORITY	9,680	9,627	52,239	47,982	119,528
STR PARTNERS LLC	ASIAN AMERICAN MALE	58,858		59,717		118,575
DURANGO PAINTING INC	HISPANIC AMERICAN MALE	29,550	6,300	74,480	7,881	118,211
MOODY NOLAN LTD INC	AFRICAN-AMERICAN MALE	35,874	6,711		75,225	117,809
DAVID MASON & ASSOCIATES OF ILLINOIS, LTD.	AFRICAN-AMERICAN MALE	30,083	37,613	26,920	22,627	117,243
COMMERCIAL FLOOR COVERING INC	FEMALE MAJORITY				110,041	110,041
LIVEWIRE ELECTRICAL SYSTEMS IN	AFRICAN-AMERICAN MALE	34,953	40,685	30,700	3,392	109,730
PHOENIX BUSINESS SOLUTIONS LLC	FEMALE MAJORITY	61,591	4,806	10,429	32,600	109,426
TEPPER ELECTRIC SUPPLY COMPANY	FEMALE MAJORITY	108,112				108,112
HYGIENEERING INC	FEMALE MAJORITY	87,285	3,149	13,855	2,623	106,912
POWER ONE SUPPLY, INC.	AFRICAN-AMERICAN MALE	101,399	4,668			106,067
SONOMA UNDERGROUND SERVICES INC	ASIAN AMERICAN MALE	103,760				103,760
GLOBAL WATER TECHNOLOGY INC	HISPANIC AMERICAN FEMALE	17,965	28,067	6,952	50,453	103,437
RAE PRODUCTS AND CHEMICALS	FEMALE MAJORITY		42,210	60,633		102,843
BRIDGEWAY INC	DISABLED/SHELTERED/REHABILITATION	25,164	25,876	25,876	25,876	102,793
HUNTER DRYWALL AND TAPING, INC.	HISPANIC AMERICAN MALE	44,103	58,596			102,699
HOPGOOD PAINTING	AFRICAN-AMERICAN MALE	66,374	11,849	18,609	3,053	99,885
CORPORATE TRAVEL PLANNERS INC	FEMALE MAJORITY				99,129	99,129
MCGUIRE IGLESKI & ASSOC INC	FEMALE MAJORITY				98,525	98,525
PROFESSIONAL DYNAMIC NETWORK I	AFRICAN-AMERICAN MALE	30,236	19,098	48,563		97,897
ILLINI SUPPLY INC	FEMALE MAJORITY	8,879	136		88,608	97,623
BETHALTO GLASS, INC.	FEMALE MAJORITY			92,520	4,500	97,020
MATRIX ENGINEERING CORPORATION	AFRICAN-AMERICAN MALE	44,925	35,078	8,479	8,479	96,960
NOVAMED INC	ASIAN AMERICAN MALE	34,595	17,767	21,273	20,982	94,617
ABITUA SEWER WATER & PLUMBING	HISPANIC AMERICAN MALE	37,799	36,942	6,079	13,087	93,907
CHRISTY WEBBER AND COMPANY	FEMALE MAJORITY	5,933	24,849		62,024	92,807
ALRON ELECTRIC INC	FEMALE MAJORITY			50,225	39,965	90,190
ORDAZ CONSTRUCTION AND SUPPLY INC.	HISPANIC AMERICAN FEMALE				90,095	90,095
ACACIA FINANCIAL GROUP INC	FEMALE MAJORITY		7,500	67,500	15,000	90,000
M & G GRAPHICS INC	FEMALE MAJORITY		53,045		33,874	86,919
PASCAL ELEVATOR CO.	ASIAN AMERICAN MALE	46,332	11,583		28,958	86,873
DOYLE & ASSOCIATES	FEMALE MAJORITY				85,209	85,209
SHEN MILSOM & WILKE, LLC	ASIAN AMERICAN MALE	41,904	10,437	13,750	18,363	84,454
MCDONOUGH-WHITLOW, P.C.	FEMALE MAJORITY	41,380	23,917	13,580	4,185	83,062
DSR GROUP, INC.	HISPANIC AMERICAN MALE			82,350		82,350
PRAIRIE RESTORATIONS, INC.	FEMALE MAJORITY	16,030	10,829	14,670	39,899	81,428
AMAZING EDIBLES LTD	HISPANIC AMERICAN FEMALE	7,260	52,944	10,529	8,410	79,144
SENSORY TECHNOLOGIES, LLC	FEMALE MAJORITY	9,060	9,347	2,743	57,404	78,554
C R SCHMIDT INC	FEMALE MAJORITY			11,271	66,434	77,704
TOLTECH PLUMBING CONTRACTORS, LLC	HISPANIC AMERICAN FEMALE			17,010	34,242	77,167
STOCKS BUSINESS FURNITURE INC	FEMALE MAJORITY			23,551	18,915	76,193
RESOURCE ONE OF ILLINOIS,	FEMALE MAJORITY	11,619	56,518	263	7,451	75,851
KOI COMPUTERS INC	ASIAN AMERICAN FEMALE			74,850		74,850
ESCAPITA CONSTRUCTION COMPANY INC	HISPANIC AMERICAN MALE	71,881	1,335			73,216
ENCORE UNLIMITED LLC	FEMALE MAJORITY	19,445	15,130	22,469	15,789	72,833
GREENE AND LETTS	AFRICAN-AMERICAN MALE			12,313	16,670	71,151
TILTON,KELLY & BELL LLC	FEMALE MAJORITY	13,507	19,524	28,924	8,469	70,424
CJ DISTRIBUTION INC.	FEMALE MAJORITY	68,614	1,418			70,032
MOOSE SPORTS SURFACES, LTD.	FEMALE MAJORITY	43,947	12,208	9,771		65,926
CENTREX ELECTRICAL SUPPLY CORP.	AFRICAN-AMERICAN MALE	36,093	27,730			63,823
MILLER BUILDING GROUP	AFRICAN-AMERICAN MALE				63,450	63,450
MARTINEZ FROGS INC	HISPANIC AMERICAN MALE		62,507			62,507

FY15 MAFBE SPEND BY VENDOR
July 1, 2014 through June 30, 2015

VENDOR NAME	Minority-Category	FY15 Q1 (Through 9/30/2014)	FY15 Q2 (Through 12/31/2014)	FY15 Q13 (Through 3/31/2015)	FY15 Q4 (Through 6/30/2015)	FY15 (Through 6/30/2015)	
GO PROMOTIONS INC	FEMALE MAJORITY		19,529	10,743	13,980	18,179	62,430
BRUSH ARCHITECTS, LLC	FEMALE MAJORITY					60,117	60,117
BLUE COTTAGE CONSULTING	FEMALE MAJORITY				58,865		58,865
THE ALARIS GROUP	FEMALE MAJORITY	7,916	18,055	14,745	17,519		58,236
PROFESSIONAL ELEVATOR SERVICES, INC.	AFRICAN-AMERICAN MALE	24,077	33,117				57,194
EXPRESS ELECTRIC SUPPLY	AFRICAN-AMERICAN MALE	5,646	2,596			48,150	56,392
MID-WEST MOVING & STORAGE INC	HISPANIC AMERICAN MALE	15,596		18,225	21,695		55,516
HEALTH HYBRID INC	AFRICAN-AMERICAN MALE			51,108	3,433		54,541
SUPERIOR FLOOR COVERING INC	FEMALE MAJORITY	4,070	4,660			45,500	54,230
SNTIAL TECHNOLOGIES INC	ASIAN AMERICAN MALE					52,969	52,969
TAYLOR STUDIOS INC	FEMALE MAJORITY	20,800	20,800	10,400			52,000
RELIABLE ENVIRONMENTAL SOLUTIONS, INC.	FEMALE MAJORITY	2,992	17,871	4,656	24,882		50,400
UBM ELEVATOR SOLUTIONS LLC	HISPANIC AMERICAN MALE			50,158			50,158
PRODUCTION DISTRIBUTION CO	AFRICAN-AMERICAN MALE	23,721	19,425	3,162	2,691		48,999
HYDE PARK ENVIRONMENTAL SERVICES	AFRICAN-AMERICAN MALE	1,724	15,343	3,430		28,310	48,807
H & P CONTRACTOR, INC.	HISPANIC AMERICAN MALE					46,886	46,886
BCE, INC.	ASIAN AMERICAN MALE	6,525				40,050	46,575
THE NURSE AGENCY	FEMALE MAJORITY		20,400	19,792		6,083	46,275
THE BLACKSTONE GROUP INC	ASIAN AMERICAN MALE		36,200	9,900			46,100
ROY KEITH ELECTRIC COMPANY	FEMALE MAJORITY	4,173		4,050		37,760	45,983
MILLENNIUM ENGINEERING & SALES, INC.	HISPANIC AMERICAN MALE	16,076	16,076			13,757	45,908
D.A.S. CONSULTING SERVICES, LLC	ASIAN AMERICAN FEMALE	7,438	20,567	12,558		5,233	45,796
ROYAL CRANE SERVICE, INC.	HISPANIC AMERICAN MALE					45,000	45,000
TOVAR SNOW PROFESSIONALS INC	HISPANIC AMERICAN MALE			27,598		14,967	42,565
OCCUPATIONAL TRAINING & SUPPLY	FEMALE MAJORITY	10,863	7,622	8,577		14,718	41,780
FACILITY & GROUNDS MAINTENANCE	AFRICAN-AMERICAN MALE	32,620	9,070				41,690
DUMEX CONSTRUCTION CO.	HISPANIC AMERICAN MALE	22,850	18,560				41,410
EVERGREEN SUPPLY CO INC	FEMALE MAJORITY	40,859		100			40,959
UNDERLAND ARCHITECTURAL SYSTEMS INC	FEMALE MAJORITY		7,650	16,719		16,476	40,845
INTER-CITY SUPPLY CO INC	AFRICAN-AMERICAN FEMALE	12,711	11,411	10,601		5,162	39,886
TRACIE FOLTZ	FEMALE MAJORITY	12,825	1,242	16,380		8,958	39,405
DEKAYO CORPORATION	HISPANIC AMERICAN MALE					37,480	37,480
TERRA DEMOLITION	HISPANIC AMERICAN MALE	21,257	6,874	9,120			37,251
NAYYAR & NAYYAR INTERNATIONAL, INC.	ASIAN AMERICAN MALE		13,730	21,200		2,000	36,930
BPI TESTING, LLC	FEMALE MAJORITY	1,867	13,900	12,889		7,814	36,470
QUERCUS CONSULTING INC.	FEMALE MAJORITY		22,432	7,777		5,833	36,042
CONSTRUCTION CAD SOLUTIONS	AFRICAN-AMERICAN MALE			5,186		29,637	34,823
RJS CONSTRUCTORS, INC.	FEMALE MAJORITY	28,627	5,168				33,795
AFFORDABLE COMFORT CONSTRUCTION	AFRICAN-AMERICAN MALE	23,680		10,053			33,733
PREMIER PLUMBING SUPPLY CO INC	HISPANIC AMERICAN MALE	33,594					33,594
ADAMS PAINTING COMPANY	AFRICAN-AMERICAN MALE	3,551	9,587	19,232			32,370
TERRA ENGINEERING LTD.	FEMALE MAJORITY	5,705	8,698	17,852			32,255
MZI BUILDING & SVCS INC	HISPANIC AMERICAN MALE					31,412	31,412
A C GENTROL INC	ASIAN AMERICAN MALE		15,548	15,548			31,096
QUIMEX INC	HISPANIC AMERICAN MALE	3,467	9,383	7,023		11,013	30,886
UNIVERSAL INSULATION INC.	HISPANIC AMERICAN MALE	20,790		9,124			29,914
NAK-MAN CORPORATION	ASIAN AMERICAN MALE		6,439	10,978		12,253	29,670
SUNRISE HITEK GROUP LLC	ASIAN AMERICAN MALE	7,290	9,712	6,464		6,006	29,472
INTERNATIONAL TEST & BALANCE, INC.	FEMALE MAJORITY					28,539	28,539
PHD SERVICES, LLC	FEMALE MAJORITY	3,050	1,880	3,760		19,807	28,497
CHICAGO XTERIORS INC	HISPANIC AMERICAN FEMALE	28,432					28,432
SCALE CONSTRUCTION INC	HISPANIC AMERICAN FEMALE			19,800	8,460		28,260
CHICAGO COMMUNICATIONS LLC	FEMALE MAJORITY	3,668	8,170	6,568	9,764		28,170
HI-TEK ENVIRONMENTAL INC	ASIAN AMERICAN MALE	319	18,533	4,858	3,550		27,260
HARDIN GEOTECHNOLOGIES INC.	FEMALE MAJORITY		23,085		4,128		27,213
THE ARCHITECTS ENTERPRISE LTD	AFRICAN-AMERICAN MALE	5,857		15,288	5,008		26,153
JEM DEVELOPMENT INC	FEMALE MAJORITY	3,950	19,575	2,175			25,700
CYLA DESIGN ASSOCIATES, INC.	FEMALE MAJORITY	10,337	12,996	883	883		25,100
THINK & ASSOCIATES, INC	FEMALE MAJORITY		19,800	5,000			24,800
URBAN WORKS LTD	HISPANIC AMERICAN FEMALE					24,781	24,781
WRF ENGINEERS, LLC	FEMALE MAJORITY			10,937	12,324		23,261
MEDINA LAWN CARE INC	HISPANIC AMERICAN MALE	22,970					22,970
POOL ADMINISTRATORS, INC	FEMALE MAJORITY				22,725		22,725
RESTORATION SUPPLY INC.	HISPANIC AMERICAN MALE		22,720				22,720
WEBB ENGINEERING SERVICES, INC.	AFRICAN-AMERICAN MALE	10,099	7,525	1,262	3,468		22,355
NORTHPOINTE RESOURCES INC	DISABLED/SHELTERED/REHABILITATION	10,738			11,340		22,078
ECOLOGICAL SPECIALISTS INC	FEMALE MAJORITY	13,406		6,496	2,165		22,068
CUSTOM UNDERGROUND INC	FEMALE MAJORITY	18,898		2,920			21,818
AVIAN, INC.	AFRICAN-AMERICAN FEMALE			16,289	5,072		21,361
ABSOLUTE MASONRY, INC.	AFRICAN-AMERICAN MALE				21,169		21,169
WE'RE CLEANING INC	AFRICAN-AMERICAN FEMALE	1,200	5,824	10,348	3,205		20,577
CODE ENGINEERING SERVICES	AFRICAN-AMERICAN MALE	3,200	9,800		7,380		20,380

FY15 MAFBE SPEND BY VENDOR
July 1, 2014 through June 30, 2015

VENDOR NAME	Minority-Category	FY15 Q1 (Through 9/30/2014)	FY15 Q2 (Through 12/31/2014)	FY15 Q13 (Through 3/31/2015)	FY15 Q4 (Through 6/30/2015)	FY15 (Through 6/30/2015)
KATHLEEN O'DONNELL, PC	FEMALE MAJORITY		18,064		2,027	20,091
GSG CONSULTANTS, INC.	HISPANIC AMERICAN MALE		12,084	5,925	1,915	19,923
BOILER INSPECTION SERVICES CO	ASIAN AMERICAN MALE	2,500	16,500			19,000
MORREALE PUBLIC AFFAIRS GROUP	FEMALE MAJORITY		18,977			18,977
LEE-PERFECT TRANSCRIPTION CORP	FEMALE MAJORITY	4,263	4,499	4,608	5,525	18,895
HELM ELECTRICAL SERVICES, INC.	FEMALE MAJORITY	13,500			3,600	17,100
WEINSTEIN AUDREY	FEMALE MAJORITY	1,769	5,783	4,354	4,889	16,796
MULTI-PRODUCTS DISTRIBUTION	HISPANIC AMERICAN FEMALE				16,786	16,786
LOESCHER HEATING & AIR CONDITIONING	FEMALE MAJORITY				16,643	16,643
E. E. BAILEY	AFRICAN-AMERICAN MALE	15,493				15,493
LIBERTY LITHOGRAPHERS	FEMALE MAJORITY		10,992		4,381	15,373
STEARN-JOGLEKAR, LTD.	ASIAN AMERICAN MALE		2,500	2,310	10,261	15,071
EVERLIGHTS INC	FEMALE MAJORITY	2,326			12,181	14,507
MEP INFRASTRUCTURE SOLUTIONS, INC	HISPANIC AMERICAN MALE		10,530	3,802		14,332
KBI CUSTOM CASE, INC.	FEMALE MAJORITY	13,888				13,888
ALL TECH ENERGY, INC.	FEMALE MAJORITY	13,460				13,460
MURER CONSULTANTS, INC	FEMALE MAJORITY		8,197	5,000		13,197
JEET INC	FEMALE MAJORITY			3,175	9,825	13,000
RACE & ASSOCIATES LTD	FEMALE MAJORITY	2,750		4,700	5,200	12,650
WANG ENGINEERING, INC	ASIAN AMERICAN MALE		12,283			12,283
GALAXY ENVIRONMENTAL, INC.	HISPANIC AMERICAN MALE			12,211		12,211
HJKESSLER ASSOCIATES, INC.	FEMALE MAJORITY	5,667	4,919	973	487	12,046
RICHARDS GRAPHIC COMMUNICATION	FEMALE MAJORITY	4,182	3,191		4,569	11,943
BAYSINGER DESIGN GROUP, INC.	FEMALE MAJORITY			11,092		11,092
SEICO INC	DISABLED/SHELTERED/REHABILITATION	1,630			8,960	10,590
DATA MEDIA PRODUCTS INC	FEMALE MAJORITY	1,595	1,128	6,710	930	10,363
YOUR PARTNER PROMOTIONS	FEMALE MAJORITY	281	126	9,933		10,340
CARDOSI KIPER DESIGN GROUP INC	FEMALE MAJORITY			10,244		10,244
SALUS INC	HISPANIC AMERICAN MALE	9,500	590			10,090
IMC CONNECT INC.	AFRICAN-AMERICAN MALE			10,080		10,080
SOURCE ONE OFFICE PRODUCTS INC	FEMALE MAJORITY	10,000				10,000
SILK SCREEN EXPRESS INC	FEMALE MAJORITY	4,946	4,316	209		9,472
PERFORMANCE MECHANICAL CONTRAC	FEMALE MAJORITY		4,211	1,988	3,118	9,316
CARNOW, CONIBEAR & ASSOC., LTD.	FEMALE MAJORITY	4,660	4,200	140		9,000
MASSIE MASSIE & ASSOCIATES, INC.	FEMALE MAJORITY	2,626	6,310			8,936
W R GENERAL CONTRACTORS INC	AFRICAN-AMERICAN MALE	8,050	650			8,700
CREA CONSTRUCTION INC	AFRICAN-AMERICAN FEMALE		8,548			8,548
ACCURATE BIOMETRICS INC	FEMALE MAJORITY	1,080	2,265	3,960	387	7,692
MIND YOUR MANNERS	AFRICAN-AMERICAN FEMALE		4,500		3,000	7,500
PRO-TYPE PRINTING, INC	FEMALE MAJORITY		350	2,925	4,120	7,395
CR SCHMIDT INC	FEMALE MAJORITY				7,382	7,382
DIRECTIONS TRAINING CENTER	ASIAN AMERICAN FEMALE	2,875		4,493		7,368
DTI OF ILLINOIS, INC.	HISPANIC AMERICAN MALE	7,296				7,296
GSG MATERIAL TESTING, INC.	HISPANIC AMERICAN MALE				7,280	7,280
FORD HOTEL SUPPLY CO	FEMALE MAJORITY	770	6,375			7,145
CALUMET DECORATING SERVICE INC	FEMALE MAJORITY		4,410		2,634	7,044
LASER INNOVATIONS INC	DISABLED/SHELTERED/REHABILITATION	1,878	380	1,183	2,722	6,163
PREMIER INSULATION LLC	FEMALE MAJORITY		1,980	3,960		5,940
ACTIVE ELECTRICAL SUPPLY CO	FEMALE MAJORITY	1,942	3,588			5,530
HANSON INFORMATION SYSTEMS	FEMALE MAJORITY	339	4,225	421	330	5,315
MJB DECORATING INC	FEMALE MAJORITY	5,146				5,146
HUGH LIGHTING DESIGN, LLC	ASIAN AMERICAN MALE	1,320	2,735	398	398	4,852
NEHER ELECTRIC SUPPLY	FEMALE MAJORITY		4,736			4,736
CAROL NAUGHTON & ASSOCIATES	FEMALE MAJORITY	3,490	362	639	111	4,601
LINCOLNLAND ARCHITECTURAL GRPH	FEMALE MAJORITY	1,416		3,019	98	4,533
KOWALENKO CONSULTING GROUP INC	FEMALE MAJORITY	4,500				4,500
PROBE CONSULTING SERVICES INC.	ASIAN AMERICAN MALE	1,225	2,058	322	643	4,248
ROUGHNECK CONCRETE DRILLING & SAWING CO.	FEMALE MAJORITY				4,212	4,212
W.B.F. CONSTRUCTION, INC.	AFRICAN-AMERICAN MALE			3,915		3,915
HIGH RISE SECURITY	HISPANIC AMERICAN MALE	1,800		2,000		3,800
HEALTH, EDUCATION + RESEARCH ASSOCIATES, INC.	FEMALE MAJORITY	3,754				3,754
MAESTROS VENTURES, LLC	HISPANIC AMERICAN MALE	1,800		1,800		3,600
SOUTHWEST SPRING INC	FEMALE MAJORITY	641	182		2,289	3,113
PAGODA ELECTRIC INC	AFRICAN-AMERICAN MALE		3,067			3,067
FULLERTON INDUSTRIAL SUPPLY INC.	HISPANIC AMERICAN FEMALE				2,961	2,961
R D MCMILLEN ENTERPRISES INC	DISABLED/SHELTERED/REHABILITATION	1,771			1,045	2,816
ACTION BAG CO	FEMALE MAJORITY				2,636	2,636
DIRECTIONS UNLIMITED INC	FEMALE MAJORITY				2,626	2,626
CHICAGO DROP CLOTH & TARPULIN	FEMALE MAJORITY			1,461	1,149	2,611
BJB ENTERPRISES	AFRICAN-AMERICAN MALE	2,520				2,520
SJB PROMOTIONS, INC.	FEMALE MAJORITY		1,325	1,162		2,487
TERRY GUEN DESIGN ASSOCIATES, INC.	ASIAN AMERICAN MALE		2,424			2,424

FY15 MAFBE SPEND BY VENDOR
July 1, 2014 through June 30, 2015

VENDOR NAME	Minority-Category	FY15 Q1 (Through 9/30/2014)	FY15 Q2 (Through 12/31/2014)	FY15 Q13 (Through 3/31/2015)	FY15 Q4 (Through 6/30/2015)	FY15 (Through 6/30/2015)
MACON RESOURCES INC	DISABLED/SHELTERED/REHABILITATION	2,300				2,300
JORDAN AND MARKS ENTERPRISES	AFRICAN-AMERICAN MALE			2,296		2,296
SANCHEZ DANIELS & HOFFMAN, LLP	HISPANIC AMERICAN MALE				2,203	2,203
TETRA MEDICAL SUPPLY CORP	FEMALE MAJORITY	385	941	207	655	2,189
SOLIS CONSTRUCTION INC	HISPANIC AMERICAN MALE	1,331	805			2,136
ARIES CHARTER TRANSPORTATION I	HISPANIC AMERICAN MALE	1,023	1,028			2,051
EQUIPMENT INTERNATIONAL LTD	FEMALE MAJORITY	248	969	558	261	2,036
STILES OFFICE SOLUTIONS INC	FEMALE MAJORITY		1,268		739	2,007
CAMPAIGN STRATEGIES & CONSULTI	AFRICAN-AMERICAN MALE			2,000		2,000
EL VALOR CORPORATION	DISABLED/SHELTERED/REHABILITATION			750	1,250	2,000
VIXEN CONSTRUCTION INC	FEMALE MAJORITY	1,975				1,975
DOCU-SHRED INC	FEMALE MAJORITY	350	450	150	975	1,925
AMALGAMATED SERVICES, INC	FEMALE MAJORITY				1,786	1,786
ANAGNOS DOOR CO INC	FEMALE MAJORITY			1,770		1,770
KOO AND ASSOCIATES LTD	FEMALE MAJORITY				1,700	1,700
SMITH & SMITH ASSOCIATES INC	AFRICAN-AMERICAN MALE			1,520		1,520
RINGOLD FINANCIAL MANAGEMENT S	AFRICAN-AMERICAN FEMALE		1,500			1,500
THE OFFICE WORKS	FEMALE MAJORITY		1,098	306		1,404
M CANNON ROOFING CO	AFRICAN-AMERICAN MALE	1,356				1,356
TABITHA VENTURES, INC.	AFRICAN-AMERICAN MALE				1,350	1,350
LAND OF LINCOLN GOODWILL	DISABLED/SHELTERED/REHABILITATION	370	446	268	142	1,226
BOZOIAN GROUP ARCHITECTS, LLC	FEMALE MAJORITY	1,197				1,197
OMAR MEDICAL SUPPLIES, INC	AFRICAN-AMERICAN MALE				1,156	1,156
BRIDGEFORTH WOLF & ASSOCIATES	AFRICAN-AMERICAN FEMALE	412	640			1,052
BJS TRANSPORTATION INC	AFRICAN-AMERICAN FEMALE		600	215	215	1,030
II IN ONE CONTRACTORS, INC.	AFRICAN-AMERICAN MALE	792				792
PERFORMANCE PARTNERS INC	FEMALE MAJORITY	701	33		49	783
CTG INC OF ILLINOIS	ASIAN AMERICAN MALE	494	259			753
AMERICA AMBULANCE SERVICE INC	FEMALE MAJORITY			383	330	713
MIDWEST LITIGATION SERVICES-IL	FEMALE MAJORITY			561	120	680
EVERY BLOOMIN INDUSTRIAL SUPPLY INC	FEMALE MAJORITY	650				650
BROOK ARCHITECTURE INC	AFRICAN-AMERICAN FEMALE			631		631
ANDERSON ENVIRONMENTAL &	FEMALE MAJORITY			600		600
MIDWEST MAILING & SHIPPING SYS	FEMALE MAJORITY			600		600
POINTE INDUSTRIES LLC	FEMALE MAJORITY	390	165			555
GLOBE MEDICAL SURGICAL SUPPLY	ASIAN AMERICAN MALE		166	331		497
BISHOP JILL KUSHNER	FEMALE MAJORITY			455		455
BRAD'S TIRE INC	AFRICAN-AMERICAN MALE	114	327			441
SIMANTEL GROUP, LTD	FEMALE MAJORITY		406			406
GARCO ENTERPRISES, INC.	HISPANIC AMERICAN MALE				394	394
LOGAN MASON REHABILITATION CTR	DISABLED/SHELTERED/REHABILITATION	270	90			360
BLAZING ENTERPRISES INC	FEMALE MAJORITY		350			350
B & K POWER EQUIPMENT INC	FEMALE MAJORITY			306		306
INNOVATIVE SOLUTIONS CONSULTIN	AFRICAN-AMERICAN FEMALE			300		300
SITE DESIGN GROUP, LTD.	ASIAN AMERICAN MALE	280				280
PRO BIZ PRODUCTS LLC	AFRICAN-AMERICAN MALE				235	235
OLSON KRISTIN L	FEMALE MAJORITY	230				230
CONSOLIDATED PRINTING COMPANY	FEMALE MAJORITY			224		224
THE HOPE SCHOOL	DISABLED/SHELTERED/REHABILITATION	200				200
ADNAMA INC	FEMALE MAJORITY		196			196
WYANT HOLLY	FEMALE MAJORITY			104	65	169
DANS PRINTING & OFC SUPLS INC	FEMALE MAJORITY				91	91
EMS ENTERPRISES INC	DISABLED/SHELTERED/REHABILITATION		89			89
BECK'S BOOK STORE INC	FEMALE MAJORITY		88			88
MEDICAL EXPRESS AMBULANCE SRV	FEMALE MAJORITY				50	50
GOODWILL INDUSTRIES OF N ILL I	DISABLED/SHELTERED/REHABILITATION				47	47
U.S. MESSENGER LOGISTICS	HISPANIC AMERICAN MALE		5			5
TOTAL		16,571,701	16,352,616	14,787,107	20,374,224	68,085,648