

The background features a large, faint watermark of the University of Illinois seal. The seal is circular and contains the text 'UNIVERSITY OF ILLINOIS' around the perimeter. In the center, there is an open book with the Latin motto 'AGRICULTURE SCIENCE' and 'LIBERAL ARTS' on its pages. Below the book is a mortar and pestle, and above it is a lamp of knowledge. The year '1867' is visible at the bottom of the seal.

Strategic Framework *in Action*

September 8, 2016

**Timothy L. Killeen
President**

UNIVERSITY OF ILLINOIS
SYSTEM



The University of Illinois *System*

University of Illinois System

- University of Illinois at Urbana-Champaign
- University of Illinois at Chicago
- University of Illinois at Springfield
- University of Illinois Hospital & Health Sciences System



UNIVERSITY OF ILLINOIS
Hospital & Health Sciences System
Changing medicine. For good.

UNIVERSITY OF ILLINOIS
SYSTEM



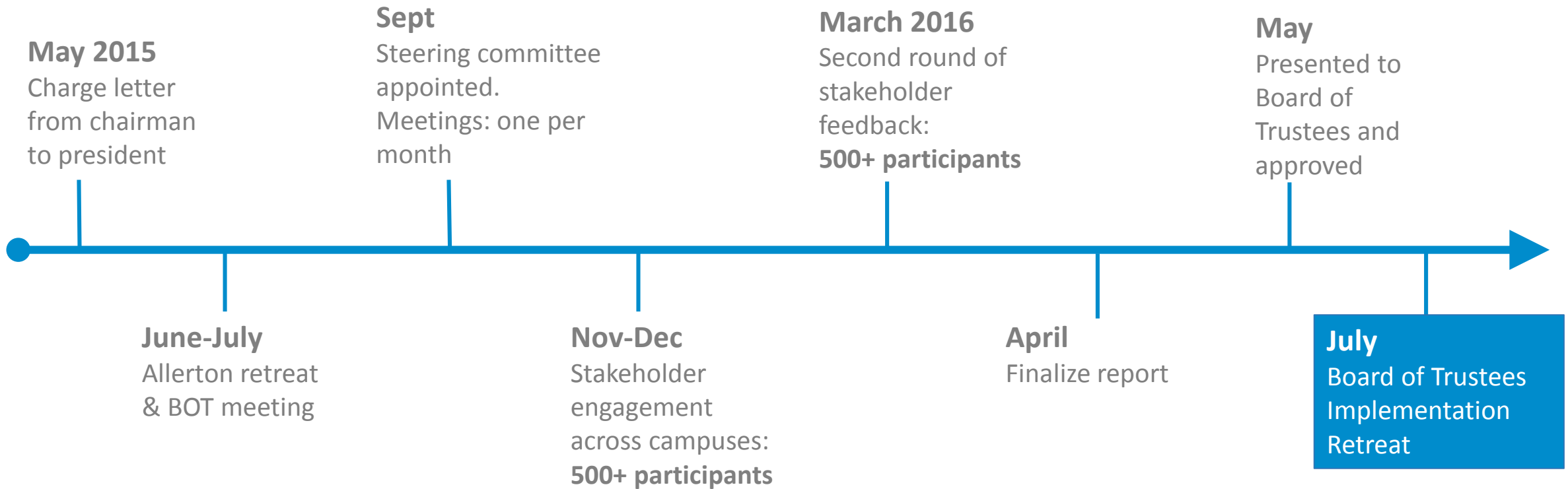


Strategic Framework *Pledge*

It is our duty as the University of Illinois System to offer the best possible return on investment for all our stakeholders and to ensure that we are efficient, competitive and constantly improving.



Work Completed



Themes from the Board *Retreat*

Small Group Discussions

Acceleration of
existing
programs

New ideas

New
partnerships





This Year

The Board of Trustees Action Presentation Series

- Each meeting (September, November, January, March, May, July)
- Presentation on focused topic
- Showing measurable results and key metrics





The Four *Strategic Pillars*

- I. An Institution of and for Our Students
- II. Research and Scholarship with Global Impact
- III. A Healthy Future for Illinois and the Midwest
- IV. Tomorrow's University Today



Pillar 1: An Institution of and for *Students*

- Diverse, multicultural, welcoming community
- Comprehensive enrollment growth strategy
- Reimagined student-focused teaching and learning
- Rich and varied cultural experiences at home and away
- Experiential learning and career guidance



Pillar 2: **Research and Scholarship with *Impact***

- Culture of discovery, entrepreneurship, and thoughtful risk-taking
- Solutions to grand socio-technical challenges for our times
- Brilliant collaborative faculty
- World-class innovation
- Students as colleagues – full participants and partners
- Deep scholarship *and* multi-disciplinary vitality

Pillar 3:

A Healthy Future for *Illinois*

- Next generation workforce
- Powerful public/private research & development partnerships
- Bedrock commitment to civic engagement
- Presence throughout the state - revitalizing regional economies
- Vibrant connections with educational institutions in Illinois
- Innovative and responsible *compact* with the state



Pillar 4: Tomorrow's University *Today*

- *World-class* access, affordability, completion & success for students
- Innovative technology to enhance learning and discovery
- Deep, life-long engagement with alumni worldwide
- Sustainable environmental practices everywhere
- Distinctive identities for each of the universities
- Intense collaboration across disciplines and with partners
- Excellence, efficiency, integrity, and stewardship everywhere and always



Highlight: System Applications and Total Enrollment

Freshman and
transfer applications

- Up 7,300+

2016 system on-
campus enrollment

- 77,073

Total enrollment

- likely to exceed
81,000



Highlight: First-Year and Transfer Students

Like Last Year

- More than 11,000 new freshmen

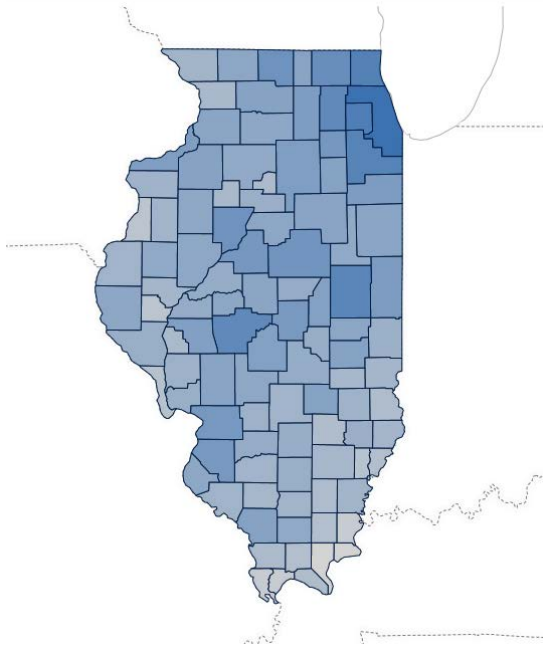
Increase

- 11.5% in new transfer students





Highlight: In State Students



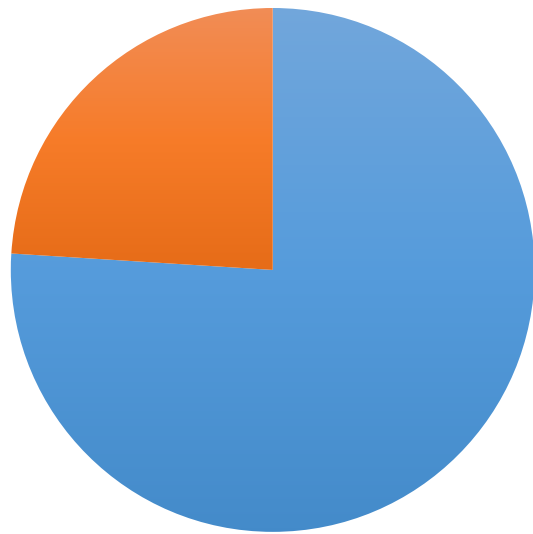
Strong interest from
in-state students

- Applications up
2,800 (9%)

Increase in Illinois
resident undergrads

- Almost 2%

Highlight: Diversity



■ Other students ■ African-American and Latino students

- African-American and Latino undergrad enrollment up more than 9% combined
- Together, they comprise 24% of all undergraduate students





University of Illinois at Urbana-Champaign

Record number
of applicants

- 38,000

Largest freshman
class ever

- 7,592

First-generation
students

- 22%

Diversity of the
freshman class

- African-American up 15.4%
- Latino up 14.9%





University of Illinois at Chicago

Total on-campus enrollment

- 28,710

Undergrads from Illinois

- Up 2%

Transfer students

- Up 24.1%

Student diversity

- African-American up 3.2%
- Latino up 11.1%



University of Illinois at Springfield

New freshmen

- 11.9% increase
- 102 in Honors

On-campus Illinois undergrads

- 1.3% increase

Average ACT

- 23.15
- (was 22.9)

Student diversity

- African-American and Latino students represent more than 35% of the freshman class



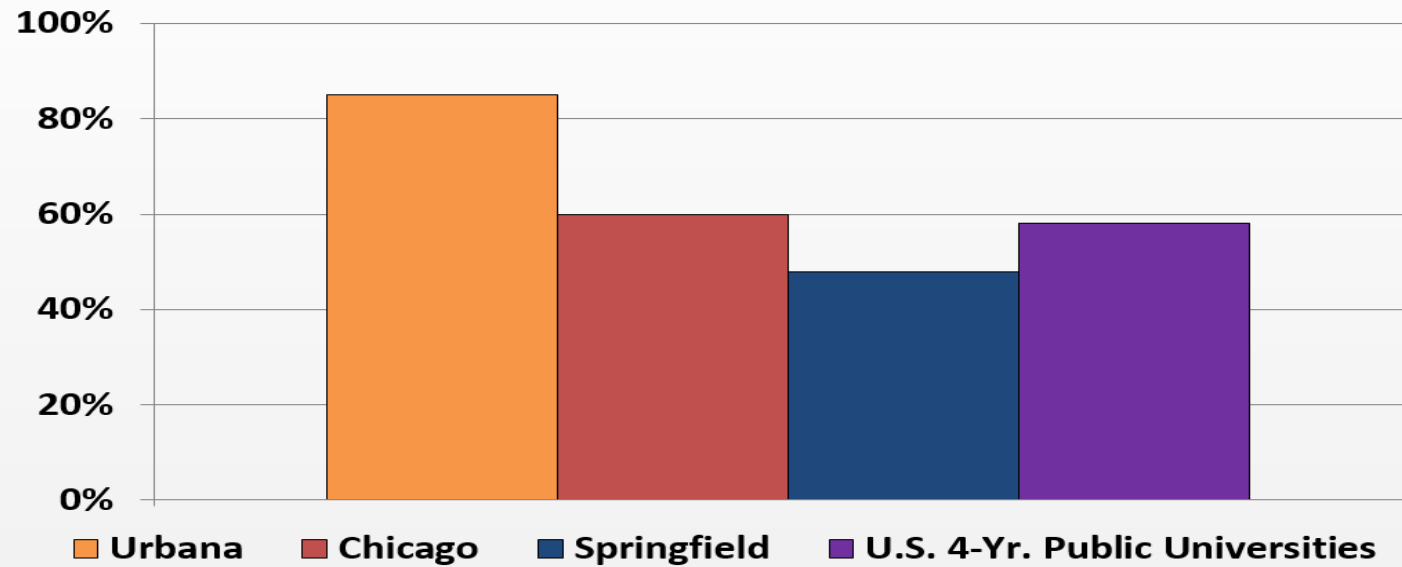
Completion Rate *Success Stories*

The University of Illinois System is committed to ensuring that our students move to complete their degrees in a timely manner.



University of Illinois System *Graduation Rates*

**Six-year Graduation Rates
University of Illinois and National Rates**

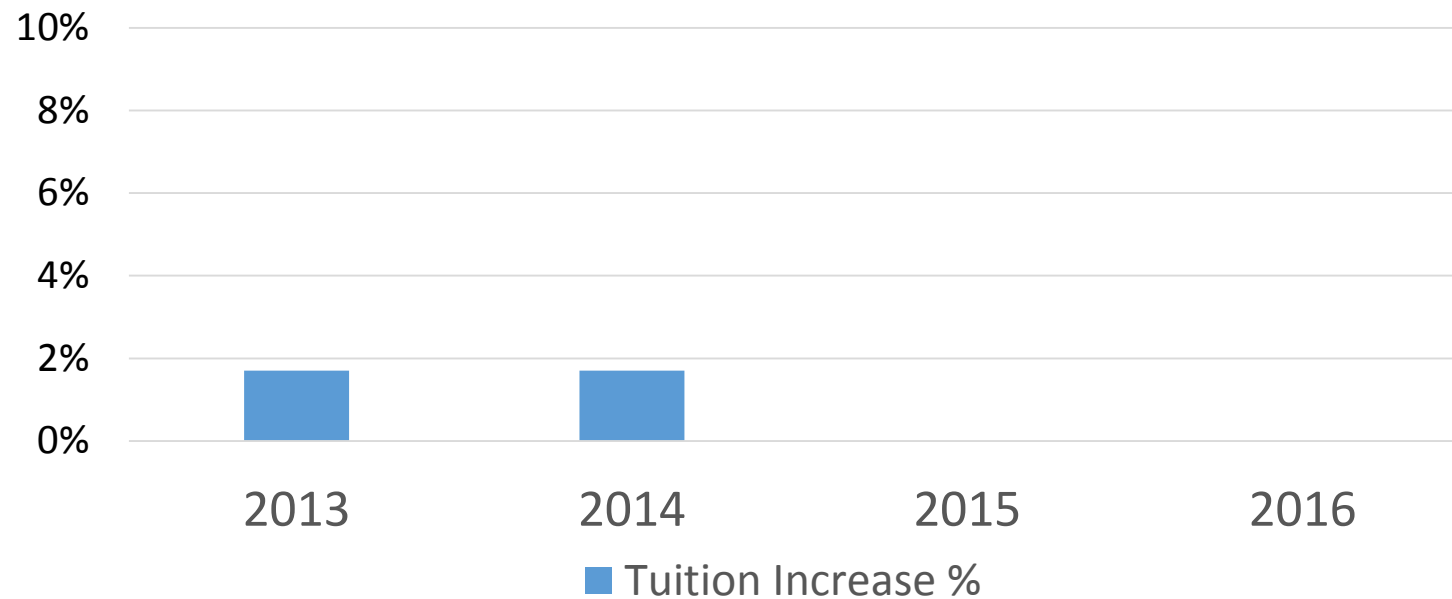


UNIVERSITY OF ILLINOIS
SYSTEM



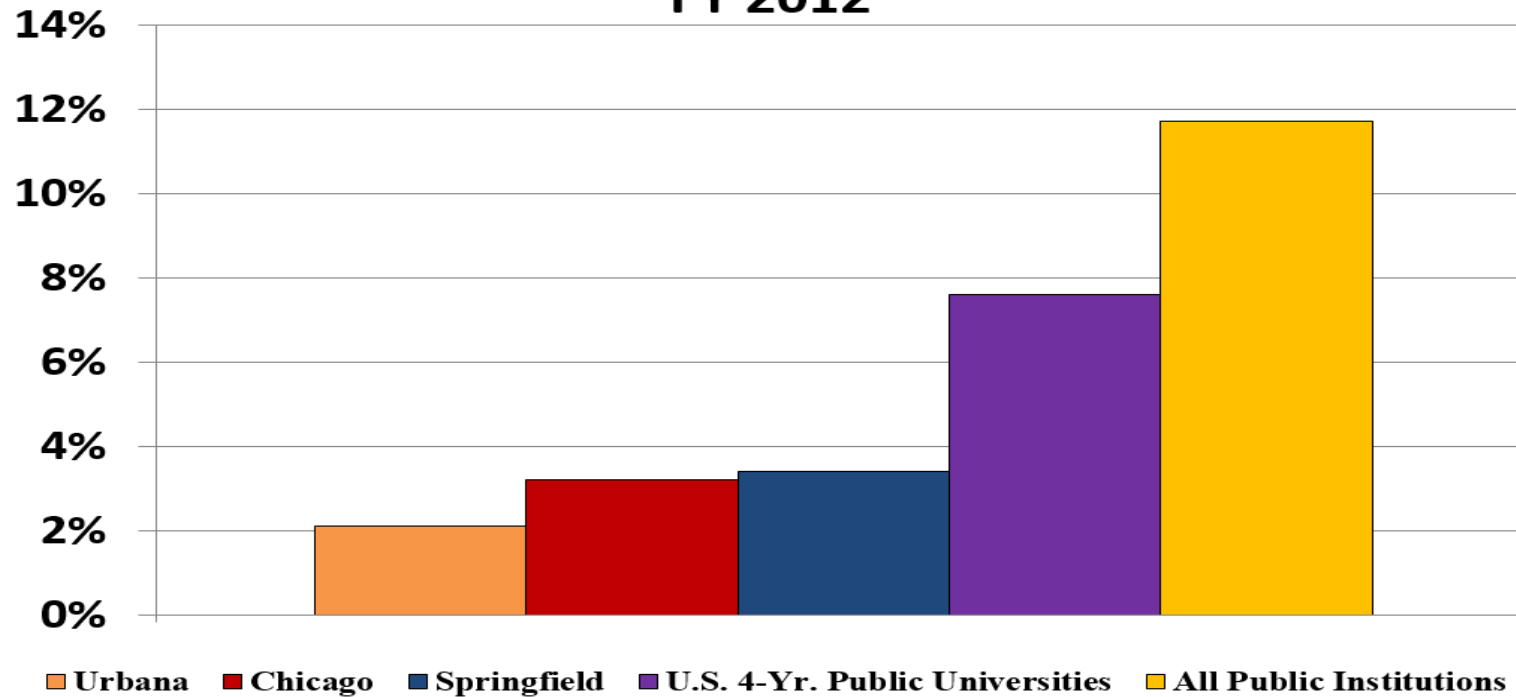
Affordability

Tuition Increase %



Pillar 3 metric: Student debt

**3-Year Cohort Default Rates
University of Illinois and National Rates
FY 2012**



What's Next



November:

- Our proposed compact with the State of Illinois
- Strategic enrollment initiatives

