

Reported to the Board of Trustees
September 8, 2016

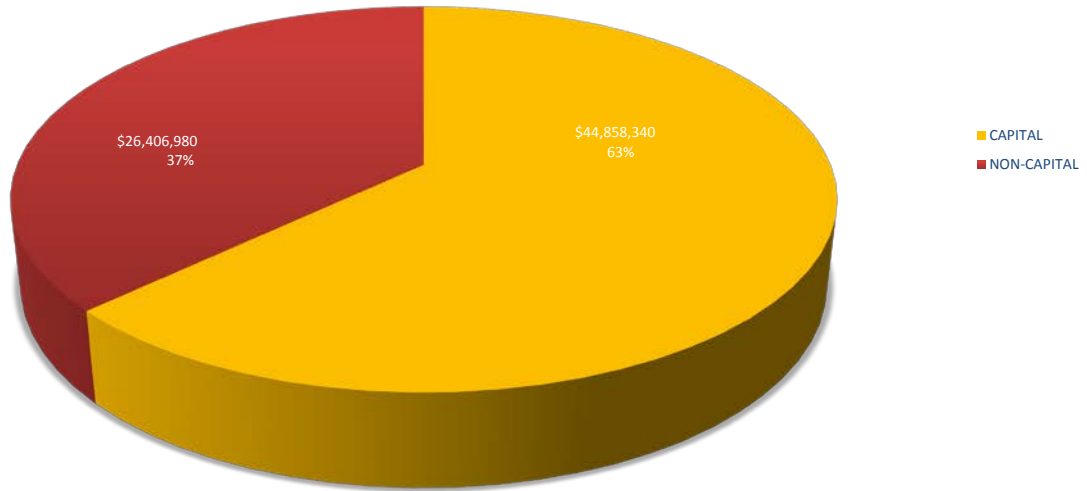
Board Meeting
September 8, 2016

MAFBE Report to the Board of Trustees

University of Illinois

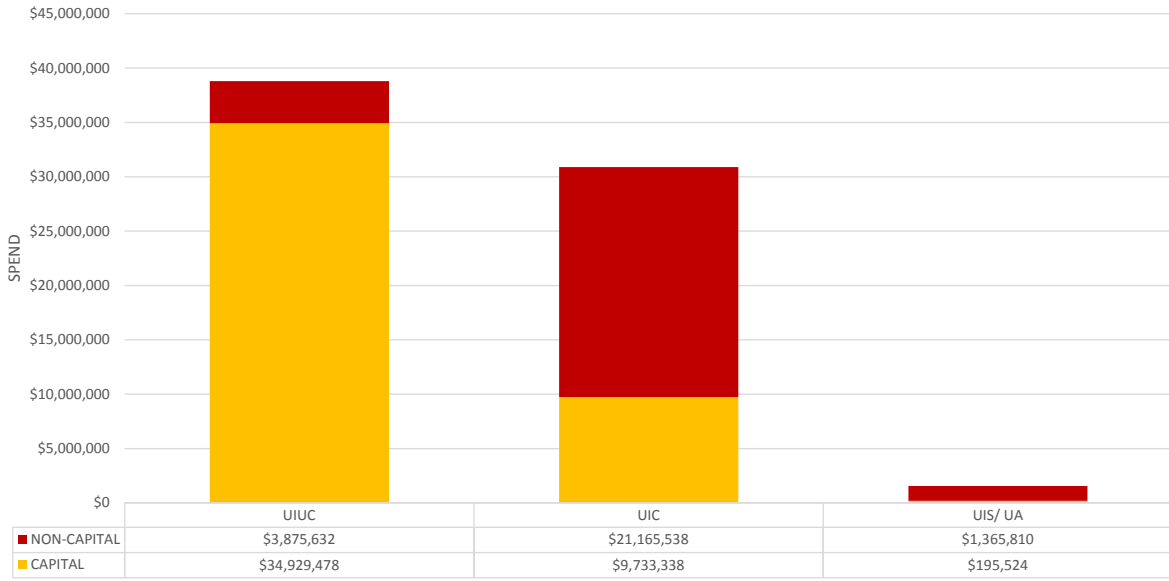
Attached is a report that responds to the Board of Trustees' request for periodic information on MAFBE expenditures. The report lists expenditures by MAFBE vendor for the period of July 1, 2015 through June 30, 2016. The data are summarized in the first chart for capital and non-capital MAFBE expenditures in total, by campus and by category. The second chart lists total expenditures for the reporting period by MAFBE vendor.

FY16 Capital & Non-Capital MAFBE Expenditures (Through 6/30/2016)

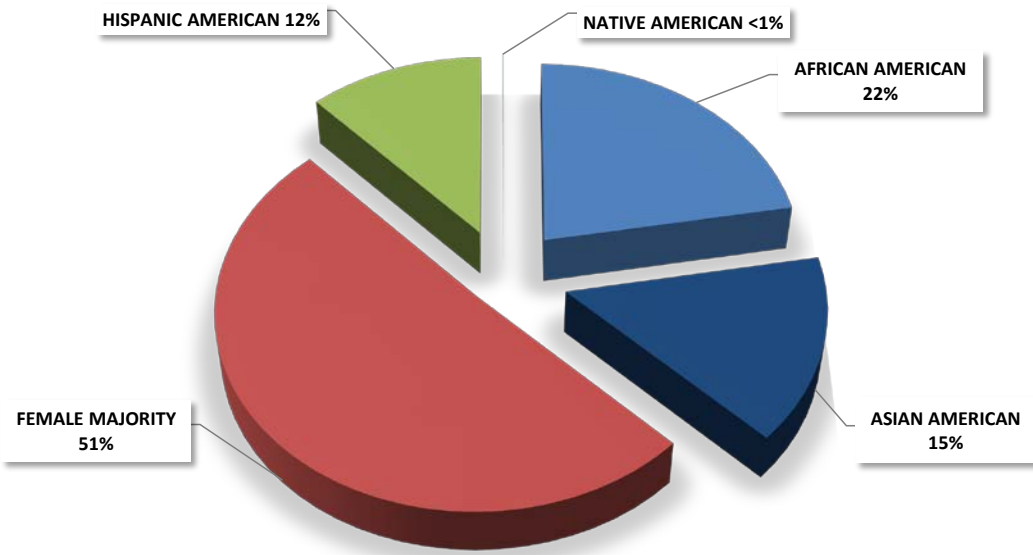


Grand Total = \$71,265,320

FY16 Capital & Non-Capital MAFBE Expenditures by Campus (Through 6/30/2016)



**FY16Q4 MAFBE Expenditures Category
(Through 6/30/2016)**



FY16 Q4 MAFBE SPEND BY VENDOR
July 1, 2015 through June 30, 2016

VENDOR NAME	Minority-Category	FY16 Q1 (Through 9/30/2015)	FY16 Q2 (Through 12/31/2015)	FY16 Q3 (Through 3/31/2016)	FY16 Q4 (Through 6/30/2016)	FY16 (Through 3/31/2016)
MATRIX INTEGRATION LLC	FEMALE MAJORITY	555,342	605,998	129,677	5,710,452	7,001,468
PRECISION BUILDERS AND ASSOCIATES INC	FEMALE MAJORITY	928,785	769,158	1,366,883	1,313,164	4,377,991
APEX HEALTHCARE INC	ASIAN AMERICAN MALE	1,137,979	1,452,502	1,074,438		3,664,918
THE CHICAGO LIGHTHOUSE	DISABLED/SHELTERED/REHABILITATION	681,192	1,420,787	1,149,402		3,251,381
MECCOR INDUSTRIES LTD	ASIAN AMERICAN MALE	1,109,395	802,266	529,359	18,482	2,459,502
INTEGRATING GREEN TECHNOLOGIES INC	AFRICAN AMERICAN MALE	856,920	1,040,570	199,183	345,362	2,442,035
J MAC ASSOCIATES LTD	FEMALE MAJORITY	980,386	346,647	702,507		2,029,540
SUPPLIED INDUSTRIAL SOLUTIONS INC	AFRICAN AMERICAN MALE	865,626	221,951	409,996	57,551	1,555,124
LCM ARCHITECTS LLC	DISABLED/SHELTERED/REHABILITATION	388,362	726,645	222,013		1,337,020
JP EXCAVATING AND TRUCKING	AFRICAN AMERICAN FEMALE	224,915	214,133	428,936	395,707	1,263,690
BAILEY EDWARD DESIGN INC	FEMALE MAJORITY	350,595	358,859	242,137	222,407	1,173,997
OLD VETERAN CONSTRUCTION INC	HISPANIC AMERICAN MALE	523,175	30,077	405,085	100,588	1,058,926
VALOR TECHNOLOGIES INCORPORATED	HISPANIC AMERICAN MALE	104,361	65,645	143,550	671,670	985,225
PUGH JONES AND JOHNSON PC	AFRICAN AMERICAN MALE	677,935	58,415	96,464	146,026	978,841
F J ROBINSON'S CONTRACTING	AFRICAN AMERICAN MALE	49,515	83,559	373,454	466,074	972,602
FICEK ELECTRIC AND COMMUNICATION SYSTEMS INC	FEMALE MAJORITY	102,219	218,975	368,720	193,662	883,576
GORDON ELECTRIC SUPPLY	FEMALE MAJORITY	451,323	130,126	122,245	174,698	878,391
ORDAZ CONSTRUCTION AND SUPPLY INC	HISPANIC AMERICAN FEMALE	399,882	393,107	308		793,297
MLN ENTERPRISE	FEMALE MAJORITY	464,111	148,500	110,208	66,994	789,814
SMART ELEVATORS CO	FEMALE MAJORITY	280,075	303,838	200,919		784,833
ROSS BARNEY ARCHITECTS INC	FEMALE MAJORITY	344,203	151,997	151,997	254,325	750,525
STUDIO V DESIGN	ASIAN AMERICAN FEMALE	110,086	516,198	96,170		722,454
JRH ENTERPRISES INC	FEMALE MAJORITY	29,865	622,097	21,368	14,330	687,659
NEW BEGINNINGS CONTRACTORS INC	AFRICAN AMERICAN MALE	109,389	356,022	91,921	78,784	636,116
AMERICAN SURVEYING AND ENGINEERI	HISPANIC AMERICAN MALE	10,130	213,518	391,502		615,150
NATIONAL PAINTING INC	FEMALE MAJORITY	149,931	206,604	251,696		608,231
PREMIER STAFFING SOURCE INC	AFRICAN AMERICAN FEMALE	162,751	194,980	178,184		535,916
CCC HOLDINGS INCORPORATED/CHICAGO COMMERCIAL CONSTRUCTION	FEMALE MAJORITY				533,077	533,077
COMMERCIAL FLOOR COVERING INC	FEMALE MAJORITY	228,033	159,633	137,038		524,705
KRUTS ELECTRIC INC	FEMALE MAJORITY	173,759	130,115	219,824		523,698
ANDERSON AND SHAH ROOFING INC	ASIAN AMERICAN MALE	393,961	12,600	10,266	37,025	453,851
ROBERT L MILLER AND ASSOCIATES INC	AFRICAN AMERICAN MALE	151,175	83,605	178,644	39,501	452,924
ON THE JOB CONSULTING INC	FEMALE MAJORITY	99,156	113,921	229,710		442,786
COOK FASSER ASSOCIATES INC	FEMALE MAJORITY	158,152	34,163	1,825	229,254	423,394
UJAMAA CONSTRUCTION INCORPORATED	AFRICAN AMERICAN MALE				420,627	420,627
MCGUIRE IGLESKI AND ASSOC INC	FEMALE MAJORITY	148,785	244,794	23,028		416,608
BETHALTO GLASS INC	FEMALE MAJORITY	377,820	35,100		1,800	414,720
NES INC	HISPANIC AMERICAN MALE	296,010	11,475		102,808	410,293
CENTRAL ILLINOIS HSS INC	FEMALE MAJORITY	195,877	94,409	118,361		408,648
RUBINOS AND MESIA ENGINEERS INC	ASIAN AMERICAN MALE	114,353	170,808	40,820	75,673	401,653
AVIAN INC	AFRICAN AMERICAN FEMALE			397,800		397,800
TSI COMMERCIAL FLOOR COVERING	FEMALE MAJORITY			396,957		396,957
ARDMORE ASSOCIATES LLC	AFRICAN AMERICAN FEMALE	153,626	110,666	36,887	85,912	387,091
BAUER LATOZA STUDIO	HISPANIC AMERICAN MALE	98,553	201,339	75,883		375,774
PACE SYSTEMS INC	ASIAN AMERICAN MALE	87,263	61,111	35,846	187,754	371,975
MIDWAY CONTRACTING GROUP LLC	HISPANIC AMERICAN MALE	53,695	21,543	192,194	99,738	367,170
ENVIRONMENTAL SYSTEMS DESIGN INC	ASIAN AMERICAN MALE	54,960	7,830	225,209	60,016	348,015
ON THE JOB CONSULTING INC/PIXO	FEMALE MAJORITY				331,893	331,893
GARY L FRICK DBA OLYMPIC CONSTRUCTION LLC	FEMALE MAJORITY				329,797	329,797
AUTUMN CONSTRUCTION SERVICES INC	FEMALE MAJORITY	58,853	58,911	83,036	107,234	308,034
INTERNATIONAL QUALITY	AFRICAN AMERICAN FEMALE		263,869	37,383		301,252
SHAWN BROWN ENTERPRISES INC	AFRICAN AMERICAN MALE	190,584	70,527	25,295	14,408	300,814
SPEEDY GONZALEZ LANDSCAPING INC (SGL)	HISPANIC AMERICAN MALE	294,558				294,558
RADA ARCHITECTS LTD	FEMALE MAJORITY	108,646	99,946	36,343	37,760	282,695
ENVIRONMENTAL DESIGN INTERNATIONAL INC	AFRICAN AMERICAN FEMALE	41,416	79,429	64,034	96,087	280,966
REAL DESIGNS INC	FEMALE MAJORITY	217,220	9,081	1,770	46,149	274,219
NESTBUILDERS INC DBA: DBHMS	HISPANIC AMERICAN MALE	60,479	2,645	108,921	94,868	266,913
KAVE INC	FEMALE MAJORITY			264,915		264,915
THE ARCHITECTS ENTERPRISE LTD	AFRICAN AMERICAN MALE	95,526	91,220	74,221		260,967
LIMERED STUDIO	FEMALE MAJORITY	32,894	76,244	142,216		251,353
DOYLE AND ASSOCIATES	FEMALE MAJORITY		103,228	145,200		248,428
A LUCAS AND SONS STEEL	FEMALE MAJORITY	95,556			151,063	246,618
ANDERSON LOCK CO	FEMALE MAJORITY	50,059	116,065	75,966		242,089
CCS INTERNATIONAL INC	ASIAN AMERICAN MALE	47,765	54,900	69,813	69,319	241,797
Q C ENTERPRISES INC	FEMALE MAJORITY	92,738	96,803	47,206		236,747
TOLTECH PLUMBING CONTRACTORS LLC	HISPANIC AMERICAN FEMALE	70,152	29,791	113,828	15,802	229,573
JSR ENTERPRISES INC	AFRICAN AMERICAN FEMALE	39,916	113,052	70,222		223,190
MOODY NOLAN LTD INC	AFRICAN AMERICAN MALE		15,100	207,420		222,520
DYNAMIX ENGINEERING LTD	AFRICAN AMERICAN MALE	13,463	63,425	113,546	31,469	221,903
THE THRESHOLDS	DISABLED/SHELTERED/REHABILITATION	37,795	107,069	69,625		214,489
SUPERIOR FLOOR COVERING INC	FEMALE MAJORITY	179,480	24,120	312		203,912
GLASS DEPOT INC	AFRICAN AMERICAN FEMALE	199,359				199,359
PRIMERA ENGINEERS LTD	HISPANIC AMERICAN MALE	6,271	69,138	63,050	58,630	197,088
COMMERCIAL FLOOR COVERING INC/TSI COMMERCIAL FLOOR COVERING	FEMALE MAJORITY				196,912	196,912
MARKET CONTRACTING SERVICES INC	HISPANIC AMERICAN MALE	69,710	9,262	115,003		193,974
CONSTRUCTION SPECIALTIES AND SERVICES (CSSCO)	ASIAN AMERICAN MALE	140,947	52,630			193,577
CSI 3000	HISPANIC AMERICAN MALE	110,450		82,098		192,548
ALRON ELECTRIC INC	FEMALE MAJORITY	53,478	29,918	104,487		187,883
RES CONSTRUCTION INC	HISPANIC AMERICAN FEMALE				179,897	179,897
DEKAYO CORPORATION	HISPANIC AMERICAN MALE		37,541	102,363	36,850	176,754
NATIONAL HVACDBA NATIONAL INSULATION INC	AFRICAN AMERICAN MALE	13,766		49,738	113,228	176,733
MONTERREY SECURITY CONSULTANTS	HISPANIC AMERICAN MALE			83,746		176,057
ILLINI SUPPLY INC	FEMALE MAJORITY	136	139,350	27,445		166,931
ALTUSWORKS INC	FEMALE MAJORITY	39,081	64,034	61,515		164,630
EMM ELECTRIC INC/MORAN ELECTRICAL CONTRACTING	FEMALE MAJORITY				162,525	162,525
SOUTHLAND CUSTOM DECORATING	FEMALE MAJORITY			161,777		161,777
BAUER LATOZA STUDIO LIMITED	HISPANIC AMERICAN MALE				158,663	158,663
BOWA GROUP INC	AFRICAN AMERICAN MALE		102,843	55,405		158,247
DESIGN AIR INC	AFRICAN AMERICAN MALE	18,719	989	133,371		153,078
PHD SERVICES LLC	FEMALE MAJORITY	52,513	28,490	64,620		145,623
MIDCO ELECTRIC SUPPLY INC	FEMALE MAJORITY			141,956		141,956
CT MECHANICAL	FEMALE MAJORITY	61,851	47,925	30,594		140,370
QC ENTERPRISES INC	FEMALE MAJORITY				139,446	139,446
PREMIER INSULATION LLC	FEMALE MAJORITY	105,766	13,617	16,781	2,600	138,765
SHEN MILSOM AND WILKE LLC	ASIAN AMERICAN MALE	40,303	21,861	6,558	66,466	135,188

FY16 Q4 MAFBE SPEND BY VENDOR
July 1, 2015 through June 30, 2016

VENDOR NAME	Minority-Category	FY16 Q1 (Through 9/30/2015)	FY16 Q2 (Through 12/31/2015)	FY16 Q3 (Through 3/31/2016)	FY16 Q4 (Through 6/30/2016)	FY16 (Through 3/31/2016)
CORPORATE TRAVEL PLANNERS INC	FEMALE MAJORITY	123,822	1,200	6,880		131,902
MATRIX ENGINEERING CORPORATION	AFRICAN AMERICAN MALE	11,079	74,203	23,066	22,126	130,473
PROFESSIONAL DYNAMIC NETWORK I	AFRICAN AMERICAN MALE	21,043	45,319	64,057		130,420
EMM ELECTRIC INC	FEMALE MAJORITY			125,439		125,439
VIXEN CONSTRUCTION INC	FEMALE MAJORITY	119,831				119,831
PRAIRIE RESTORATIONS INC	FEMALE MAJORITY	74,145	5,374	30,850	6,939	117,308
BRUSH ARCHITECTS LLC	FEMALE MAJORITY	27,521	13,311	49,049	25,483	115,364
EKLA CORPORATION	ASIAN AMERICAN FEMALE	20,114	72,074	20,091		112,278
STUDIO V DESIGN INCORPORATED	ASIAN AMERICAN FEMALE				111,564	111,564
MID WEST MOVING AND STORAGE INC	HISPANIC AMERICAN MALE	12,870	23,035	74,242		110,147
SNTIAL TECHNOLOGIES INC	ASIAN AMERICAN MALE	41,685	47,400	20,400		109,485
CAD CONSTRUCTION INC	FEMALE MAJORITY	48,451	54,367			102,818
STOCKS BUSINESS FURNITURE INC	FEMALE MAJORITY	23,244	47,601	29,537		100,383
LIVEWIRE ELECTRICAL SYSTEMS IN	AFRICAN AMERICAN MALE	58,845	40,718			99,564
DAVID MASON AND ASSOCIATES OF ILLINOIS LTD	AFRICAN AMERICAN MALE	9,042	26,610	23,102	40,558	99,312
A PRO EXECS LLC	AFRICAN AMERICAN FEMALE	23,556	39,449	34,771		97,775
DEVELOPMENTAL SERVICES CENTER	DISABLED/SHELTERED/REHABILITATION	28,916	36,339	32,285		97,540
BELLA BAGNO INC	FEMALE MAJORITY	32,224	21,878	42,451		96,553
URBAN WORKS LTD	HISPANIC AMERICAN FEMALE	8,368		37,372	50,219	95,958
ROYAL CRANE SERVICE INC	HISPANIC AMERICAN MALE	91,204	4,500			95,704
LIMERED STUDIO INCORPORATED	FEMALE MAJORITY				94,889	94,889
CUSHING AND COMPANY	FEMALE MAJORITY		43,095	50,671		93,767
JOSAM ACQUISITIONS LLC	FEMALE MAJORITY	23,434	46,393	23,401		93,227
MARTINEZ FROGS INC	HISPANIC AMERICAN MALE	83,700	9,300			93,000
INTERNATIONAL TEST AND BALANCE	FEMALE MAJORITY			90,981		90,981
IMC CONNECT INC	AFRICAN AMERICAN MALE	16,763		43,708	27,924	88,395
PEDIATRIC INTERACTIONS INC	FEMALE MAJORITY		44,975	42,634		87,609
INTERNATIONAL TEST AND BALANCE INC	FEMALE MAJORITY				86,915	86,915
TSI COMMERCIAL FLOOR COVERING INC	FEMALE MAJORITY				85,273	85,273
BETON CONSTRUCTION CO	FEMALE MAJORITY	82,350				82,350
NOVAMED INC	ASIAN AMERICAN MALE	15,502	13,113	18,172	35,391	82,178
CJ DISTRIBUTION INC	FEMALE MAJORITY	78,027	3,000			81,027
DEN CONSTRUCTION MANAGEMENT LLC DBA DENCO	HISPANIC AMERICAN MALE	20,637	28,269		30,587	79,492
G COOPER OIL COMPANY INC	FEMALE MAJORITY				78,961	78,961
BURKE BURNS AND PINELLI LTD	FEMALE MAJORITY		25,615	24,624	27,655	77,894
ABSOLUTE MASONRY INC	AFRICAN AMERICAN MALE	71,982	5,743			77,725
GLOBAL WATER TECHNOLOGY INC	HISPANIC AMERICAN FEMALE	9,431	28,904	11,732	27,325	77,391
POWER ONE SUPPLY INC	AFRICAN AMERICAN MALE		6,127	33,528	37,721	77,376
TABITHA VENTURES INC	AFRICAN AMERICAN MALE	19,070	24,073	29,669	4,364	77,176
RIS CONSTRUCTORS INC	FEMALE MAJORITY		35,425		41,212	76,637
POOL ADMINISTRATORS INC	FEMALE MAJORITY	24,522	21,135	29,540		75,196
RELIABLE ENVIRONMENTAL SOLUTIONS INC	FEMALE MAJORITY	22,539	3,361	14,220	32,272	72,392
ESKENAZI AND FARRELL ASSOCIATES	MALE			71,271		71,271
AMERICAN SURVEYING AND ENGINEERING PC	HISPANIC AMERICAN MALE				70,446	70,446
TRC WORLDWIDE ENGINEERING INC	ASIAN AMERICAN MALE	34,764	24,157	9,386	418	68,724
ELETE CONSTRUCTION AND ENVIRON	AFRICAN AMERICAN MALE	24,041	12,363	30,390		66,794
ELECTRICAL CONTRACTORS INC	FEMALE MAJORITY	5,317	23,214	17,089	20,944	66,564
VEYA INC	AFRICAN AMERICAN MALE				63,365	63,365
BPI TESTING LLC	FEMALE MAJORITY	18,516	4,092	17,236	23,166	63,010
OQJAWKA BOATS AND FABRICATION INC	FEMALE MAJORITY				62,515	62,515
STEARN JOGLEKAR LTD	ASIAN AMERICAN MALE	24,881	7,000	16,504	14,006	62,392
AMAZING EDIBLES LTD	HISPANIC AMERICAN FEMALE	15,953	29,043	16,672		61,668
TRACIE FOLTZ	FEMALE MAJORITY		36,249	22,895	2,002	61,145
LOESCHER HEATING AND AIR CONDITIONING	FEMALE MAJORITY	27,523	29,219	4,175		60,917
CENTRAL ILLINOIS HSSINC	FEMALE MAJORITY				60,562	60,562
LOTHAN VAN HOOK DESTEFANO ARCHITECTURE LLC	FEMALE MAJORITY				59,981	59,981
HOPGOOD PAINTING	AFRICAN AMERICAN MALE	39,269	20,105			59,374
PRODUCTION DISTRIBUTION CO	AFRICAN AMERICAN MALE	4,019	52,809	946		57,774
COTTER CONSULTING INC	FEMALE MAJORITY	18,634	17,435	15,189	5,785	57,043
MORRISSEY CONTRACTING	FEMALE MAJORITY			32,625	24,091	56,716
TERRA ENGINEERING LTD	FEMALE MAJORITY	13,525		28,809	13,795	56,129
DOT SCIENTIFIC INC	FEMALE MAJORITY				55,981	55,981
M AND G GRAPHICS INC	FEMALE MAJORITY	6,267	30,395	19,271		55,934
MILHOUSE ENGINEERING AND CONSTRU	AFRICAN AMERICAN MALE	40,747		13,350		54,097
RTM AND ASSOCIATES INC	ASIAN AMERICAN MALE		1,205	8,486	43,667	53,359
GARTH BUILDING PRODUCTS AND SERVICES	AFRICAN AMERICAN FEMALE	52,387				52,387
SUNRISE HITEK GROUP LLC	ASIAN AMERICAN MALE	30,154	20,636	1,077		51,866
GO PROMOTIONS INC	FEMALE MAJORITY	10,833	24,789	15,770		51,392
H AND P CONTRACTOR INC	HISPANIC AMERICAN MALE	44,379	4,335	2,455		51,169
ARCHITECTS ENTERPRISE LTD	AFRICAN AMERICAN MALE				49,358	49,358
EL VALOR CORPORATION	DISABLED/SHELTERED/REHABILITATION	36,750	12,250			49,000
THE ALARIS GROUP	FEMALE MAJORITY	20,421	19,440	9,113		48,975
YAGLA ENGINEERING SERVICES INC	FEMALE MAJORITY		21,870	9,089	17,793	48,752
TERRA DEMOLITION	HISPANIC AMERICAN MALE	23,233	2,120	22,835		48,189
VON ALST OPERATING LLC	FEMALE MAJORITY				47,884	47,884
WRF ENGINEERS LLC	FEMALE MAJORITY	17,726	7,466	10,944	10,767	46,902
ROY KEITH ELECTRIC COMPANY	FEMALE MAJORITY	19,337	26,550	713		46,600
PRECISION FLOOR AND TILE INC	FEMALE MAJORITY	45,420		794		46,214
MILLER BUILDING GROUP	AFRICAN AMERICAN MALE	35,518		5,720	4,860	46,098
ALTUSWORKS INCORPORATED	FEMALE MAJORITY				45,721	45,721
TAC CONSTRUCTION COMPANY	FEMALE MAJORITY	38,700	3,525	2,783		45,008
HYGIENEERING INC	FEMALE MAJORITY		14,302	29,153		43,455
VALOR TECHNOLOGIES INC	HISPANIC AMERICAN MALE				42,980	42,980
EVERY BLOOMINI INDUSTRIAL SUPPL	FEMALE MAJORITY			41,604		41,604
BRIDGEWAY INC	DISABLED/SHELTERED/REHABILITATION	16,771	12,218	12,218		41,208
GREAT LAKES METALS CORP	FEMALE MAJORITY	40,922				40,922
GREENE AND LETTS	AFRICAN AMERICAN MALE	10,930		11,469	18,293	40,691
CHRISTY WEBBER AND COMPANY	FEMALE MAJORITY	40,677				40,677
MORCOM N V INC	AFRICAN AMERICAN MALE	15,423		24,500		39,923
INTER CITY SUPPLY CO INC	AFRICAN AMERICAN FEMALE	13,442	11,134	15,063		39,639
JEET INC	FEMALE MAJORITY	23,293	5,595	9,225		38,113
CHICAGO COMMUNICATIONS LLC	FEMALE MAJORITY	3,448	5,704	2,921	24,853	36,925
LESTER AND ROSALIE ANIXTER CTR	DISABLED/SHELTERED/REHABILITATION	10,321	11,511	14,872		36,704
MZI GROUP	HISPANIC AMERICAN MALE				36,410	36,410
FORWARD SPACE	FEMALE MAJORITY		36,251			36,251

FY16 Q4 MAFBE SPEND BY VENDOR
July 1, 2015 through June 30, 2016

VENDOR NAME	Minority-Category	FY16 Q1 (Through 9/30/2015)	FY16 Q2 (Through 12/31/2015)	FY16 Q3 (Through 3/31/2016)	FY16 Q4 (Through 6/30/2016)	FY16 (Through 3/31/2016)
DASHCOINC	FEMALE MAJORITY				36,090	36,090
OBAMA ENERGY CORPORATION	AFRICAN AMERICAN MALE				36,024	36,024
WEBB ENGINEERING SERVICES INC	AFRICAN AMERICAN MALE	4,136	5,916	10,976	14,874	35,902
CONSTRUCTION CAD SOLUTIONS	AFRICAN AMERICAN MALE	31,860		3,705		35,564
JOHNSON LASKY KINDELIN	FEMALE MAJORITY		35,560			35,560
GSG CONSULTANTS INC	HISPANIC AMERICAN MALE	9,576	12,050	13,523		35,149
BOWA GROUP INCORPORATED	AFRICAN AMERICAN MALE				34,877	34,877
WBF CONSTRUCTION INC	AFRICAN AMERICAN MALE	34,790				34,790
ECOLOGICAL SPECIALISTS INC	FEMALE MAJORITY	25,400	8,467			33,866
PROGRESSIVE INDUSTRIES INC	FEMALE MAJORITY	4,849	12,862	16,107		33,818
KOI COMPUTERS INC	ASIAN AMERICAN FEMALE	7,755	3,925	22,050		33,730
STRUCTURE DESIGNS INC	AFRICAN AMERICAN MALE				33,507	33,507
SANCHEZ PAVING COMPANY INC	HISPANIC AMERICAN MALE	33,300				33,300
UNDERLAND ARCHITECTURAL SYSTEMS INC	FEMALE MAJORITY	22,603	1,530	8,674		32,806
DYNASTY GROUP INC	ASIAN AMERICAN MALE	29,385	2,970			32,355
UJAMAA CONSTRUCTION INC	AFRICAN AMERICAN MALE	19,675		12,650		32,325
NURSE AGENCY	FEMALE MAJORITY				32,106	32,106
EXPRESS ELECTRIC SUPPLY	AFRICAN AMERICAN MALE	7,933		18,809	4,465	31,207
TAYLOR MADE DESIGN INC	AFRICAN AMERICAN MALE	19,319	11,190			30,509
STOCKS BUSINESS FURNITURE INC/STOCKS OFFICE FURNITURE	FEMALE MAJORITY				30,049	30,049
SNTIAL TECHNOLOGIES INCORPORATED	ASIAN AMERICAN MALE				29,200	29,200
THORNTON RAVE CONSTRUCTION LL	AFRICAN AMERICAN MALE			29,023		29,023
ACTIVE ELECTRICAL SUPPLY COMPANY	FEMALE MAJORITY	2,160	8,026	18,816		29,002
PASCAL ELEVATOR CO	ASIAN AMERICAN MALE	28,958				28,958
TRI STAR ELECTRIC SUPPLY	AFRICAN AMERICAN MALE		27,958			27,958
GRAND STAGE LIGHTING CO INC	FEMALE MAJORITY				27,847	27,847
MBB ENTERPRISES OF CHICAGO INC	FEMALE MAJORITY	26,757		1,000		27,757
FUHRMANN ENGINEERING INC	FEMALE MAJORITY				27,613	27,613
STR PARTNERS LLC	ASIAN AMERICAN MALE	19,600		7,360		26,960
THE NURSE AGENCY	FEMALE MAJORITY	21,320	798	3,925		26,042
ENCORE UNLIMITED LLC	FEMALE MAJORITY	14,185	6,570	5,038		25,792
A C GENTROL INC	ASIAN AMERICAN MALE	7,774		17,824		25,598
MZI BUILDING AND SVCS INC	HISPANIC AMERICAN MALE		25,193			25,193
KAITLIN A MEIXNER	FEMALE MAJORITY	25,000				25,000
MYLEER CORPORATION	AFRICAN AMERICAN FEMALE	5,299	9,840	9,840		24,980
DAS CONSULTING SERVICES LLC	ASIAN AMERICAN FEMALE	7,400	7,630	1,070	7,998	24,099
KATCO DEVELOPMENT INC	FEMALE MAJORITY	23,684				23,684
HUNTER DRYWALL AND TAPING INC	HISPANIC AMERICAN MALE	20,930		1,976		22,905
QUERCUS CONSULTING INC	FEMALE MAJORITY	5,833	5,833	5,333	5,833	22,832
SOUTH PARK CONSTRUCTION INC	AFRICAN AMERICAN MALE				22,340	22,340
ENBEE PAINTING AND DECORATING INC	FEMALE MAJORITY	21,394	530			21,924
THG FOODS	AFRICAN AMERICAN MALE		1,821	19,416		21,237
PERFECT IMAGE INC	NATIVE AMERICAN MALE				21,236	21,236
CARNOW CONIBEAR AND ASSOC LTD	FEMALE MAJORITY	6,050	4,660	6,100	4,200	21,010
DUMEX CONSTRUCTION CO	HISPANIC AMERICAN MALE			20,840		20,840
MILLENNIA PROFESSIONAL SERVICES OF ILLINOIS LTD	ASIAN AMERICAN MALE	6,393	6,393		8,020	20,805
ONYX ARCHITECTURAL SERVICES INC	AFRICAN AMERICAN MALE				20,650	20,650
HELSEL JEPPEPERSON ELECTRICAL IN	FEMALE MAJORITY			20,587		20,587
TRINAL INC	AFRICAN AMERICAN FEMALE				20,250	20,250
NAK MAN CORPORATION	ASIAN AMERICAN MALE	4,972	8,197	6,999		20,169
CUSTOM RED IRON AND SERVICES	AFRICAN AMERICAN MALE			19,262		19,262
NORTHPOINTE RESOURCES INC	DISABLED/SHELTERED/REHABILITATION	12,084	2,938	4,139		19,161
BLUE COTTAGE CONSULTING	FEMALE MAJORITY	19,089				19,089
RACE AND ASSOCIATES LTD	FEMALE MAJORITY	18,525				18,525
JORDAN MEDICAL CONSULTANTS LLC	FEMALE MAJORITY			18,467		18,467
OCCUPATIONAL TRAINING AND SUPPLY	FEMALE MAJORITY	2,194	3,610	12,466		18,271
RESOURCE ONE OF ILLINOIS LTD	FEMALE MAJORITY				17,931	17,931
MAESTROS VENTURES LLC	HISPANIC AMERICAN MALE	2,008	13,270		2,461	17,739
YOUR PARTNER PROMOTIONS	FEMALE MAJORITY		16,239	815		17,054
ABITUA SEWER WATER AND PLUMBING	HISPANIC AMERICAN MALE				16,950	16,950
CYLA DESIGN ASSOCIATES INC	FEMALE MAJORITY	14,591	1,767		280	16,638
PCS POWER AND COMMUNICATIONS SOLUTIONS INC	HISPANIC AMERICAN MALE	13,383	2,950			16,333
PANIAGUA GROUP INC	HISPANIC AMERICAN MALE	7,200		8,800		16,000
NAYYAR AND NAYYAR INTERNATIONAL INC	ASIAN AMERICAN MALE	10,767	4,900	300		15,967
BROOK ARCHITECTURE INC	AFRICAN AMERICAN FEMALE		6,011	9,925		15,936
BRAILS FORD AND DUNLAVEY	AFRICAN AMERICAN MALE	3,583	4,077	8,016		15,676
MULTI PRODUCTS DISTRIBUTION	HISPANIC AMERICAN FEMALE			15,342		15,342
SPAAN TECH INC	ASIAN AMERICAN FEMALE			15,300		15,300
ACACIA FINANCIAL GROUP INC	FEMALE MAJORITY		7,500	7,500		15,000
HARDIN GEOTECHNOLOGIES INC	FEMALE MAJORITY	14,790				14,790
ALL MASONRY CONSTRUCTION INC	HISPANIC AMERICAN MALE	11,745		2,755		14,500
CREA CONSTRUCTION INC	AFRICAN AMERICAN FEMALE			14,500		14,500
LEE PERFECT TRANSCRIPTION CORP	FEMALE MAJORITY	4,102	4,008	5,955		14,065
WEINSTEIN AUDREY	FEMALE MAJORITY	3,130	6,242	3,875		13,247
SOUTHWEST SPRING INC	FEMALE MAJORITY	3,411	4,544	680	4,533	13,167
SALUS INC	HISPANIC AMERICAN MALE				12,623	12,623
HEALTH EDUCATION + RESEARCH ASSOCIATES INC	FEMALE MAJORITY		12,493		100	12,593
HELSEL JEPPEPERSON ELECTRICAL INC	FEMALE MAJORITY				12,572	12,572
RHL INSULATION AND FIRESTOPPING INC	FEMALE MAJORITY				12,150	12,150
HI TEK ENVIRONMENTAL INC	ASIAN AMERICAN MALE	3,958	1,310	6,605		11,873
BCE INC	ASIAN AMERICAN MALE	11,700				11,700
LIVEWIRE ELECTRICAL SYSTEMS INCORPORATED	AFRICAN AMERICAN MALE				11,650	11,650
MCDONOUGH WHITLOW PC	FEMALE MAJORITY	1,577	2,723	2,723	4,409	11,432
ACTION BAG CO	FEMALE MAJORITY	5,843	2,838	2,674		11,354
ADAMS PAINTING COMPANY	AFRICAN AMERICAN MALE	5,074	3,561	1,998	600	11,233
INTER CITY SUPPLY COMPANY INC	AFRICAN AMERICAN FEMALE				11,216	11,216
NAVARETTE INDUSTRIES	HISPANIC AMERICAN MALE			10,583		10,583
JOHNSON LASKY KINDELIN ARCHITECTS	FEMALE MAJORITY				10,421	10,421
UJAMAA CONSTRUCTION	AFRICAN AMERICAN MALE				10,400	10,400
MIDWEST MOVING AND STORAGE INC	HISPANIC AMERICAN MALE				10,394	10,394
MOOSE SPORTS SURFACES LTD	FEMALE MAJORITY	10,280				10,280
RENAISSANCE ARCHITECTS INC	MALE			10,242		10,242
UPLAND DESIGN LTD	FEMALE MAJORITY	4,924	2,462	2,462		9,848
BEC MECHANICAL INC	FEMALE MAJORITY				9,765	9,765
SANCHEZ DANIELS AND HOFFMAN LLP	HISPANIC AMERICAN MALE		2,718	6,818		9,536

FY16 Q4 MAFBE SPEND BY VENDOR
July 1, 2015 through June 30, 2016

VENDOR NAME	Minority-Category	FY16 Q1 (Through 9/30/2015)	FY16 Q2 (Through 12/31/2015)	FY16 Q3 (Through 3/31/2016)	FY16 Q4 (Through 6/30/2016)	FY16 (Through 3/31/2016)
TILTONKELLY + BELL LLC	FEMALE MAJORITY			9,442		9,442
ERES INTERNATIONAL IN /ENGINEERING AND RESEARCH INTRNTL IN	FEMALE MAJORITY				9,375	9,375
TILTON KELLY AND BELL LLC	FEMALE MAJORITY				9,367	9,367
RECORD SYSTEMS INC	FEMALE MAJORITY				9,351	9,351
HUESSLER ASSOCIATES INC	FEMALE MAJORITY	3,369	2,978	1,460		9,267
PHOENIX BUSINESS SOLUTIONS LLC	FEMALE MAJORITY		572		8,632	9,204
JORDAN MEDICAL CONSULTANTS/JORDAN SEARCH CONSULTANTS LLC	FEMALE MAJORITY				9,000	9,000
THINK AND ASSOCIATES INC	FEMALE MAJORITY	9,000				9,000
MEP INFRASTRUCTURE SOLUTIONS	HISPANIC AMERICAN MALE	2,500		5,500		8,000
TORRES CONSTRUCTION INC	HISPANIC AMERICAN MALE			2,888	4,950	7,838
AC CENTROL INCORPORATED	ASIAN AMERICAN MALE				7,774	7,774
TRC WORLDWIDE ENGINEERING INCORPORATED	ASIAN AMERICAN MALE				7,709	7,709
HABILITATIVE SYSTEMS INC	DISABLED/SHELTERED/REHABILITATION	3,700	3,800			7,500
MIND YOUR MANNERS	AFRICAN AMERICAN FEMALE		7,500			7,500
CHEMCO INDUSTRIES	ASIAN AMERICAN MALE		2,645	4,803		7,447
ILLINI FIRE EQUIPMENT CO INC	FEMALE MAJORITY				7,406	7,406
ACCURATE BIOMETRICS INC	FEMALE MAJORITY	2,865	2,988	1,521		7,374
BUILDING MAINTENANCE SERVICES COMPANY OF SPRINGFIELD	FEMALE MAJORITY				7,130	7,130
KATHLEEN O'DONNELL PC	FEMALE MAJORITY	2,027	3,195	1,733		6,954
BEAMAN PUBLIC RELATIONS INC	AFRICAN AMERICAN FEMALE	6,950				6,950
GOLDEN STAR INC D/B/A ADVANC	MALE			6,700		6,700
THORNTON RAVE CONSTRUCTION LLC	AFRICAN AMERICAN MALE				6,692	6,692
QUIMEX INC	HISPANIC AMERICAN MALE	2,901	2,583	1,029		6,513
PRODUCTION DISTRIBUTION COMPANIES	AFRICAN AMERICAN MALE				6,458	6,458
CALUMET DECORATING SERVICE IN	FEMALE MAJORITY			6,342		6,342
ANCHOR STAFFING INC	AFRICAN AMERICAN FEMALE		2,055	4,111		6,166
SITE DESIGN GROUP LTD	ASIAN AMERICAN MALE		1,838	2,655	1,655	6,148
HUGH LIGHTING DESIGN LLC	ASIAN AMERICAN MALE	2,298	2,587	597		6,040
DATA MEDIA PRODUCTS INC	FEMALE MAJORITY	2,588	2,419	766		5,773
MILHOUSE ENGINEERING AND CONSTRUCTION INC	AFRICAN AMERICAN MALE				5,700	5,700
PROTOTYPE PRINTING INCORPORATED	FEMALE MAJORITY				5,684	5,684
LA GRANGE CRANE SERVICE INC	FEMALE MAJORITY				5,526	5,526
OMAR MEDICAL SUPPLIES INC	AFRICAN AMERICAN MALE	1,938	2,074	1,496		5,508
ESCAPITA CONSTRUCTION COMPANY INC	HISPANIC AMERICAN MALE		5,402			5,402
WE'RE CLEANING INC	AFRICAN AMERICAN MALE		5,285			5,285
ROGARDS OFFICE PRODU	FEMALE MAJORITY				5,054	5,054
DOOR SPECIALTY COMPANY	FEMALE MAJORITY		5,026			5,026
PRAIRIE RESTORATIONS INCORPORATED	FEMALE MAJORITY				5,007	5,007
SUMMER ALEXANDER RESEARCH INC	AFRICAN AMERICAN FEMALE				5,000	5,000
HELM ELCTRICAL SERVICES INC	FEMALE MAJORITY			4,775		4,775
R W COLLINS CO INC	FEMALE MAJORITY				4,748	4,748
COMMERCIAL BATHWARES LC	FEMALE MAJORITY				4,606	4,606
FICEK ELECTRIC AND COMMUNICATION SYSTEMS INCORPORATED	FEMALE MAJORITY				4,593	4,593
TOVAR SNOW PROFESSIONALS INC	HISPANIC AMERICAN MALE			4,585		4,585
SEICO INC	DISABLED/SHELTERED/REHABILITATION	1,320	1,521	1,435		4,276
VCG LTD/VCG UNIFORM	FEMALE MAJORITY				4,195	4,195
ACTION BAG COMPANY	FEMALE MAJORITY				4,186	4,186
LINJEN PROMOTIONS INC	FEMALE MAJORITY				4,179	4,179
DURANGO PAINTING INC	HISPANIC AMERICAN MALE				4,100	4,100
EXTENDED HOME LIVING SERVICES	FEMALE MAJORITY			4,050		4,050
PRO TYPE PRINTING INC	FEMALE MAJORITY		740	2,940		3,680
PROGRESSIVE ELECTRIC INC	FEMALE MAJORITY	3,549				3,549
KSID INTERIORS INC	FEMALE MAJORITY		1,638	1,898		3,536
BOILER INSPECTION SERVICES CO	ASIAN AMERICAN MALE		3,500			3,500
GSG MATERIAL TESTING INC	HISPANIC AMERICAN MALE		3,190		300	3,490
CTG INC OF ILLINOIS/NOVANIS	ASIAN AMERICAN MALE				3,447	3,447
W JAMES TAYLOR INC	FEMALE MAJORITY	1,364	978	1,096		3,438
LINCOLNLAND ARCHITECTURAL GRAPHICS INC	FEMALE MAJORITY	2,834	553			3,387
LOOP CAPITAL MARKETS LLC	AFRICAN AMERICAN MALE				3,365	3,365
ASHLAUR CONSTRUCTIONM INC	AFRICAN AMERICAN MALE				3,180	3,180
ILLINI SUPPLY	FEMALE MAJORITY				3,111	3,111
CROSS RHODES REPROGRAPHICS INC	AFRICAN AMERICAN MALE				3,011	3,011
OCCUPATIONAL TRAINING AND SUPPLY INC	FEMALE MAJORITY				2,970	2,970
MIDWEST MAILING AND SHIPPING SYS	FEMALE MAJORITY	2,490		350		2,840
PERFORMANCE MECHANICAL CONTRAC	FEMALE MAJORITY					2,763
EQUIPMENT INTERNATIONAL LTD	FEMALE MAJORITY	320	2,443			2,763
ARIES CHARTER TRANSPORTATION I	HISPANIC AMERICAN MALE	619	694	1,380		2,693
VANDALIA BUS LINES INC	FEMALE MAJORITY	896	1,760			2,656
SHI INTERNATIONAL CORPORATION	ASIAN AMERICAN FEMALE				2,615	2,615
RTM DESIGN INC	ASIAN AMERICAN MALE	2,550				2,550
HI TEK ENVIRONMENTAL INC/STAT ANALYSIS CORP	ASIAN AMERICAN MALE				2,230	2,230
EVERLIGHTS INC	FEMALE MAJORITY	2,099				2,099
TRANSITIONS NFP	SHELTERED WORKSHOP CERTIFIED IN STATE USE PROGRAM			2,072		2,072
EVERY BLOOMIN INDUSTRIAL SUPPLYINC	FEMALE MAJORITY				2,070	2,070
DIRECTIONS TRAINING CENTER	ASIAN AMERICAN FEMALE		1,995			1,995
BISHOP JILL KUSHNER	FEMALE MAJORITY		136	1,843		1,979
LASER INNOVATIONS INC	DISABLED/SHELTERED/REHABILITATION	55	825	1,067		1,947
SMITH	FEMALE MAJORITY				1,910	1,910
TETRA MEDICAL SUPPLY CORP	FEMALE MAJORITY	826	202	739		1,767
TAYLOR STUDIOS INC	FEMALE MAJORITY	1,710				1,710
STILES OFFICE SOLUTIONS INC	FEMALE MAJORITY	1,465			227	1,693
PRESERVATION SERVICES INC	FEMALE MAJORITY				1,550	1,550
TOVAR SNOW PROFESSIONALS	HISPANIC AMERICAN MALE				1,520	1,520
RINGOLD FINANCIAL MANAGEMENT S	AFRICAN AMERICAN FEMALE		1,500			1,500
RESOURCE ONE OF ILLINOIS	FEMALE MAJORITY					1,361
DIRECTIONS UNLIMITED INC/PROMOPARTNERS	FEMALE MAJORITY	76		1,286		1,313
FANDI DISTRIBUTORS INC D/B/A FANDT FIRE PROTECTION	HISPANIC AMERICAN MALE		1,125	187		1,312
ILLINI SUPPLY INCORPORATED	FEMALE MAJORITY				1,300	1,300
TOLTECH PLUMBING CONTRACTORS	HISPANIC AMERICAN FEMALE				1,293	1,293
R D MCMILLEN ENTERPRISES INC	FEMALE MAJORITY	92	243	956		1,291
PROBE CONSULTING SERVICES INC	ASIAN AMERICAN MALE			1,286		1,286
HANSON INFORMATION SYSTEMS	FEMALE MAJORITY	384	450	311		1,145
GLOBE MEDICAL SURGICAL SUPPLY	ASIAN AMERICAN MALE	822	300			1,121
UNITED CEREBRAL PALSY OF	DISABLED/SHELTERED/REHABILITATION		604	506		1,109
RICHARDS GRAPHIC COMMUNICATION	FEMALE MAJORITY	1,108				1,108

FY16 Q4 MAFBE SPEND BY VENDOR
July 1, 2015 through June 30, 2016

VENDOR NAME	Minority-Category	FY16 Q1 (Through 9/30/2015)	FY16 Q2 (Through 12/31/2015)	FY16 Q3 (Through 3/31/2016)	FY16 Q4 (Through 6/30/2016)	FY16 (Through 3/31/2016)
W JAMES TAYLOR INCORPORATED	FEMALE MAJORITY				1,056	1,056
H H OFFICE INC	FEMALE MAJORITY			1,033		1,033
ANAGNOS DOOR CO INC	FEMALE MAJORITY		1,000			1,000
MEDICAL EXPRESS AMBULANCE SRV	FEMALE MAJORITY		172	747		919
DOYLE MARGARET M	FEMALE MAJORITY	800				800
CAROL NAUGHTON AND ASSOCIATES	FEMALE MAJORITY			702		702
HILTON PUBLISHING INC	AFRICAN AMERICAN MALE	701				701
HANSON INFORMATION SYSTEMS INCORPORATED	FEMALE MAJORITY				604	604
THE HOPE SCHOOL	DISABLED/SHELTERED/REHABILITATION		450			450
HILTON PUBLISHING CO INC	AFRICAN AMERICAN MALE				415	415
ABC DATA ENTRY INC	AFRICAN AMERICAN MALE		406			406
COOMBE BLOXDORF PC	FEMALE MAJORITY		381			381
PRO BIZ PRODUCTS LLC	AFRICAN AMERICAN MALE	367				367
ACCURATE BIOMETRICS INCORPORATED	FEMALE MAJORITY				342	342
OMEGA SIGN AND LIGHTING INC/YESCO CHICAGO	FEMALE MAJORITY				330	330
OLSON KRISTIN L	FEMALE MAJORITY		320			320
PAGODA ELECTRIC AND CONSTRUCTION INC	AFRICAN AMERICAN MALE		320			320
PERFORMANCE PARTNERS INC	FEMALE MAJORITY		290			290
EMED MEDICAL COMPANY	AFRICAN AMERICAN MALE				202	202
ARA COMPANY INC	FEMALE MAJORITY				172	172
FEDERAL SUPPLY CO	FEMALE MAJORITY				158	158
EVERGREEN SUPPLY CO	FEMALE MAJORITY				150	150
HH OFFICE INCORPORATED/ROGARDS OFFICE PLUS	FEMALE MAJORITY				124	124
EVERGREEN SUPPLY CO INC	FEMALE MAJORITY		119			119
DANS PRINTING AND OFC SUPLS INC	FEMALE MAJORITY		104			104
MULTILINGUAL CONNECTIONS LLC	FEMALE MAJORITY				104	104
TRADE INDUSTRIES	DISABLED/SHELTERED/REHABILITATION		100			100
GRACE ENTERPRISES INC	ASIAN AMERICAN MALE			55		55
MIDWEST ENGINEERING AND TESTING INCORPORATED	FEMALE MAJORITY				-180	-180
	TOTAL	20,289,356	16,993,590	16,983,650	16,998,724	71,265,320